



2023/24

# **MEDIA\_GUIDE**

# MEDIA GUIDE

## TABLE OF CONTENTS


INTRODUCTION.....	pg. 3	ROOKIES.....	pg. 89
MOHEGAN SUN ARENA AT CASEY PLAZA...	pg. 4	HAT TRICKS.....	pg. 90
2022-23 SCHEDULE.....	pg. 5	SPECIAL TEAMS.....	pg. 92
PROMOTIONAL SCHEDULE.....	pg. 6	SHORTHANDED GOALS.....	pg. 93
PLAYER PROFILES.....	pg. 7	PENALTY SHOTS.....	pg. 91
PRONOUNCIATION GUIDE.....	pg. 27	SHUTOUTS.....	pg. 99
TEAM STAFF.....	pg. 28	GOALIE ASSISTS.....	pg. 107
OPENERS.....	pg. 34	“GORDIE HOWE HAT TRICKS” .....	pg. 108
SEASON RECORDS.....	pg. 35	AHL ALL-STAR GAMES.....	pg. 110
MONTH-BY-MONTH RECORDS.....	pg. 38	AHL AWARD WINNERS.....	pg. 112
PENGUINS ALL-TIME ROSTER.....	pg. 39	SEASON-BY-SEASON BREAKDOWN.....	pg. 114
GOALTENDERS.....	pg. 50	PENGUINS PLAYOFF HISTORY.....	pg. 139
PLAYERS BY NATIONALITY.....	pg. 52	YEAR-BY-YEAR RESULTS.....	pg. 140
SWEATER NUMBERS.....	pg. 53	vs. OPPONENTS RECORD.....	pg. 146
HEAD COACHES.....	pg. 57	COACHES PLAYOFF RECORDS.....	pg. 147
COACHES YEARLY.....	pg. 58	MISCELLANEOUS TEAM RECORDS....	pg. 147
ATTENDANCE.....	pg. 61	PLAYOFF OVERTIME GAMES.....	pg. 148
ALL-TIME LEADERS.....	pg. 62	PLAYOFF SHUTOUTS.....	pg. 150
SEASON LEADERS.....	pg. 66	PLAYOFF HAT TRICKS.....	pg. 150
TEAM RECORDS.....	pg. 71	PLAYOFF PENALTY SHOTS.....	pg. 150
PLAYER POINT STREAKS.....	pg. 75	INDIVIDUAL PLAYOFF RECORDS.....	pg. 151
PLAYER POINTS BY MONTH.....	pg. 76	ALL-TIME PLAYOFF LEADERS.....	pg. 152
OVERTIME.....	pg. 77	HISTORY OF THE PENGUINS/BEARS RIVALRY...	pg. 154
ALL-TIME OT RECORD.....	pg. 77	ALL-TIME TABLE.....	pg. 156
OT vs. EACH TEAM.....	pg. 78	SEASON-BY-SEASON RIVALRY.....	pg. 156
OT WINS.....	pg. 78	SINGLE-GAME RIVALRY RECORDS.....	pg. 159
OT LOSSES.....	pg. 81	SEASON SERIES RIVALRY RECORDS...	pg. 162
SHOOTOUTS.....	pg. 83	ALL-TIME RIVALRY RECORDS.....	pg. 165
ALL-TIME SHOOTOUT RECORD.....	pg. 83	HALL OF FAME.....	pg. 167
SHOOTOUT vs. EACH TEAM.....	pg. 83	IMPORTANT DATES.....	pg. 172
ALL-TIME SHOOTOUT RESULTS.....	pg. 84		
PENGUINS GOALIES IN SHOOTOUTS...	pg. 87		
PENGUINS SHOOTOUT ATTEMPTS.....	pg. 88		

# ON\_A\_MISSION

The Wilkes-Barre/Scranton Penguins are the American Hockey League affiliate of the five-time Stanley Cup Champion Pittsburgh Penguins. Now for 25 years, the Penguins have proudly represented the area of Northeastern Pennsylvania as one of the marquee franchises in the AHL.

The Penguins sit in the AHL record books with the league's all-time record for consecutive sellouts (144) as well as twice setting the all-time mark for sellouts in a single season (40). Furthermore, the team's on-ice success historically has fed the fervor of its passionate fanbase.


The AHL serves as the primary developmental hockey league in North America with all 31 clubs affiliated with teams in the National Hockey League. The AHL has developed more than 88 percent of today's NHL players in addition to the vast majority of the NHL's coaches, managers, training staffs, broadcasters and officials.



Wilkes-Barre/Scranton has seen many alumni earn promotion to the team's parent club in Pittsburgh over the past 21 seasons and contributed a significant amount of talent to the team's Stanley Cup titles in 2009, 2016 and 2017. Eight players (Maxime Talbot, Kris Letang, Alex Goligoski, Tyler Kennedy, Marc-André Fleury, Rob Scuderi, Brooks Orpik and Miroslav Šatan) all spent time with Wilkes-Barre/Scranton at some point before lifting the Stanley Cup for Pittsburgh in 2009. Additionally, six players (Matt Murray, Conor Sheary, Bryan Rust, Tom Kühnhackl, Derrick Pouliot and Oskar Sundqvist) began the season in the AHL before participating in Pittsburgh's 2016 championship run, and 13 total players on the team had previously played in Wilkes-Barre/

Scranton. Once again in 2017, four more players (Josh Archibald, Jake Guentzel, Carter Rowney and Chad Ruhwedel) joined the fold as Wilkes-Barre/Scranton alumni to capture hockey's greatest prize in the Steel City.

The Penguins have also become known in hockey circles as a coaching factory for the NHL. Three coaches have gone directly from Wilkes-Barre/Scranton to head coach in Pittsburgh mid-season, and at the start of the 2018-19 campaign, four NHL teams were led by bench bosses who were formerly featured on Wilkes-Barre/Scranton's coaching staff. Three of Pittsburgh's most recent Cup victories were coached by Wilkes-Barre/Scranton products (Dan Bylsma, 2009; Mike Sullivan, 2016 & 2017).



The Penguins have also proven a knack for generating successful front office personnel, as well. There are currently three NHL General Managers who previously served as GM of the Wilkes-Barre/Scranton Penguins before earning their promotion to the big leagues. Tom Fitzgerald, Bill Guerin and Patrik Allvin lead the New Jersey Devils, Minnesota Wild and Vancouver Canucks, respectively. Furthermore, former WBS GM Jason Botterill was at the helm for the Buffalo Sabres from 2017-2020. He is currently the Assistant General Manager of the Seattle Kraken.

# MOHEGAN SUN ARENA AT CASEY PLAZA



Mohegan Sun Arena at Casey Plaza first opened its doors on November 13, 1999 for the Wilkes-Barre/Scranton Penguins' inaugural-season home debut.


Originally named the Northeastern Pennsylvania Civic Arena and Convention Center, the Penguins are the primary tenant of the building. More than just hockey takes place within its confines, though. It has become a hub for big-name concerts, sports entertainment events, political rallies, graduation ceremonies, and more.

Mohegan Sun Arena at Casey Plaza has a capacity of **8,300** seats for Penguins hockey games, and has been the vessel for multiple AHL attendance records set by Wilkes-Barre/Scranton fans over the course of the club's 23-year history. The building holds nearly 10,000 seats for concert events and has hosted legendary acts such as Elton John, Cher, Neil Diamond, The Eagles, AC/DC, Judas Priest, Simon & Garfunkel and Snoop Dogg.

The arena is owned by the Luzerne County Convention Center Authority and operated by SMG, one of the largest property management corporations in the world. In the United States alone, SMG manages 74 arenas and stadiums.

## OTHER MOHEGAN SUN ARENA FACTS:

- Home arena of the Wilkes-Barre/Scranton Pioneers arena football team from 2002-2009. The Pioneers played in the AF2.
- Hosts the annual spring graduation ceremonies for King's College, University of Scranton, Luzerne County Community College and Marywood University.
- On October 22, 2002, President George W. Bush spoke at the arena during his campaign for re-election.
- January 31, 2000 marked the arena's first live wrestling event, a live taping of WCW Monday Night Nitro, featuring a main event tag team match between The nWo vs. Terry Funk, Ric Flair and WCW World Heavyweight Champion Sid Vicious.



# WILKES-BARRE/SCRANTON 2023-24 SCHEDULE

Date	Time	Opponent
Oct. 13	7:00 p.m.	at Charlotte Checkers
Oct. 14	6:00 p.m.	at Charlotte Checkers
Oct. 20	7:00 p.m.	at Hartford Wolf Pack
Oct. 21	6:05 p.m.	vs. Springfield Thunderbirds
Oct. 25	7:05 p.m.	vs. Hershey Bears
Oct. 28	6:05 p.m.	vs. Hartford Wolf Pack
Oct. 29	3:00 p.m.	at Hershey Bears
Nov. 1	7:05 p.m.	vs. Providence Bruins
Nov. 3	7:05 p.m.	vs. Hershey Bears
Nov. 4	6:05 p.m.	vs. Belleville Senators
Nov. 10	7:00 p.m.	at Syracuse Crunch
Nov. 11	6:05 p.m.	vs. Syracuse Crunch
Nov. 15	7:05 p.m.	vs. Hershey Bears
Nov. 17	7:05 p.m.	at Providence Bruins
Nov. 18	7:05 p.m.	at Providence Bruins
Nov. 22	7:00 p.m.	at Hershey Bears
Nov. 24	4:00 p.m.	at Charlotte Checkers
Nov. 25	4:00 p.m.	at Charlotte Checkers
Nov. 29	7:05 p.m.	vs. Hershey Bears
Dec. 1	7:05 p.m.	at Springfield Thunderbirds
Dec. 2	6:05 p.m.	vs. Springfield Thunderbirds
Dec. 8	7:05 p.m.	vs. Cleveland Monsters
Dec. 9	6:05 p.m.	vs. Providence Bruins
Dec. 13	7:05 p.m.	vs. Syracuse Crunch
Dec. 15	7:00 p.m.	at Utica Comets
Dec. 16	6:05 p.m.	vs. Rochester Americans
Dec. 21	7:00 p.m.	at Belleville Senators
Dec. 22	7:00 p.m.	at Laval Rocket
Dec. 27	7:00 p.m.	at Hershey Bears
Dec. 29	7:05 p.m.	vs. Charlotte Checkers
Dec. 30	6:05 p.m.	vs. Charlotte Checkers
Jan. 5	7:05 p.m.	at Springfield Thunderbirds
Jan. 6	6:05 p.m.	vs. Lehigh Valley Phantoms
Jan. 7	3:05 p.m.	vs. Hartford Wolf Pack
Jan. 12	7:05 p.m.	at Providence Bruins
Jan. 13	7:00 p.m.	at Bridgeport Islanders

Date	Time	Opponent
Jan. 15	3:05 p.m.	at Springfield Thunderbirds
Jan. 17	7:05 p.m.	vs. Providence Bruins
Jan. 20	7:00 p.m.	at Hershey Bears
Jan. 21	3:05 p.m.	vs. Springfield Thunderbirds
Jan. 24	7:05 p.m.	vs. Hartford Wolf Pack
Jan. 26	7:05 p.m.	at Lehigh Valley Phantoms
Jan. 27	6:05 p.m.	vs. Hershey Bears
Jan. 31	7:05 p.m.	vs. Toronto Marlies
Feb. 2	7:00 p.m.	at Hartford Wolf Pack
Feb. 3	7:05 p.m.	at Lehigh Valley Phantoms
Feb. 9	7:05 p.m.	at Lehigh Valley Phantoms
Feb. 14	11:00 a.m.	at Toronto Marlies
Feb. 16	7:05 p.m.	at Rochester Americans
Feb. 17	6:05 p.m.	vs. Laval Rocket
Feb. 21	7:05 p.m.	vs. Lehigh Valley Phantoms
Feb. 23	7:00 p.m.	at Hershey Bears
Feb. 24	6:05 p.m.	vs. Bridgeport Islanders
Mar. 1	7:05 p.m.	vs. Charlotte Checkers
Mar. 2	6:05 p.m.	vs. Charlotte Checkers
Mar. 8	7:05 p.m.	at Lehigh Valley Phantoms
Mar. 9	6:05 p.m.	vs. Lehigh Valley Phantoms
Mar. 13	7:05 p.m.	vs. Lehigh Valley Phantoms
Mar. 17	3:00 p.m.	at Cleveland Monsters
Mar. 18	7:00 p.m.	at Cleveland Monsters
Mar. 22	7:00 p.m.	at Syracuse Crunch
Mar. 23	6:05 p.m.	vs. Utica Comets
Mar. 24	3:05 p.m.	at Lehigh Valley Phantoms
Mar. 30	6:05 p.m.	vs. Lehigh Valley Phantoms
Apr. 5	7:05 p.m.	vs. Cleveland Monsters
Apr. 6	5:00 p.m.	at Bridgeport Islanders
Apr. 7	3:05 p.m.	vs. Lehigh Valley Phantoms
Apr. 12	7:05 p.m.	vs. Bridgeport Islanders
Apr. 13	6:05 p.m.	vs. Hershey Bears
Apr. 14	5:00 p.m.	at Hershey Bears
Apr. 19	7:00 p.m.	at Hartford Wolf Pack
Apr. 20	7:05 p.m.	at Lehigh Valley Phantoms

## GAMES BY DAY OF THE WEEK

	Home	Road	Total
Monday	0	1	1
Tuesday	0	0	0
Wednesday	10	3	13
Thursday	0	1	1
Friday	6	19	25
Saturday	17	9	26
Sunday	3	3	6

## GAMES BY MONTH

	Home	Road	Total
October	3	4	7
November	6	6	12
December	7	5	12
January	7	6	13
February	3	6	9
March	6	5	11
April	4	4	8

\*All dates and times are subject to change

# 2023-24 PROMOTIONAL SCHEDULE

Day	Date	Opponent	Promotion
Saturday	Oct. 21	vs. Springfield Thunderbirds	Magnetic Schedule Giveaway
Saturday	Oct. 28	vs. Hartford Wolf Pack	Halloween
Friday	Nov. 3	vs. Hershey Bears	Fan Friday – \$2 Drafts presented by PA Prostate Cancer Coalition
Saturday	Nov. 11	vs. Syracuse Crunch	Veterans Celebration – Team Photo Giveaway
Friday	Dec. 8	vs. Cleveland Monsters	Fan Friday – \$2 Drafts presented by PA Prostate Cancer Coalition
Saturday	Dec. 9	vs. Providence Bruins	Tobyhanna Teddy Bear Toss
Saturday	Dec. 16	vs. Rochester Americans	Christmas Celebration
Friday	Dec. 29	vs. Charlotte Checkers	Fan Friday – \$2 Drafts presented by PA Prostate Cancer Coalition
Sunday	Jan. 7	vs. Hartford Wolf Pack	Kids Free Sunday
Sunday	Jan. 21	vs. Springfield Thunderbirds	Kids Free Sunday – Tux’s Birthday Bash
Saturday	Jan. 27	vs. Hershey Bears	Crosscheck Cancer presented by Geisinger – All-Star Poster Giveaway
Saturday	Feb. 17	vs. Laval Rocket	Pittston Tomatoes presented by Visit Luzerne County
Saturday	Feb. 24	vs. Bridgeport Islanders	Military Appreciation Night presented by MetLife
Friday	Mar. 1	vs. Charlotte Checkers	Fan Friday – \$2 Drafts presented by Coors Light – Sidney Crosby Bobblehead Giveaway (first 1,000 fans)
Saturday	Mar. 2	vs. Charlotte Checkers	Hockey Is For Everyone
Saturday	Mar. 9	vs. Lehigh Valley Phantoms	St. Patrick’s Day Game
Saturday	Mar. 23	vs. Utica Comets	Star Wars Night
Saturday	Mar. 30	vs. Lehigh Valley Phantoms	Magaritaville Night – Penguins Koozie Giveaway
Friday	Apr. 5	vs. Cleveland Monsters	Fan Friday – \$2 Drafts presented by Coors Light – Evgeni Malkin Bobblehead Giveaway (first 1,000 fans)
Sunday	Apr. 7	vs. Lehigh Valley Phantoms	Kids Free Sunday
Friday	Apr. 12	vs. Bridgeport Islanders	Fan Friday – \$2 Drafts presented by Coors Light – Kris Letang Bobblehead Giveaway (first 1,000 fans)
Saturday	Apr. 13	vs. Hershey Bears	McDonald’s Fan Appreciation Night

## 2023-24 TELEVISION SCHEDULE

Date	Time	Opponent
Saturday	Oct. 21	vs. Springfield Thunderbirds
Saturday	Dec. 9	vs. Providence Bruins
Saturday	Jan. 27	vs. Hershey Bears
Saturday	Feb. 24	vs. Bridgeport Islanders
Saturday	Mar. 9	vs. Lehigh Valley Phantoms
Saturday	Apr. 13	vs. Hershey Bears

Throughout the Wilkes-Barre/Scranton Penguins’ 25<sup>th</sup> season, the team will carry six of their home games live on local television via **WQMY MyNetworkTV**. Select games will also be broadcast on tape delay on **Pittsburgh SportsNet**.

All six live broadcasts will start at 6:00 p.m., several minutes before puck drop. TV games include the Penguins’ 2023-24 home opener, Tobyhanna Teddy Bear Toss Night, St. Patrick’s Day Celebration and McDonald’s Fan Appreciation Night.


# JUSTIN ADDAMO

CENTERMAN

6'6" 250 lbs.

MAY 27, 1998

CLERMONT-FERRAND, FRA



- Played for France at the 2023 IIHF World Championship.
- Scored the 3<sup>rd</sup>-most goals for Wheeling during his first pro season, with 18 of his 21 goals coming during a 29-game stretch.
- Placed 2<sup>nd</sup> on R.P.I. with 14 goals in 2021-22 while being named to the ECAC All-Academic Team and Dean's Honor List.
- Represented France at the 2016 and 2017 IIHF Division-I A World Juniors, captaining his homeland's entry at the latter tournament.
- Hoisted the Robertson Cup as NAHL Champion with the Lone Star Brahmas in 2017.

## 2022-23 STATISTICS

W-B/Scranton Penguins (AHL)	14GP	5G	0A	5PTS	10PIM
Wheeling Nailers (ECHL)	42GP	21G	12A	33PTS	23PIM


# COREY ANDONOVSKI

RIGHT WING

6'1" 195 lbs.

MAR. 26, 1999

UXBRIDGE, ON



- Led Princeton in goals (10), assists (12), points (22), power-play goals (6) and shots (76) during his senior season, 2021-22.
- Awarded with Princeton's Hobey Baker Trophy as the Tigers' Most Outstanding Freshman (2018-19).
- Finalist for the 2017-18 BCHL Rookie of the Year, but lost to former St. Andrew's College teammate and Colorado Avalanche first-round pick (16<sup>th</sup> overall, 2019) Alex Newhook.

## 2022-23 STATISTICS

W-B/Scranton Penguins (AHL)	62GP	8G	11A	19PTS	66PIM
-----------------------------	------	----	-----	-------	-------

# RAIVIS ANSONS

LEFT WING

6'1" 190 lbs.

JAN. 29, 2002

RĪGA, LAT



- Both of his goals during his rookie season with the Penguins were shorthanded goals.
- Won the 2022 Memorial Cup with the Saint John Sea Dogs, notching 5 points (1G-4A) in four tournament games.
- Topped Saint John with 5 points (2G-3A) during the 2022 QMJHL Playoffs.
- Represented Latvia at the 2018, 2019 and 2021 IIHF Division-I A World Juniors.
- Made his pro debut in the Optibet Hokeja Līga (Latvia) for HS Rīga at 16-years-old.

## 2022-23 STATISTICS

W-B/Scranton Penguins (AHL) 44GP 2G 4A 6PTS 27PIM

# ISAAC BELLIVEAU

DEFENSEMAN

6'2" 179 lbs.

NOV. 26, 2002

FLEURIMONT, QC



- One of two QMJHL defensemen to pot double-digit goal-scoring in three of the last four seasons.
- Placed 2<sup>nd</sup> on the Gatineau Olympiques with 178 shots on goal in 2021-22.
- Topped Rimouski Océanic defensemen in goals (11), assists (42), and points (53) in 2019-20. His 53 points tied for 2<sup>nd</sup>-most among QMJHL defensemen and tied for 1<sup>st</sup> by rookies. He also led all D-men with 23 power-play assists and was named to the 2019-20 QMJHL All-Rookie Team.

## 2022-23 STATISTICS

Gatineau Olympiques (QMJHL) 55GP 11G 35A 46PTS 52PIM



# JOEL BLOMQVIST

GOALTENDER

6'2" 187 lbs.

JAN. 10, 2002

UUSIKKAARLEPPY, FIN



- Selected in the second round of the 2020 NHL Entry Draft by Pittsburgh with a pick acquired from Ottawa in exchange for goaltender Matt Murray.
- Topped all Liiga goalies with a 1.32 goals against average and .940 save percentage in 2021-22.
- Won the 2019 Legacy Bowl with Kärpät's U20 junior club as Jr. A SM-liiga champions. The following season, he was given the Jorma Valtonen Award as Jr. A SM-liiga Best Goaltender.

## 2022-23 STATISTICS

Kärpät Oulun (Liiga)	21GP	2.29GAA	.907sv%	6-5-8	1SO
W-B/Scranton Penguins (AHL)	1GP	4.00GAA	.852sv%	0-1-0	0SO


# WILL BUTCHER

DEFENSEMAN

5'10" 190 lbs.

JAN. 6, 1995

SUN PRAIRIE, WI



- Led Texas in assists (37) and paced the team's D-men in points (43) in 2022-23, his first AHL season.
- Named to the 2017-18 NHL All-Rookie Team after leading New Jersey Devils defensemen in assists (39) and points (44).
- Hoisted the NCAA National Championship and won the Hobey Baker Award in 2016-17 following a season in which he ranked 2<sup>nd</sup> in the nation among blueliners with 37 points.
- Topped University of Denver defensemen in goals, assists and points in both his junior and senior seasons (2015-16, 2016-17).
- Suited up for the U.S. twice at the World Junior Championship in 2014 and 2015.

## 2022-23 STATISTICS

Texas Stars (AHL)	65GP	6G	37A	43PTS	16PIM
-------------------	------	----	-----	-------	-------


# TAYLOR FEDUN "C"

DEFENSEMAN

6'1" 200 lbs.

JUNE 4, 1988

EDMONTON, AB



- Finished the 2016-17 season with the most assists (18) and points (23) among Rochester defensemen, despite playing in only 29 games.
- Scored back-to-back in both of his first two NHL games (Nov. 5 & Nov. 7, 2013).
- Selected as 2010-11 ECAC First Team All-Star after leading all conference D-men and ranking 2<sup>nd</sup> nationally among defenders with 7 power-play goals.
- Majored in Mechanical and Aerospace Engineering at Princeton University and was named to the ECAC All-Academic Team all four years with the Tigers.

## 2022-23 STATISTICS

W-B/Scranton Penguins (AHL) 58GP 3G 8A 11PTS 22PIM

# MATT FILIPE

LEFT WING

6'2" 196 lbs.

DEC. 31, 1997

LYNNFIELD, MA



- Recorded his first professional fighting major on Mar. 25, 2021 against now-Penguins teammate, Austin Rueschhoff.
- Topped Northeastern University freshmen with 9 goals in 2016-17.
- Played all four years of college hockey at Northeastern as a teammate of Penguins defenseman Ryan Shea.

## 2022-23 STATISTICS

Maine Mariners (ECHL) 3GP 1G 3A 4PTS 2PIM

# JORDAN FRASCA

LEFT WING

6'2" 184 lbs.

JULY 5, 2001

CALEDON, ON



- Junior career-best 42 goals placed 2<sup>nd</sup> on Kingston, while his 17 power-play goals ranked 2<sup>nd</sup> overall in the OHL in 2021-22.
- Posted back-to-back hat tricks on Dec. 11 and Dec. 12, 2021 against Niagara and Mississauga.
- He is the eldest of five hockey-playing siblings, followed by Jacob, Gabriel, Nick and Johnny.

## 2022-23 STATISTICS

W-B/Scranton Penguins (AHL)	8GP	0G	0A	0PTS	16PIM
Wheeling Nailers (ECHL)	36GP	7G	5A	12PTS	8PIM

# MARK FRIEDMAN

DEFENSEMAN

5'11" 185 lbs.

DEC. 25, 1995

TORONTO, ON



- Both of his first two career NHL goals and his first 3 points as a Pittsburgh Penguin came against his former team, the Philadelphia Flyers.
- Recorded collegiate career bests with 18 assists and 26 points to lead all Bowling Green defenders in 2016-17.
- Selected as 2016 First Team All-WCHA by racking up the most goals (6) and tying for the most points (23) by conference D-men.
- Named to the 2015 WCHA All-Rookie Team after tying for the most assists (17) and points (19) by freshmen defensemen in the conference and tying for the Falcons' overall team lead in assists.

## 2022-23 STATISTICS

Pittsburgh Penguins (NHL)	23GP	1G	2A	3PTS	15PIM
W-B/Scranton Penguins (AHL)	24GP	1G	5A	6PTS	19PIM

# TAYLOR GAUTHIER

GOALTENDER

6'2" 208 lbs.

FEB. 15, 2001

CALGARY, ON



- Topped the entire WHL with a .928 save percentage in 2021-22, while his 2.34 goals against average and 31 wins both ranked 4<sup>th</sup>.
- Established a Portland franchise-record shutout streak of 251:11 during February 2022, falling 14:02 shy of tying the WHL all-time record.
- Led WHL goaltenders with 2870 minutes played during the 2019-20 campaign.
- Owns three of the Top 5 spots for single-season save percentage in Prince George franchise history; 2020-21 (.915, 5<sup>th</sup>), 2019-20 (.917, 2<sup>nd</sup>) and 2021-22 (.923, 1<sup>st</sup>).

## 2022-23 STATISTICS

W-B/Scranton Penguins (AHL) 20GP 2.71GAA .907sv% 8-3-6 0SO  
Wheeling Nailers (ECHL) 16GP 3.09GAA .896sv% 8-7-1 1SO

# TY GLOVER

CENTERMAN

6'3" 200 lbs.

OCT. 1, 2000

LONDON, ON



- Led all Western Michigan freshmen with 5 goals, 11 points and 4 power-play goals in 2020-21.
- Named to the NCHC Academic All-Conference Team in both of his seasons with the Broncos.
- Born in Salford, England when his father, Jason Glover, was briefly playing for the Manchester Storm of the British Ice Hockey Superleague.

## 2022-23 STATISTICS

W-B/Scranton Penguins (AHL) 49GP 7G 5A 12PTS 15PIM

# JONATHAN GRUDEN

CENTERMAN

6'0" 190 lbs.

MAY 4, 2000

ROCHESTER HILLS, MI



- Acquired by Pittsburgh along with a 2020 second-round draft pick from Ottawa in exchange for Matt Murray on Oct. 7, 2020.
- Scored the 2<sup>nd</sup>-most goals on the London Knights (30) in 2019-20.
- Captured a silver medal with the United States at the 2018 IIHF U18 World Juniors.
- Father, John Gruden, is former NHL player and current head coach of the AHL's Toronto Marlies. As a pro, John Gruden played 93 NHL games as a defenseman for the Boston Bruins and Ottawa Senators. He was also an AHL All-Star in 2001-02 with the Grand Rapids Griffins.

## 2022-23 STATISTICS

Pittsburgh Penguins (NHL)	3GP	0G	0A	0PTS	0PIM
W-B/Scranton Penguins (AHL)	54GP	15G	16A	31PTS	54PIM


# DILLON HAMALIUK

LEFT WING

6'4" 200 lbs.

OCT. 30, 2000

LEDUC, AB



- Acquired by Pittsburgh in a three-team trade with San Jose and Montréal on Aug. 6, 2023 along with Erik Karlsson, Rem Pitlick and a 2026 third-round pick in exchange for Casey DeSmith, Mikael Granlund, Nathan Légaré, Jeff Petry, Jan Rutta, a 2024 first-round pick and 2025 second-round selection.
- Led the Kelowna Rockets (WHL) with 3 power-play goals during the pandemic-shortened 2020-21 season.
- Played on the Seattle Thunderbirds' WHL Championship-winning squad in 2016-17.

## 2022-23 STATISTICS

Wichita Thunder (ECHL)	6GP	4G	3A	7PTS	34PIM
------------------------	-----	----	----	------	-------


# JANSEN HARKINS

CENTERMAN

6'2" 197 lbs.

MAY 23, 1997

NORTH VANCOUVER, BC



- Claimed on waivers by Pittsburgh during training camp on Oct. 2, 2023.
- Led Manitoba with 25 goals despite appearing in only 44 AHL games during the 2022-23 season. Also led the Moose with 4 goals, 3 assists and 7 points during the 2023 Calder Cup Playoffs.
- Represented Manitoba at the 2020 AHL All-Star Classic.
- Paced the Prince George Cougars (WHL) in points during both the 2014-15 and 2016-17 seasons.
- Son of former NHLer Todd Harkins. Todd skated in 48 games for the Calgary Flames and Hartford Whalers and represented the U.S. twice at the IIHF World Championships over an 11-year pro career.

## 2022-23 STATISTICS

Winnipeg Jets (NHL)	22GP	3G	2A	5PTS	12PIM
Manitoba Moose (AHL)	44GP	25G	25A	50PTS	36PIM

# AVERY HAYES

RIGHT WING

5'10" 175 lbs.

OCT. 10, 2002

WESTLAND, MI



- Won back-to-back Ontario Hockey League Championships in 2022 and 2023 with the Hamilton Bulldogs and Peterborough Petes, respectively.
- Ranked 2<sup>nd</sup> on his team and 3<sup>rd</sup> overall with 20 assists and 34 points during the 2022 OHL Playoffs.
- Has two younger brothers, Gavin and Travis, currently playing in the OHL, and a third brother, Elijah, playing AAA hockey for Victory Honda in Plymouth, Michigan.

## 2022-23 STATISTICS

Hamilton Bulldogs (OHL)	33GP	27G	14A	41PTS	40PIM
Peterborough Petes (OHL)	32GP	16G	20A	36PTS	12PIM

# MAGNUS HELLBERG

GOALTENDER

6'6" 220 lbs.

APR. 4, 1991

UPPSALA, SWE



- Two-time KHL All-Star (2018, 2019) and represented Milwaukee at the 2015 AHL All-Star Classic.
- Tied for the KHL's 3<sup>rd</sup>-best save percentage (.940) and ranked 4<sup>th</sup> in goals against average (1.32) in 2018-19.
- Named to the Swedish Olympic hockey team in both the 2018 and 2022 Winter Olympic Games.
- Undefeated at the IIHF World Hockey Championship, representing Sweden in 2018 and 2022, winning gold at the former. Posted a combined 7-0-0 record, 1.54 goals against average, .935 save percentage and two shutouts during the tournaments.

## 2022-23 STATISTICS

Ottawa Senators (NHL)	1GP	2.00GAA	.935sv%	1-0-0	0SO
Detroit Red Wings (NHL)	17GP	3.29GAA	.885sv%	4-8-1	0SO
Grand Rapids Griffins (AHL)	4GP	2.50GAA	.932sv%	2-2-0	0SO


# VINNIE HINOSTROZA

RIGHT WING

5'10" 180 lbs.

APR. 3, 1994

BARTLETT, IL



- In his first season with the Arizona Coyotes (2018-19), he posted NHL career highs while placing 3<sup>rd</sup> on the team in goals (16) as well as 4<sup>th</sup> in assists (23) and points (39). He also led the team with 34 points at even strength.
- Named to the 2018 AHL All-Star Classic, but did not attend due to NHL recall.
- Topped the Rockford IceHogs with 33 assists and 51 points in 2015-16 as an AHL rookie.
- Led the University of Notre Dame with 33 assists and 44 points as a sophomore, his final collegiate season.

## 2022-23 STATISTICS

Buffalo Sabres (NHL)	26GP	2G	9A	11PTS	6PIM
Rochester Americans (AHL)	11GP	5G	4A	9PTS	6PIM


# SAM HOUDE

CENTERMAN

6'0" 172 lbs.

MAR. 8, 2000

BLAINVILLE, QC



- Led W-B/Scranton rookies with 12 goals and 20 points in 2022-23.
- Unleashed a 6-point game (3G-3A) for the Wheeling Nailers in a 7-2 win on Dec. 15, 2021 at Norfolk.
- Placed 2<sup>nd</sup> on Chicoutimi with 52 points in 2019-20.
- Went 4-for-5 (80.0%) on shootout attempts during the 2018-19 season, good for 2<sup>nd</sup> in the entire QMJHL (min. 3 attempts).
- Chicoutimi's representative for the inaugural Memorial eCup tournament in 2020.

## 2022-23 STATISTICS

W-B/Scranton Penguins (AHL) 65GP 12G 8A 20PTS 42PIM


# ANDREAS JOHNSON

LEFT WING

5'10" 190 lbs.

NOV. 21, 1994

GÄVLE, SWE



- Won the Calder Cup with Toronto in 2018 and was bestowed the Jack A. Butterfield Trophy as Calder Cup Playoffs MVP after leading all players in the postseason with 14 assists and 24 points.
- Ranked 2<sup>nd</sup> on the Marlies in goals (26) and points (54) during the 2017-18 season.
- Notched the 2<sup>nd</sup>-most goals for Toronto (20) during the 2016-17 regular season, then topped the team with 6 goals during the 2017 Calder Cup Playoffs.
- Captured both the SHL Championship and Champions League Championship with Frölunda in 2015-16.
- Named SHL Rookie of the Year after producing the most points by junior-aged player (24) in 2013-14.

## 2022-23 STATISTICS

New Jersey Devils (NHL)	2GP	0G	0A	0PTS	0PIM
Utica Comets (AHL)	36GP	9G	21A	30PTS	42PIM
San Jose Sharks (NHL)	11GP	0G	3A	3PTS	6PIM



# MARC JOHNSTONE

RIGHT WING

6'0" 181 lbs.

JUNE 19, 1996

CRANFORD, NJ



- Placed 1<sup>st</sup> in assists for Sacred Heart University in 2018-19 and 2020-21.
- Named to the Atlantic Hockey Association All-Rookie Team after leading all freshmen in the conference with 13 goals and 30 points in 2017-18.
- Won the Clark Cup in 2016-17, captaining the Chicago Steel to the USHL Championship. He led the USHL Playoffs with 12 assists and ranked 2<sup>nd</sup> in points (15).
- Played alongside Penguins teammate Radim Zohorna with the Toronto Marlies in 2022-23.

## 2022-23 STATISTICS

Toronto Marlies (AHL) 69GP 9G 13A 22PTS 39PIM


# JAGGER JOSHUA

LEFT WING

6'3" 210 lbs.

MAR. 29, 1999

DEARBORN, MI



- Led Michigan State with 13 goals, 7 power-play goals and 92 penalty minutes, while placing 4<sup>th</sup> on the team with 24 points in 2022-23.
- His 7 power-play markers in 2022-23 ranked 2<sup>nd</sup> in the Big Ten and were the most by a Spartan since 2018-19.
- Older brother, Dakota Joshua, plays in the NHL for the Vancouver Canucks.

## 2022-23 STATISTICS

Michigan State (NCAA) 37GP 13G 11A 24PTS 92PIM  
W-B/Scranton Penguins (AHL) 7GP 0G 0A 0PTS 15PIM


# JOONA KOPPANEN

LEFT WING

6'5" 210 lbs.

FEB. 25, 1998

TAMPERE, FIN



- Given the Saku Koivu Award as the Nuorten SM-liiga's Best Forward in 2016-17.
- Won the Nuorten SM-liiga championship with Ilves' junior club in 2016.
- Helped Finland capture gold at the 2016 U18 World Juniors.
- Played with now-Penguins teammate Matt Filipe as members of the Providence Bruins for two seasons, 2020-21 and 2021-22.

## 2022-23 STATISTICS

Boston Bruins (NHL)	5GP	0G	1A	1PTS	4PIM
Providence Bruins (AHL)	64GP	12G	23A	30PTS	8PIM

# JUSTIN LEE

DEFENSEMAN

6'0" 195 lbs.

MAR. 14, 2000

WASKADA, MB



- Captained the Pioneers in his senior season while leading the team with a +30 rating. He was named 2022-23 NCHC Defensive Defenseman of the Year, becoming the first Denver player to win the honor.
- Captured the 2022 NCAA National Championship with the University of Denver.
- Won Denver's Keith Magnuson Best Defensive Player Award in 2021-22 and 2022-23.

## 2022-23 STATISTICS

University of Denver (NCAA)	40GP	6G	7A	13PTS	59PIM
W-B/Scranton Penguins (AHL)	8GP	0G	0A	0PTS	2PIM


# JOHN LUDVIG

DEFENSEMAN

6'1" 201 lbs.

AUG. 2, 2000

LIBEREC, CZE



- Claimed on waivers by Pittsburgh during training camp on Oct. 9, 2023.
- Placed 2<sup>nd</sup> on Charlotte with a +18 rating and 3<sup>rd</sup> with 72 penalty minutes in 2022-23.
- Topped Syracuse's rook defenseman with 2 goals in 2020-21.
- Named to the WHL West First All-Star Team in his final season of junior hockey, 2019-20, while skating as captain of the Portland Winterhawks. That season, he led the team's defensemen in goals (17), assists (45) and points (62).
- Father, Jan Ludvig, played seven NHL seasons for the New Jersey Devils and Buffalo Sabres.

## 2022-23 STATISTICS

Charlotte Checkers (AHL)      54GP   3G   14A   17PTS   72PIM

# THIMO NICKL

DEFENSEMAN

6'2" 176 lbs.

DEC. 4, 2001

KLAGENFURT, AUT



- First Austrian in Wilkes-Barre/Scranton franchise history.
- Had his player signing rights traded by Anaheim to Pittsburgh in exchange for the rights to Judd Caulfield on Mar. 31, 2023.
- Represented Austria three times at the Division I World Juniors in 2018, 2019 and 2020, helping earn his homeland promotion to the top division in the latter year.

## 2022-23 STATISTICS

AIK (Allsvenskan)      47GP   0G   8A   8PTS   69PIM

# ALEX NYLANDER

RIGHT WING

6'1" 192 lbs.

MAR. 2, 1998

STOCKHOLM, SWE



- Topped the Penguins with 25 goals in 2022-23.
- Scored the overtime, series-winning goal for Wilkes-Barre/Scranton against Hershey in the 2022 Calder Cup Playoffs.
- Acquired in a trade by Pittsburgh from Chicago on Jan. 5, 2021 in exchange for Sam Lafferty.
- Turned pro with Rochester in 2016-17, making him the youngest player in the AHL at the time (18 years, 7 months, 12 days).
- Led Rochester rookies in goals (10), assists (18), points (28), power-play goals (3), power-play assists (10) and power-play points (13) in 2016-17.
- Father is Michael Nylander, who played 15 NHL seasons. Brother is William Nylander, who plays for the Toronto Maple Leafs.

## 2022-23 STATISTICS

Pittsburgh Penguins (NHL)	9GP	1G	1A	2PTS	6PIM
W-B/Scranton Penguins (AHL)	55GP	25G	25A	50PTS	8PIM


# XAVIER OUELLET

DEFENSEMAN

6'0" 200 lbs.

JULY 29, 1993

TERREBONNE, Qc



- Spent four seasons as captain of the Laval Rocket.
- Led all Laval defensemen in points at the end of the 2018-19, 2019-20 and 2021-22 seasons.
- Named to the AHL All-Star Classic twice, earning the nod in both 2015 and 2016.
- Named to the QMJHL First All-Star Team in both the 2011-12 and 2012-13 seasons.
- Still owns Montréal Juniors/Blainville-Boisbriand Armada franchise records for career points by a defenseman (160) and single-season points by a blueliner (60, 2011-12).

## 2022-23 STATISTICS

W-B/Scranton Penguins (AHL)	29GP	2G	15A	17PTS	21PIM
-----------------------------	------	----	-----	-------	-------

# REM PITLICK

CENTERMAN

5'11" 202 lbs.

APR. 2, 1997

PLYMOUTH, MN



- Acquired by Pittsburgh in a three-team trade with San Jose and Montréal on Aug. 6, 2023 along with Erik Karlsson, Dillon Hamaliuk and a 2026 third-round pick in exchange for Casey DeSmith, Mikael Granlund, Nathan Légaré, Jeff Petry, Jan Rutta, a 2024 first-round pick and 2025 second-round selection.
- Produced 12 points (2G-10A) during a career-best 5-game point streak in the winter of 2022-23.
- Topped Milwaukee Admirals rookies with 20 goals in 2019-20, which also ranked 5<sup>th</sup> among league rookies.
- Father, Lance Pitlick, played eight NHL seasons for the Ottawa Senators and Florida Panthers. Lance also an AHL All-Star for the P.E.I. Senators in 1995 and played four seasons for the Hershey Bears.

## 2022-23 STATISTICS

Montréal Canadiens (NHL)	46GP	6G	9A	15PTS	22PIM
Laval Rocket (AHL)	18GP	5G	17A	22PTS	20PIM


# SAM POULIN

LEFT WING

6'2" 213 lbs.

FEB. 25, 2001

BLAINVILLE, QC



- Topped Penguins rookies with 16 goals, 21 assists and 37 points in 2021-22.
- Scored the 2<sup>nd</sup>-most goals in the 2021 QMJHL Playoffs (11), trailing only Val-d'Or and Penguins teammate Nathan Légaré (14).
- Set Sherbrooke's franchise record for assists and points in a single game when he tallied eight points (2G-6A) on Oct. 20, 2019.
- Led Sherbrooke with 29 goals, 47 assists and 76 points in 2018-19.
- Father, Patrick Poulin, was a first-round pick (9<sup>th</sup> overall) by the Hartford Whalers in 1991. Patrick appeared in 634 career NHL games with Hartford, Chicago Blackhawks, Tampa Bay Lightning and Montréal Canadiens from 1991-2002.

## 2022-23 STATISTICS

Pittsburgh Penguins (NHL)	3GP	0G	1A	1PTS	2PIM
W-B/Scranton Penguins (AHL)	15GP	4G	0A	4PTS	6PIM

# VALTTERI PUUSTINEN

RIGHT WING

5'9" 183 lbs.

JUNE 4, 1999

KUOPIO, FIN



- Led Wilkes-Barre/Scranton in goals (20) and points (42) during the 2021-22 season, his first in North America.
- Topped the Penguins in points again (59) in 2022-23.
- Tied for HPK's team lead in goals in 2019-20 (17) and then topped the club outright with 21 tallies in 2020-21.
- Led all U21 players in the Liiga with 17 goals during the 2019-20 season.
- Captured gold with Finland at the 2019 World Junior Championship.
- Seized silver with Finland at the 2021 IIHF World Championships.

## 2022-23 STATISTICS

W-B/Scranton Penguins (AHL) 72GP 24G 35A 59PTS 22PIM

# AUSTIN RUECHHOFF

CENTERMAN

6'7" 230 lbs.

SEPT. 7, 1997

WENTZVILLE, MO



- Buried 6 goals during a career-best 4-game point streak from Jan. 12 – 19, 2022.
- Paced Hartford rookies with 14 goals in 2021-22.
- Ranked tied for the second-most goals (12) at Western Michigan University during his senior season, 2019-20.

## 2022-23 STATISTICS

Hartford Wolf Pack (AHL) 31GP 2G 9A 11PTS 16PIM  
Milwaukee Admirals (AHL) 21GP 4G 5A 9PTS 14PIM


# DMITRI SAMORUKOV

DEFENSEMAN

6'3" 188 lbs.

JUNE 16, 1999

VOLGOGRAD, RUS



- Won the 2019 OHL Championship while leading all OHL defenders in the playoffs with 10 goals and 28 points. He also paced Guelph Storm blueliners during the regular season with 10 goals, 35 assists and 45 points.
- Represented his homeland at the 2018 and 2019 World Junior Championship, capturing bronze in the latter entry.
- His father, Andrei Samorukov, was a professional soccer goalie in Russia and is currently a goalkeeping coach for a U20 squad in Moscow.

## 2022-23 STATISTICS

St. Louis Blues (NHL)	2GP	0G	0A	0PTS	2PIM
Springfield Thunderbirds (AHL)	69GP	4G	16A	20PTS	28PIM


# RYAN SHEA

DEFENSEMAN

6'1" 177 lbs.

FEB. 11, 1997

MILTON, MA



- Led the entire AHL with a +37 rating during the 2022-23 season.
- Played for the United States at the 2021 IIHF World Championship, helping the team seize bronze.
- Led Northeastern University with 26 assists and placed tied for 2<sup>nd</sup> on the team with 31 points in 2019-20.
- Played all four years of college hockey at Northeastern as a teammate of Penguins forward Matt Filipe.

## 2022-23 STATISTICS

Texas Stars (AHL)	70GP	7G	21A	28PTS	36PIM
-------------------	------	----	-----	-------	-------

# TY SMITH

DEFENSEMAN

5'11" 180 lbs.

MAR. 24, 2000

LLOYDMINSTER, AB



- Topped all rookie defensemen in the NHL with 21 assists and 23 points en route to being named to the 2020-21 NHL All-Rookie Team.
- Scored in his NHL debut on Jan. 14, 2021 against Tuukka Rask. Proceeded to start his NHL career on a 5-game point streak (1G-5A).
- Named 2018-19 CHL Defenseman of the Year after tying for the most assists among all CHL blueliners with 62.
- Won WHL Top Defenseman twice (2018-19; 2019-20) and WHL Scholastic Player of the Year once (2017-18).
- Captured gold for Team Canada at the 2020 World Juniors.

## 2022-23 STATISTICS

Pittsburgh Penguins (NHL)	9GP	1G	3A	4PTS	4PIM
W-B/Scranton Penguins (AHL)	39GP	7G	17A	24PTS	20PIM

# GARRET SPARKS

GOALTENDER

6'3" 205 lbs.

JUNE 28, 1993

ELMHURST, IL



- Starting the season one victory shy of 100 career AHL wins.
- Owns Marlies franchise records for career wins (80) and shutouts (15), as well as single-season records for goals against average, save percentage, wins and shutouts all set during the 2017-18 campaign.
- Won the AHL's Aldege 'Baz' Bastien Memorial Award and Harry 'Hap' Holmes Memorial Award in 2017-18 after leading the league in save percentage (.936) and goals against average (1.79), tying for the most wins (31) and earning the 2<sup>nd</sup>-most shutouts (6).
- Captured the 2018 Calder Cup with the Toronto Marlies, going 14-5-0 and posting two shutouts.
- Became the only goalie in Maple Leafs franchise history to post a shutout in his NHL debut when he turned away 24 shots on Nov. 30, 2015 vs. Edmonton.

## 2022-23 STATISTICS

Springfield Thunderbirds (AHL)	3GP	2.38GAA	.924sv%	1-2-0	1S0
Orlando Solar Bears (ECHL)	14GP	3.45GAA	.887sv%	7-4-3	1S0




# JACK ST. IVANY

DEFENSEMAN

6'3" 195 lbs.

JULY 22, 1999

MANHATTAN BEACH, CA



- Helped Boston College win Hockey East in his first year with the program (2020-21).
- Led Yale blueliners in goals (6) during his freshman season and topped the team's defensemen in points in both of his seasons as a Bulldog (2018-19; 2019-20).
- Represented the United States in its silver medal-winning entry at the 2019 World Juniors.

## 2022-23 STATISTICS

W-B/Scranton Penguins (AHL) 63GP 0G 8A 8PTS 33PIM

# LUKAS SVEJKOVSKY

RIGHT WING

5'9" 170 lbs.

NOV. 28, 2001

POINT ROBERTS, WA



- Placed 3<sup>rd</sup> in the 2022 WHL Playoffs with 28 points and tied for 1<sup>st</sup> with 17 assists. He also rattled off an 11-game point streak (5G-12A) with Seattle during that postseason run.
- Led Medicine Hat with 13 goals and 30 points at season's end despite being traded 24 games into the 2021-22 campaign.
- Won a BCHL Championship with the Wenatchee Wild in 2018.
- Father, Jaroslav, was drafted 17<sup>th</sup> overall by the Washington Capitals in 1996. He played 113 NHL games for Washington and the Tampa Bay Lightning in addition to winning the Red Garrett Memorial Award as AHL Rookie of the Year in 1996-97. Jaroslav is currently the skills coach for the Abbotsford Canucks.

## 2022-23 STATISTICS

W-B/Scranton Penguins (AHL) 47GP 3G 12A 15PTS 8PIM


# EVAN VIERLING

CENTERMAN

6'0" 176 lbs.

JUNE 20, 2002

AURORA, ON



- Led Barrie with 60 assists and 95 points while skating in all 60 games during the 2022-23 season. Also topped the team in power-play goals (10), power-play assists (22) and power-play points (32).
- Won the William Hanley Award as the OHL's most sportsmanlike player as well as CHL Sportsman of the Year in 2022-23.
- Racked up a Colts' team-leading 34 points (12G-22A) in the 28 games after he was acquired via trade from Flint on Jan. 8, 2020.

## 2022-23 STATISTICS

Barrie Colts (OHL)	60GP	35G	60A	95PTS	12PIM
--------------------	------	-----	-----	-------	-------

# COLIN WHITE

CENTERMAN

6'1" 190 lbs.

JAN. 30, 1997

HANOVER, MA



- Led Ottawa rookies in assists (27) and time on ice (16:12) in 2017-18, while ranking 2<sup>nd</sup> among team rookies in points (41).
- Captured bronze while representing the United States at the 2018 IIHF World Championship.
- 2015-16 Hockey East Rookie of the Year after placing 2<sup>nd</sup> on Boston College with 43 points.
- Won Gold for the U.S. at the 2015 U18 World Juniors and 2017 World Junior Championship.
- Father, Mark White, is in the Georgia Tech Sports Hall of Fame for his collegiate careers as both a football and track & field athlete. Mother, Christine, played tennis at Florida State University

## 2022-23 STATISTICS

Florida Panthers (NHL)	68GP	8G	7A	15PTS	12PIM
------------------------	------	----	----	-------	-------


# RADIM ZOHORNA

CENTERMAN

6'7" 225 lbs.

APR. 29, 1996

HAVLÍČKŮV BROD, CZE



- Scored his first NHL goal on his very first shot during his NHL debut on Mar. 25, 2021 vs. Buffalo. It later stood as the game-winning goal for Pittsburgh.
- Captured the Czech Extraliga Championship twice with HC Kometa Brno in 2017 and 2018.
- Scored 25 seconds into Kometa Brno's championship-clinching game on Apr. 22, 2018.
- Has two older brothers, Tomáš and Hynek, who are also two-time Extraliga champions, both represented Czechia at the 2022 Winter Olympic Games.

## 2022-23 STATISTICS

Calgary Flames (NHL)	8GP	0G	0A	0PTS	0PIM
Calgary Wranglers (AHL)	40GP	10G	19A	29PTS	23PIM
Toronto Maple Leafs (NHL)	2GP	1G	0A	1PTS	0PIM
Toronto Marlies (AHL)	11GP	2G	3A	5PTS	20PIM

## PRONUNCIATION GUIDE

Player	Pronunciation	
Justin Addamo	ah-DAH-moh	
Corey Andonovski	AHN-doh-nawv-skee	🔊
Raivis Ansons	RIE-vihs AHN-sawns	🔊
Isaac Belliveau	behl-ee-VOH	🔊
Joel Blomqvist	YOH-ehl BLOHM-kwihst	🔊
Taylor Fedun	feh-DOON	🔊
Matt Filipe	fihl-EEP	🔊
Jordan Frasca	FRAH-skuh	🔊
Mark Friedman	FREED-mihn	🔊
Taylor Gauthier	GOH-tee-ay	🔊
Dillon Hamaliuk	HAM-uh-look	
Magnus Hellberg	HEHL-buhrg	🔊
Vinnie Hinostroza	hih-noh-STROH-zah	🔊
Sam Houde	HOOD	🔊

CLICK ON THE 🔊 ICON TO HEAR

Andreas Johnsson	awn-DRAY-uhs YAWN-suhn	
Joona Koppanen	YOH-nuh KOH-puh-neh	🔊
John Ludvig	LUHD-vihg	
Thimo Nickl	TEE-moh NIHK-uhl	
Alex Nylander	NEE-lahn-duhr	🔊
Xavier Ouellet	ex-AY-v'yur wah-LEHT	🔊
Sam Poulin	POO-lahn	🔊
Valtteri Puustinen	VAWLT-ay-ree POO-stee-neh	🔊
Austin Rueschhoff	ROOSH-awf	🔊
Dmitri Samorukov	sah-muh-ROO-kawv	🔊
Ryan Shea	SHAY	
Jack St. Ivany	SAYNT IE-vuh-nee	🔊
Lukas Svejkovsky	svay-KAWV-skee	🔊
Evan Vierling	VEER-leeng	
Radim Zohorna	zoh-HORN-uh	🔊

## HEAD COACH

# J.D. FORREST

## AUBURN, NEW YORK

*J.D. Forrest is entering his fourth season as head coach of the Wilkes-Barre/Scranton Penguins after sheparding the team back to the Calder Cup Playoffs in 2021-22. It will also serve as his seventh season with the club as the 41-year-old Forrest spent four*

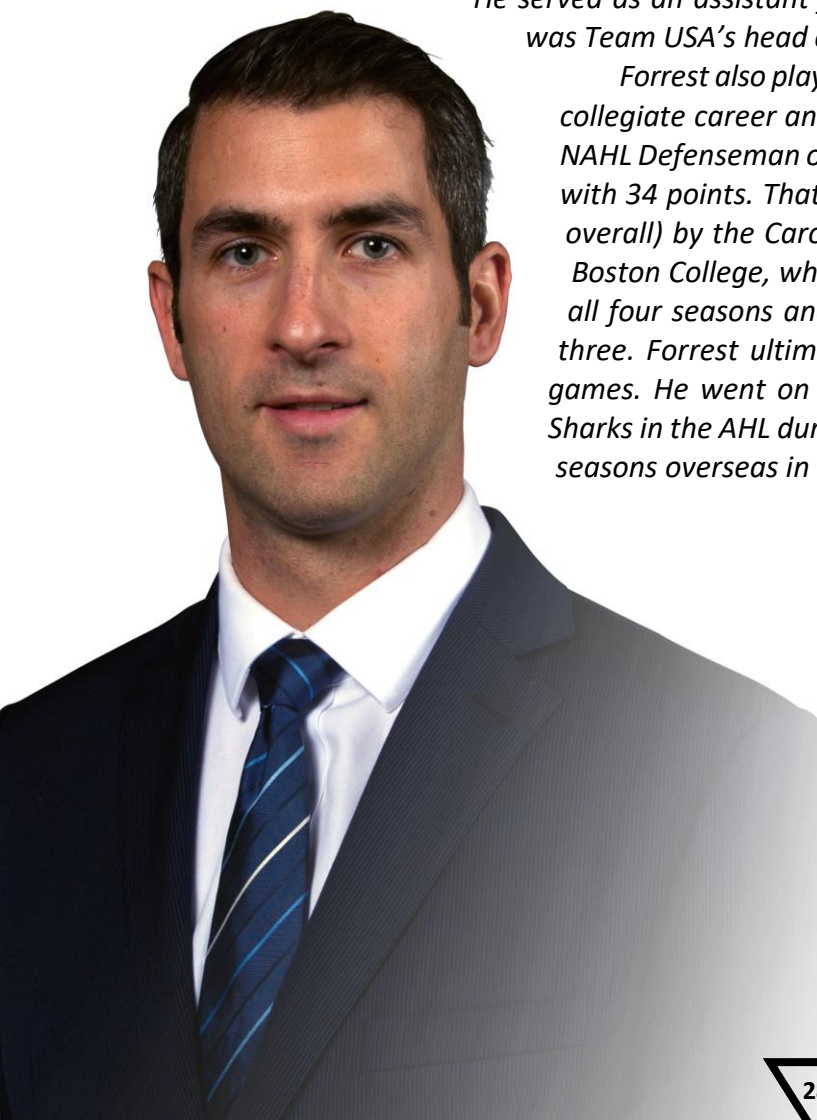
*seasons with Wilkes-Barre/Scranton as an assistant coach. Hired by the Penguins organization on Aug. 2, 2016, he officially earned promotion to the head coaching position on Sept. 11, 2020.*

*In his four seasons as an assistant in Northeastern Pennsylvania, Forrest was responsible for mentoring the Penguins' defense and coaching the team's penalty kill. Forrest's P.K. unit led the league in his first season (2016-17) and had a top 10 success rate overall during the course of those four years (82.8%).*

*Prior to joining Wilkes-Barre/Scranton, Forrest spent the 2015-16 season coaching Red Bull Salzburg's farm team in Austria. His team went 32-22 in the international Red Bull Hockey Series and was unbeaten (4-0) in its season-ending tournament. Before coaching Salzburg's junior team, he served as an assistant coach for the U.S. National Team Development Program in 2014-15. While with the USNTDP, Forrest had the opportunity to mentor future top NHL draft picks Matthew Tkachuk, Clayton Keller, Luke Kunin and Auston Matthews. He won a gold medal with the team at the IIHF U18 World Junior Championship and has continued to maintain a coaching relationship with USA Hockey.*

*He served as an assistant for the U.S. at the 2017 Hlinka-Gretzky Cup, then was Team USA's head coach at the 2021 edition of the tournament.*

*Forrest also played for the USNTDP before embarking on a successful collegiate career and nine years as a pro. In 2000, Forrest was named NAHL Defenseman of the Year thanks to leading the USNTDP-U18 team with 34 points. That summer, he was drafted in the sixth round (181<sup>st</sup> overall) by the Carolina Hurricanes. He went on to play four years at Boston College, where he led the team's D-men in goals at the end of all four seasons and topped Eagles blueliners in points at the end of three. Forrest ultimately accrued 97 points (24G-73A) in 144 NCAA games. He went on to play for the Albany River Rats and Worcester Sharks in the AHL during the 2007-08 campaign. Forrest also logged pro seasons overseas in Finland, Sweden, Switzerland and Germany.*



### COACHING RECORD

Year	Role	Team	League	GP	W	L	OTL	SOL	Pct.
2014-15	Asst.	USNTDP	USHL	60	25	32	1	2	.442
2015-16	Head	RB Jr.	AUS	54	32	22	-	-	.593
2016-17	Asst.	WBS	AHL	76	51	20	3	2	.704
2017-18	Asst.	WBS	AHL	76	45	22	6	3	.651
2018-19	Asst.	WBS	AHL	76	36	30	7	3	.539
2019-20	Asst.	WBS	AHL	63	29	26	3	5	.524
2020-21	Head	WBS	AHL	32	13	13	4	2	.500
2021-22	Head	WBS	AHL	76	35	33	4	4	.513
2022-23	Head	WBS	AHL	72	26	32	8	6	.458
<b>TOTAL</b>				<b>585</b>	<b>292</b>	<b>230</b>	<b>36</b>	<b>27</b>	<b>.553</b>

ASSISTANT COACH

NORTHVILLE, MICHIGAN

# KEVIN PORTER

*Porter, 37, is entering his fourth season among the Penguins coaching ranks after hanging up the skates on a 12-year career as a pro, including two decorated seasons in the Penguins organization.*

*A fourth-round draft pick (119th overall) by the Phoenix Coyotes in 2004, he first made a name for himself as a dominant player at the University of Michigan. In four years with the Wolverines, Porter notched 183 points (85G-98A) across 162 games, and he won the Hobey Baker Award as the best player in men's college hockey at the end of his senior season, 2007-08. Porter went on to play in 582 AHL games and an additional 249 NHL contests. Porter earned 58 points (29G-29A) in his NHL career and had his name engraved on the Stanley Cup as a part of Pittsburgh's 2016 championship season. He produced 354 points (129G-225A) in the AHL and played in the 2013 AHL All-Star Classic.*

ASSISTANT COACH

LANIGAN, SASKATCHEWAN

# SHELDON BROOKBANK

*Brookbank, 43, returns to the bench for his second season as an assistant coach with the Penguins. He brings five years of prior coaching experience to Wilkes-Barre/Scranton, including parts of four campaigns as an assistant for the Chicago Blackhawks.*

*The Saskatchewan-born blueliner had a 16-year pro playing career, during which he racked up 853 professional games. 351 of those games were spent in the NHL, where suited up for Chicago, the Nashville Predators, New Jersey Devils and Anaheim Ducks. Brookbank hoisted the Stanley Cup with Chicago in 2013. He also appeared in 367 AHL games with the Grand Rapids Griffins, Milwaukee Admirals, Cincinnati Mighty Ducks, Lowell Devils and Cleveland Monsters. He won the Eddie Shore Award as the AHL's best defenseman in 2006-07 with Milwaukee, when he led all league D-men with 38 assists and 53 points.*

VIDEO COACH

BOLTON, ONTARIO

# NICK BIAMONTE

*Biamonte returns to Wilkes-Barre/Scranton for his second season with the organization as video coach after logging three seasons in the same role for the Guelph Storm of the Ontario Hockey League. His responsibilities include pre-scouting opponent strategies to present in team meetings, compile game clips that can be used by the coaching staff, and monitoring in-game action for coaching adjustments or potential challenges.*

*In addition to serving as Guelph's video coach, Biamonte also played a key role on the Storm's analytics staff. He provided additional analytics support for the Niagara University men's Division-I hockey team during the 2021-22 season.*

**GENERAL MANAGER**

**PITTSBURGH, PENNSYLVANIA**

# ERIK HEASLEY

*Heasley is set to begin his second season as General Manager of the Wilkes-Barre/Scranton Penguins after spending three seasons as the team's Assistant GM. The 38-year-old served as an assistant under previous Wilkes-Barre/Scranton GMs Mike Vellucci and Patrik Allvin. Heasley also serves as GM of the Penguins' ECHL affiliate, the Wheeling Nailers.*

*A graduate of the University of Pittsburgh, Heasley started with the organization as a marketing intern with the Pittsburgh Penguins in 2003. His work ethic impressed the team's front office, and he was eventually hired as a full-time employee in 2008. Originally hired as communications coordinator, he held that role for two years until he was promoted to hockey operations assistant. He became manager of hockey operations in 2018 and took on his additional duties with WBS and Wheeling in 2020.*

**DIRECTOR OF PLAYER DEVELOPMENT MISSISSAUGA, ONTARIO**

# TOM KOSTOPOULOS

*After a 19-year career and becoming one of the most prolific players in Wilkes-Barre/Scranton history, Kostopoulos shifted his focus from being a locker room leader to being a mentor who helps usher talent to the next level. This is his first season as Director of Player Development after four years as Player Development Coach. The 44-year-old oversees all Pittsburgh Penguins prospects and development coaches.*

*During his pro career, Kostopoulos played in 630 NHL games and earning 157 points (61G-96A) in seasons with Pittsburgh, the Los Angeles Kings, Montréal Canadiens, Carolina Hurricanes, Calgary Flames and New Jersey Devils. He also skated in 722 AHL games, amassing 540 points (211G-329A). Kostopoulos is one of four players in hockey history who has appeared in 600 games at both the NHL and AHL levels. Furthermore, he is Wilkes-Barre/Scranton's franchise leader in games played, goals, assists and points.*

**GOALIE DEVELOPMENT COACH**

**KITCHENER, ONTARIO**

# KAIN TISI

*On Sept. 10, 2021, the Pittsburgh Penguins announced that Kain Tisi was filling the vacancy left by the promotion of Wilkes-Barre/Scranton Penguins legend Andy Chiodo. Tisi, 38, quickly endeared himself to the organization, and is back for his third season of working with Penguins goalie prospects at all levels, as well as scouting draft-eligible goalies and college free agents.*

*Tisi joined the Penguins having spent seven seasons as the goalie coach of the Ontario Hockey League's Kitchener Rangers. Prior to becoming a coach, Tisi and manned the crease for St. Lawrence University in Canton, New York for four seasons.*

**ATHLETIC TRAINER**

**PERKASIE, PENNSYLVANIA**

# SEAMUS MCKELVEY

*McKelvey, 33, enters his sixth season as Head Athletic Trainer with the Penguins. He earned his undergraduate and master's degree at East Stroudsburg University in 2012 and 2014, respectively. While attending East Stroudsburg, McKelvey worked on the Wilkes-Barre/Scranton training staff as a graduate assistant during the 2012-13 season. During his grad assistant year, he worked under the guidance of former Penguins athletic trainer Kyle Moore.*

*He then went on to become the head athletic trainer for the Penguins' ECHL affiliate, the Wheeling Nailers from 2014-16. His first season in the AHL came in 2016-17, as he logged one year as the assistant Athletic Trainer for one of the Penguins' frequent playoff rivals, the Providence Bruins.*

**STRENGTH & CONDITIONING COACH MOUNTAIN TOP, PENNSYLVANIA**

# CONNOR KEENAN

*Keenan begins his first season as the Penguins' Strength and Conditioning Coach after all three of his predecessors earned promotion to the NHL. The NEPA native returns home after serving as the Strength and Conditioning Coach for the U.S. Army at Joint Base Lewis-McChord in Tacoma, Washington.*

*Keenan, 25, earned his bachelor's degree in exercise science from the University of Pittsburgh in 2020. He continued his education at Youngstown State University, where he procured a master's degree in healthcare administration in 2022.*

**CHIEF EXECUTIVE OFFICER**

**BOSTON, MASSACHUSETTS**

# JEFF BARRETT

*Barrett has more than 30 years of experience in the areas of team and facility management and has been overseeing the operation of Wilkes-Barre/Scranton since before the team's official inception in 1998. His leadership helped build the Penguins from the ground up, and he has guided them to becoming one of the AHL's model franchises. Barrett received the 2003 James C. Hendry Award, given annually to the league's Executive of the Year.*

*Prior to moving to Wilkes-Barre, Barrett served as vice president of ticket sales for the Pittsburgh Penguins and was the director of operations for the Detroit Tigers' Tiger Stadium. He received his bachelor's degree in psychology from Providence College in 1984 and a master's in sports management from UMass-Amherst in 1987.*

## **OTHER STAFF:**

**GREG PETORAK.....Executive Vice President of Special Projects**  
**BRIAN COE.....Senior Vice President of Operations**  
**JON STEPHENSON.....Vice President of Business Development**  
**ROB BELZA.....Vice President of Corporate Sponsorships**  
**CHRIS SIPSKY.....Corporate Sponsorship Account Executive**  
**AMANDA CROMER.....Sponsorship Services Manager**  
**BILL DOTZEL.....Vice President of Finance**  
**JASON JARECKI.....Director of Team Services & Toyota SportsPlex General Manager**  
**ELIZABETH HUDSON.....Team Services Coordinator**  
**JASON VOGEL.....Creative Director**  
**NICK HART.....Broadcaster & Media Relations Director**  
**KYLE HAMMER.....Game Night Director**  
**ALLIE DEBE.....Digital and Social Media Coordinator**  
**MOLLIE BOYD.....Business Development Manager**  
**DAVE EISENBERGER.....Senior Director of Premium & Season Ticket Sales**  
**DAVE CASEY.....Director of Season Ticket Sales & Fan Services**  
**MICHAEL CURRAN.....Membership Sales & Services**  
**JAROD DELOZIER.....Membership Sales**  
**MITCH LAWLOR.....Membership Sales**  
**TY RASMUSSEN.....Membership Sales**  
**COLBY GAUGLER.....Group Sales Accounts**  
**AUSTIN ZAWICKI.....Group Sales Accounts**  
**JORDAN PHILLIPS.....Staff Accountant**  
**CHRISSEY PAEZ.....Merchandising Manager**  
**JARED MYCYK.....Head Equipment Manager**  
**BRIAN ALLEN.....Assistant Equipment Manager**  
**JACK WALSH.....Assistant Equipment Manager**  
**HENRY AUGENSTEIN.....Equipment Truck Driver & Equipment Assistant**  
**ZANDER KOSMALA.....Assistant Athletic Trainer**  
**AMY FREDERICK.....Administrative Services Director, Skating Director**  
**MATT DAUBE.....Toyota SportsPlex Programming Manager**  
**GREG PERHALLA.....Toyota SportsPlex Operations Manager**  
**STEPHEN SCHAPPERT.....Executive Chef**  
**PATRICK NEU.....Sous-Chef**  
**NICK BONK.....TUX**



# **HISTORICAL RECORDS**

# OPENERS

## HOME (12-9-3-0)

Nov. 13, 1999	vs. Kentucky	4-2	W
<b>Oct. 5, 2000</b>	<b>vs. Philadelphia</b>	<b>1-2</b>	<b>L</b>
<b>Oct. 4, 2001</b>	<b>vs. St. John's</b>	<b>6-4</b>	<b>L</b>
Oct. 10, 2002	vs. St. John's	5-3	W
<b>Oct. 8, 2003</b>	<b>vs. Norfolk</b>	<b>3-6</b>	<b>L</b>
Oct. 13, 2004	vs. Manitoba	3-6	L
<b>Oct. 5, 2005</b>	<b>vs. Bridgeport</b>	<b>8-1</b>	<b>W</b>
Oct. 4, 2006	vs. Manitoba	3-2	W*
<b>Oct. 3, 2007</b>	<b>vs. Hershey</b>	<b>5-4</b>	<b>W</b>
Oct. 8, 2008	vs. Hershey	4-8	L
<b>Oct. 3, 2009</b>	<b>vs. Syracuse</b>	<b>4-2</b>	<b>W</b>
Oct. 9, 2010	vs. Hershey	4-3	W**
<b>Oct. 8, 2011</b>	<b>vs. Hershey</b>	<b>2-3</b>	<b>L</b>
Oct. 20, 2012	vs. Bridgeport	2-3	L
Oct. 12, 2013	vs. Hershey	3-1	W
Oct. 11, 2014	vs. Lehigh Valley	2-5	L
Oct. 17, 2015	vs. Lehigh Valley	6-4	W
Oct. 15, 2016	vs. Hartford	6-2	W
<b>Oct. 7, 2017</b>	<b>vs. Charlotte</b>	<b>2-5</b>	<b>L</b>
Oct. 6, 2018	vs. Springfield	3-2	W**
Oct. 12, 2019	vs. Utica	3-4	OTL*
Feb. 8, 2021	vs. Binghamton	3-4	OTL*
<b>Oct. 16, 2021</b>	<b>vs. Lehigh Valley</b>	<b>2-1</b>	<b>W</b>
Oct. 15, 2022	vs. Lehigh Valley	2-3	OTL*

## ROAD (15-9-0-0)

<b>Oct. 1, 1999</b>	<b>at Philadelphia</b>	<b>0-2</b>	<b>L</b>
Oct. 6, 2000	at Philadelphia	3-2	W
<b>Oct. 7, 2001</b>	<b>at Philadelphia</b>	<b>1-7</b>	<b>L</b>
Oct. 18, 2002	at Philadelphia	4-5	L
<b>Oct. 17, 2003</b>	<b>at Syracuse</b>	<b>2-3</b>	<b>L</b>
Oct. 16, 2004	at Manchester	3-7	L
<b>Oct. 9, 2005</b>	<b>at Hershey</b>	<b>4-3</b>	<b>W**</b>
Oct. 14, 2006	at Syracuse	6-1	W
<b>Oct. 7, 2007</b>	<b>at Philadelphia</b>	<b>1-4</b>	<b>L</b>
Oct. 19, 2008	at Hershey	5-4	W
<b>Oct. 16, 2009</b>	<b>at Binghamton</b>	<b>6-3</b>	<b>W</b>
Oct. 15, 2010	at Charlotte	4-2	W
<b>Oct. 13, 2011</b>	<b>at Rochester</b>	<b>5-1</b>	<b>W</b>
<b>Oct. 13, 2012</b>	<b>at Binghamton</b>	<b>1-2</b>	<b>L</b>
<b>Oct. 5, 2013</b>	<b>at Bridgeport</b>	<b>5-2</b>	<b>W</b>
Oct. 17, 2014	at St. John's	2-1	W*
<b>Oct. 9, 2015</b>	<b>at Providence</b>	<b>2-1</b>	<b>W*</b>
Oct. 23, 2016	at Hershey	2-1	W*
<b>Oct. 14, 2017</b>	<b>at Lehigh Valley</b>	<b>2-3</b>	<b>L</b>
Oct. 11, 2018	at Cleveland	3-0	W
<b>Oct. 5, 2019</b>	<b>at Hershey</b>	<b>4-3</b>	<b>W</b>
Feb. 13, 2021	at Syracuse	5-4	W
<b>Oct. 24, 2021</b>	<b>at Lehigh Valley</b>	<b>2-1</b>	<b>W*</b>
Oct. 17, 2022	at Utica	1-5	L <sup>x</sup>

Season Openers in Bold

**RECORD IN SEASON OPENERS (12-10-2-0)**

\* = overtime game

\*\* = shootout

<sup>x</sup> = game suspended due to midgame power outage, resumed on Jan. 24





# SEASON RECORDS

SEASON	GP	W	L	T	OTL	SOL	PTS	PTS%	GF	GA	FINISHED
1999-00	80	23	43	9	5	-	60	.375	236	306	5 <sup>th</sup> , Empire Division
2000-01	80	36	33	9	2	-	83	.519	252	248	2 <sup>nd</sup> , Mid-Atlantic Division
2001-02	80	20	44	13	3	-	56	.350	201	274	5 <sup>th</sup> , South Division
2002-03	80	36	32	7	5	-	84	.520	245	248	3 <sup>rd</sup> , South Division
2003-04	80	34	28	10	8	-	86	.538	197	197	3 <sup>rd</sup> , East Division
2004-05	80	39	27	-	7	7	92	.575	227	219	4 <sup>th</sup> , East Division
2005-06	80	51	18	-	5	6	113	.706	249	178	1 <sup>st</sup> , East Division
2006-07	80	51	23	-	2	4	108	.675	276	221	2 <sup>nd</sup> , East Division
2007-08	80	47	26	-	3	4	101	.631	223	187	1 <sup>st</sup> , East Division
2008-09	80	49	25	-	3	3	104	.650	274	212	3 <sup>rd</sup> , East Division
2009-10	80	41	34	-	2	3	87	.544	239	229	3 <sup>rd</sup> , East Division
2010-11	80	58	21	-	0	1	117	.731	261	183	1 <sup>st</sup> , East Division
2011-12	76	44	25	-	2	5	95	.621	235	215	2 <sup>nd</sup> , East Division
2012-13	76	42	30	-	2	2	88	.579	185	178	3 <sup>rd</sup> , East Division
2013-14	76	42	26	-	3	5	92	.605	206	185	2 <sup>nd</sup> , East Division
2014-15	76	45	24	-	3	4	97	.638	212	163	2 <sup>nd</sup> , East Division
2015-16	76	43	27	-	4	2	92	.605	230	203	3 <sup>rd</sup> , Atlantic Division
2016-17	76	51	20	-	3	2	107	.704	247	170	1 <sup>st</sup> , Atlantic Division
2017-18	76	45	22	-	6	3	99	.651	252	223	2 <sup>nd</sup> , Atlantic Division
2018-19	76	36	30	-	7	3	82	.539	232	228	6 <sup>th</sup> , Atlantic Division
2019-20*	64	29	26	-	3	5	66*	.516	164*	193*	6 <sup>th</sup> , Atlantic Division
2020-21**	32	13	13	-	4	2	32**	.500	92**	107**	5 <sup>th</sup> , North Division
2021-22	76	35	23	-	4	4	78	.513	202	209	4 <sup>th</sup> , Atlantic Division
2022-23	72	26	32	-	8	6	66	.458	186	218	8 <sup>th</sup> , Atlantic Division
<b>TOTALS</b>	<b>1812</b>	<b>936</b>	<b>652</b>	<b>48</b>	<b>94</b>	<b>71</b>	<b>2085</b>	<b>.575</b>	<b>5323</b>	<b>4994</b>	



## SEASON RECORDS continued...

### HOME RECORD

SEASON	GP	W	L	T	OTL	SOL	PTS	PTS%	GF	GA
1999-00	40	16	17	5	2	-	39	.488	131	140
2000-01	40	20	14	5	1	-	46	.575	137	120
2001-02	40	14	18	7	1	-	36	.450	113	135
2002-03	40	21	15	2	2	-	46	.575	131	115
2003-04	40	19	14	5	2	-	45	.563	108	101
2004-05	40	23	12	-	2	3	51	.638	125	100
2005-06	40	28	8	-	2	2	60	.750	133	85
2006-07	40	28	11	-	1	0	57	.713	157	103
2007-08	40	22	13	-	3	2	49	.613	115	96
2008-09	40	27	8	-	2	3	59	.738	144	106
2009-10	40	27	12	-	0	1	55	.688	141	104
2010-11	40	30	10	-	0	0	60	.750	137	98
2011-12	38	18	16	-	2	2	40	.526	111	112
2012-13	38	19	15	-	2	2	42	.553	86	86
2013-14	38	21	14	-	1	2	45	.592	106	85
2014-15	38	23	14	-	0	1	47	.618	105	85
2015-16	38	20	15	-	2	1	43	.566	116	102
2016-17	38	27	9	-	0	2	56	.737	128	81
2017-18	38	26	10	-	1	1	54	.711	144	106
2018-19	38	17	18	-	2	1	37	.487	107	109
2019-20*	31	15	12	-	1	3	34*	.548	83*	90*
2020-21**	16	7	5	-	3	1	18**	.563	52**	53**
2021-22	38	22	12	-	3	1	48	.632	108	95
2022-23	36	12	16	-	6	2	32	.444	86	103
<b>TOTALS</b>	<b>905</b>	<b>502</b>	<b>308</b>	<b>24</b>	<b>41</b>	<b>30</b>	<b>1099</b>	<b>.607</b>	<b>2804</b>	<b>2410</b>

## SEASON RECORDS continued...

### ROAD RECORD

SEASON	GP	W	L	T	OTL	SOL	PTS	PTS%	GF	GA
1999-00	40	7	26	4	3	-	21	.263	105	166
2000-01	40	16	19	4	1	-	37	.463	115	128
2001-02	40	6	26	6	2	-	20	.250	88	139
2002-03	40	15	17	5	3	-	38	.475	114	133
2003-04	40	15	14	5	6	-	41	.513	89	96
2004-05	40	16	15	-	5	4	41	.513	102	119
2005-06	40	23	10	-	3	4	53	.663	116	93
2006-07	40	23	12	-	1	4	51	.638	119	118
2007-08	40	25	13	-	0	2	52	.650	108	91
2008-09	40	22	17	-	1	0	45	.563	130	106
2009-10	40	14	22	-	2	2	32	.400	98	125
2010-11	40	28	11	-	0	1	57	.713	124	85
2011-12	38	26	9	-	0	3	55	.724	124	103
2012-13	38	23	15	-	0	0	46	.605	99	92
2013-14	38	21	12	-	2	3	47	.618	100	100
2014-15	38	22	10	-	3	3	50	.658	107	78
2015-16	38	23	13	-	1	1	48	.632	114	101
2016-17	38	24	11	-	3	0	51	.671	119	89
2017-18	38	19	12	-	5	2	45	.592	108	117
2018-19	38	19	12	-	5	2	45	.592	125	119
2019-20*	32	14	14	-	2	2	32*	.500	81*	103*
2020-21**	16	6	8	-	1	1	14**	.438	40**	54**
2021-22	38	13	21	-	1	3	30	.395	101	130
2022-23	38	14	16	-	2	4	34	.472	100	115
<b>TOTALS</b>	<b>908</b>	<b>434</b>	<b>355</b>	<b>24</b>	<b>52</b>	<b>41</b>	<b>985</b>	<b>.542</b>	<b>2526</b>	<b>2600</b>

\* = season ended prematurely due to COVID-19 pandemic

\*\* = shortened schedule and limited travel due to COVID-19 pandemic

# MONTH-BY-MONTH

	OCT.	NOV.	DEC.	JAN.	FEB.	MAR.	APR.	MAY	SEASON
1999-00	0-8-2	2-4-4	6-8-0	3-9-2	4-7-1	5-7-3	3-0-2	-	23-43-14
2000-01	7-3-0	7-1-4	5-6-1	6-4-1	3-8-3	6-9-1	2-2-1	-	36-33-11
2001-02	1-9-2	2-6-4	4-6-4	4-7-2	6-6-1	3-8-2	0-2-1	-	20-44-16
2002-03	3-4-1	5-7-2	7-4-2	7-6-1	5-4-4	6-7-1	3-0-1	-	36-32-12
2003-04	4-3-1	4-6-3	6-3-3	5-6-2	5-5-3	9-4-3	1-1-3	-	43-28-18
2004-05	4-4-1-1	5-1-3-1	8-3-0-1	5-5-1-3	7-4-0-0	6-5-1-1	4-5-1-0	-	39-27-7-7
2005-06	9-0-0-0	9-0-2-0	9-3-0-1	7-3-1-1	5-8-0-1	6-3-2-2	6-1-0-1	-	51-18-5-6
2006-07	8-1-0-0	7-3-1-1	9-2-1-1	5-5-0-1	7-4-0-1	10-5-0-0	5-3-0-0	-	51-23-2-4
2007-08	3-5-0-0	8-5-0-0	9-2-0-1	6-4-0-1	6-7-0-1	12-3-0-0	3-0-3-1	-	47-26-3-4
2008-09	4-3-0-1	7-6-1-0	10-2-0-0	8-5-0-1	8-3-0-0	9-5-1-0	3-1-1-1	-	49-25-3-3
2009-10	5-2-1-1	5-7-0-0	8-5-0-0	4-9-0-0	8-4-0-1	9-4-1-1	2-3-0-0	-	41-34-2-3
2010-11	8-0-0-0	9-4-0-0	8-4-0-0	11-4-0-0	8-4-0-0	9-4-0-1	5-1-0-0	-	58-21-0-1
2011-12	5-2-1-1	6-4-0-3	7-4-0-0	8-3-1-0	6-5-0-1	9-4-0-0	3-3-0-0	-	44-25-2-5
2012-13	2-5-0-0	10-2-0-0	2-7-2-1	7-4-0-0	8-5-0-0	7-5-0-1	6-2-0-0	-	42-30-2-2
2013-14	6-1-0-1	7-4-1-1	5-4-0-1	8-6-0-0	3-5-2-1	9-2-0-1	4-4-0-0	-	42-26-3-5
2014-15	5-4-1-0	7-4-0-1	7-4-0-1	5-6-0-1	7-0-1-1	7-4-1-0	7-2-0-0	-	45-24-3-4
2015-16	7-1-0-0	9-1-0-0	5-6-0-1	8-5-1-0	4-5-3-0	8-4-0-0	2-5-0-1	-	43-27-4-2
2016-17	5-1-1-0	8-3-1-0	8-3-1-0	12-2-0-0	5-6-0-0	8-4-0-0	5-1-0-2	-	51-20-3-2
2017-18	6-2-0-0	6-2-0-1	5-6-2-0	8-2-1-0	6-4-1-0	8-5-2-1	5-1-0-0	-	45-22-6-3
2018-19	5-2-0-1	4-7-3-0	8-5-1-0	5-4-0-0	4-4-1-1	7-4-2-1	3-4-0-0	-	36-30-7-3
2019-20*	4-4-1-0	9-2-1-1	4-6-1-1	6-4-0-2	4-8-0-1	2-2-0-0	-	-	29-26-3-5
2020-21**	-	-	-	-	4-2-1-0	2-5-2-1	4-4-0-1	3-2-1-0	13-13-4-2
2021-22	5-1-0-1	3-6-0-1	1-4-1-0	7-5-0-1	7-4-1-1	6-5-2-0	6-7-0-0	-	35-23-4-4
2022-23	6-1-1-0	4-5-0-2	4-4-1-1	6-6-0-0	2-6-1-2	3-6-3-1	1-4-2-0	-	26-32-8-6
<b>TOTALS</b>	<b>112-66-13-7</b>	<b>143-90-30-11</b>	<b>145-101-20-10</b>	<b>141-118-13-11</b>	<b>132-118-23-12</b>	<b>166-114-27-11</b>	<b>83-56-15-7</b>	<b>3-2-1-0</b>	<b>936-652-142-71</b>
<b>Pts%</b>	<b>.616</b>	<b>.597</b>	<b>.580</b>	<b>.541</b>	<b>.525</b>	<b>.582</b>	<b>.584</b>	<b>.583</b>	<b>.575</b>

NOTE... 1999-2004: W-L-(T & OTL); 2004-current: W-L-OTL-SOL; TOTALS: W-L-(T & OTL)-SOL

\* = season ended prematurely due to COVID-19 pandemic  
 \*\* = shortened schedule and limited travel due to COVID-19 pandemic



# PENGUINS ALL-TIME ROSTER

PLAYER	YEARS	GP	G	A	PTS	+/-	PIM
<b>A</b>							
Ramzi Abid	2004-05	78	26	29	55	+1	83
Matt Abt	2018-20	90	1	15	16	-1	55
Justin Addamo	2022-23	14	5	0	5	-9	10
Calen Addison	2018-19	3	0	2	2	E	0
Andrew Agozzino	2019-20	37	14	19	33	+5	28
Matt Alfaro	2021-22	3	0	1	1	-2	0
Niclas Almari	2017-18/19-20/21-22	66	2	7	9	-8	22
Justin Almeida	2019-22	27	4	2	6	-8	0
Niclas Andersén	2015-16	69	4	10	14	+6	26
Corey Andonovski	2021-23	67	8	11	19	-13	68
Anthony Angello	2017-22	171	45	38	83	+2	150
Raivis Ansons	2022-23	44	2	4	6	-10	27
Josh Archibald	2013-18	188	32	32	64	+21	170
Mark Ardelan	2007-08	60	7	20	27	-2	33
Colby Armstrong	2002-06	251	46	83	129	+16	280
Zach Aston-Reese	2016-19	62	18	28	46	+26	74
Jean-Sébastien Aubin	1999-00/02-04	40	0	0	0	--	4
Jon Awe	2006-07	2	0	0	0	E	0
<b>B</b>							
Ryan Bach	1999-00	2	0	0	0	--	20
Riley Barber	2019-20	7	3	3	6	-5	6
Matt Bartkowski	2021-22	72	4	12	16	+7	29
Chris Barton	2011-13	9	0	0	0	-6	6
Andy Bathgate	2010-11	2	0	0	0	-2	0
Ryan Bayda	2009-10	21	8	3	11	-2	14
Ben Blais	2003-04	4	0	2	2	+2	2
Louis Bedard	1999-00	5	0	0	0	-1	12
Kris Beech	2002-05	171	53	97	150	+28	319
Jordy Bellerive	2018-22	159	30	39	69	-11	202
Lukas Bengtsson	2016-18	53	1	20	21	+21	14
Beau Bennett	2012-15	44	7	27	34	-2	18
Chase Berger	2018-21	88	6	13	19	-10	29
Adam Berkhoel	2008-10	35	0	0	0	--	2
Tyler Biggs	2015-16	11	1	1	2	+1	11
Chris Bigras	2021-22	28	3	7	10	-1	12
Dane Birks	2017-19	2	0	0	0	+1	0
Paul Bissonnette	2005-09	161	13	17	30	+10	387
Kasper Björkqvist	2019-22	65	10	4	14	-7	37
Joseph Blandisi	2018-20	53	15	19	34	-7	115
Joel Blomqvist	2021-23	2	0	0	0	--	0
Teddy Blueger	2015-19	179	49	64	113	+58	83
Alex Boak	2014-15	31	1	5	6	+5	80
Chris Bogas	2000-01	5	0	1	1	+2	0
Patrick Boileau	2003-04	51	6	29	35	+6	43
Dennis Bonvie	1999-01/05-08	285	16	68	84	-1	1284
Aaron Boogaard	2007-10	64	3	1	4	-7	182

PLAYER	YEARS	GP	G	A	PTS	+/-	PIM
Robert Bortuzzo	2009-13	236	10	44	54	+54	315
Nick Boucher	2003-04	6	0	0	0	--	0
Jesse Boulerice	2009-11	121	8	10	18	-10	271
Chris Blight	2007-08	1	0	0	0	+1	0
Tim Brent	2007-08	74	18	47	61	+11	79
Brett Brochu	2020-21	1	0	0	0	--	0
Martin Brochu	2003-04	15	0	1	1	--	2
Kyle Brodziak	2006-07	62	24	32	56	+12	44
Wade Brookbank	2006-07/09-10	107	4	4	8	-2	284
Cam Brown	2017-19	31	1	5	6	+1	12
Christopher Brown	2018-20	19	0	1	1	-4	6
David Brown	2007-09	23	0	1	1	--	2
Brendan Buckley	2000-04	268	7	37	44	-28	328
Jarrett Burton	2015-19	180	24	29	53	+7	125
Sven Butenschön	1999-01	130	26	49	75	-14	186

## C

Lane Caffaro	2008-10	25	1	5	6	+1	44
Cole Cassels	2019-20	28	6	13	19	-9	10
Drake Caggiula	2022-23	65	22	31	53	-5	47
Eric Cairns	2006-07	2	0	0	0	-4	10
Luca Caputi	2007-10	120	41	51	92	-2	106
Daniel Carcillo	2005-07	103	32	22	54	+9	494
Sébastien Caron	2003-04/05-06	123	0	3	3	--	27
Doug Carr	2016-17	2	0	0	0	--	0
Reid Cashman	2008-09	18	2	4	6	+1	12
Michael Chaput	2021-22	57	12	21	33	+11	34
Andy Chiodo	2003-06	72	0	0	0	--	31
Taylor Chorney	2014-15	62	4	15	19	+26	42
Erik Christensen	2004-07	141	50	47	97	+16	91
Cody Chupp	2011-12	15	1	4	5	+4	14
Paul Cianfrini	2014-15	3	0	0	0	-3	0
Adam Clendening	2015-16	6	0	3	3	+4	0
Chris Collins	2010-11/12-13	97	14	24	38	+13	55
Sean Collins	2005-06	8	0	1	1	-3	2
Jesse Cook	2003-04	11	1	3	4	+4	2
Ty Conklin	2007-08	18	0	0	0	--	2
Chris Conner	2009-11/13-14	87	28	48	76	-7	31
Frankie Corrado	2016-18	49	2	16	18	+14	24
Kenny Corupe	2004-06	83	11	15	26	+1	48
Jean-Phillippe Côté	2008-09	50	2	10	12	+16	74
Ryan Craig	2010-12	139	30	48	78	-2	154
Joseph Cramarossa	2017-20	93	12	19	31	-13	160
Paul Crowder	2012-13	2	0	0	0	-1	0
Greg Cozier	1999-01	148	46	58	104	-16	114
Trent Cull	2000-01	71	11	15	26	-1	166
Josh Currie	2020-21	24	10	13	23	-8	24
John Curry	2007-11	176	0	3	3	--	29
Kevin Czuczman	2017-21	202	10	60	70	+19	128



PLAYER	YEARS	GP	G	A	PTS	+/-	PIM
<b>D</b>							
Nick D'Agostino	2013-15	98	1	19	20	+4	25
Joe D'Aversa	2007-10	116	5	25	30	+4	65
Alex D'Orio	2018-19/20-22	34	0	0	0	--	0
Alexandre Daigle	2002-03	40	9	29	38	-10	18
Jean-Michel Daoust	2007-09	95	15	31	46	+15	28
Jean Sébastien Dea	2013-18/18-19	288	72	91	163	+41	210
Brandon DeFazio	2010-12	68	11	5	16	+2	104
Jason DeSantis	2010-11	19	1	4	5	+5	8
Casey DeSmith	2015-18	62	0	1	1	--	2
Simon Després	2011-14	107	15	29	44	+9	135
Jamie Devane	2019-20/21-23	91	7	10	17	-8	159
Devin DiDiomete	2011-12	2	0	0	0	+1	2
Ray DiLauro	2004-05	1	0	0	0	E	0
Peter DiLiberatore	2022-23	8	2	0	2	-2	8
Niko Dimitrakos	2011-12	21	4	6	10	+3	20
Thomas Di Pauli	2016-20	146	29	25	54	E	114
Stephen Dixon	2005-07	160	29	41	70	-10	88
Róbert Döme	1999-00/01-02	90	21	34	55	-13	136
Louis Domingue	2021-22	22	0	0	0	--	2
Jeff Drouin-Deslauriers	2006-07	80	0	1	1	--	41
Nick Drazenovic	2013-15	88	21	40	61	+9	46
Jan Drozg	2017-22	88	14	12	26	-14	30
Kurtis Drummond	1999-00	66	3	3	6	-15	28
Devan Dubnyk	2006-07	4	0	0	0	--	0
Jean-François Dufour	2003-04	13	0	3	3	-1	0
Brian Dumoulin	2012-15	188	15	63	78	+16	57
Micki DuPont	2002-03/06-07	92	19	37	56	-9	117
Philippe Dupuis	2012-13	34	2	9	11	-7	14
<b>E</b>							
Mark Eaton	2012-13	6	0	1	1	-5	4
Ben Eaves	2004-06	48	5	8	13	+2	12
Andrew Ebbett	2013-15	88	30	54	84	+29	40
Viktor Ekblom	2010-11	3	0	0	0	E	0
Stefon Elliott	2018-19	20	1	7	8	+4	4
Shane Endicott	2001-06	292	73	93	166	-19	275
Deryk Engelland	2007-10	231	10	32	42	+19	405
Tim Erixon	2015-17/18-19	127	7	35	42	+31	86
Macoy Erkamps	2018-20	60	0	8	8	-11	83
Sean Escobedo	2014-15	2	1	2	3	+2	4
Bryan Ewing	2008-09	3	0	0	03	+4	4
<b>F</b>							
Jan Fadrný	2001-02	60	8	14	22	-9	54
Bobby Farnham	2012-15	191	17	22	39	+4	666
Drew Fata	2003-06/10-11	84	3	15	18	+10	214
Rico Fata	2005-06	25	8	10	18	+7	39
Taylor Fedun	2021-23	102	8	19	27	+4	40
Daniel Fernholm	2005-06	27	1	6	7	E	10
Andrew Ference	1999-01/02-03	88	14	38	52	-2	155
Benn Ferriero	2012-13	34	4	14	18	-1	14
Dan Fick	2018-19	1	0	0	0	E	2

PLAYER	YEARS	GP	G	A	PTS	+/-	PIM
Jonathan Filewich	2005-09	243	64	63	127	+12	128
Marc-André Fleury	2004-06/07-08	71	0	1	1	--	4
Matt Foley	2021-22	1	0	0	0	-1	0
Brian Foster	2015-16	9	0	0	0	--	0
T.J. Fox	2009-10	4	0	0	0	-2	0
Jordan Frasca	2022-23	8	0	0	0	-3	16
Mark Friedman	2021-23	26	1	5	6	-1	21

## G

Brian Gaffaney	2000-01	2	0	1	1	+1	0
Mitch Ganzak	2009-10	1	0	0	0	+1	0
Reid Gardiner	2016-18	33	4	5	9	-6	6
Frédéric Gaudreau	2020-21	6	1	3	4	+3	2
Cameron Gaunce	2016-17	49	2	11	13	+15	38
Taylor Gauthier	2022-23	20	0	0	0	--	0
Brian Gibbons	2011-14	168	30	60	90	+2	103
Tom Gilbert	2006-07	48	4	26	30	+6	32
Sahir Gill	2014-17	77	12	23	35	+11	14
Ryan Glenn	2006-07	18	0	3	3	-1	6
Ty Glover	2021-23	51	7	5	12	-3	16
Tommy Goebel	2008-09	25	4	8	12	+11	12
Karl Goehring	2007-08	2	0	0	0	--	2
Barry Goers	2013-17	127	7	23	30	+18	47
Alex Goligoski	2007-09	96	12	44	56	+14	69
David Gove	2007-09	56	18	7	25	+17	18
Alex Grant	2010-13	125	17	45	62	+8	174
Derek Grant	2018-19	5	3	1	4	+5	6
Jonathan Gruden	2020-23	161	32	40	72	+6	145
Nate Guenin	2009-10	41	3	2	5	-3	63
Jake Guentzel	2015-17	44	23	25	48	+20	12
Dylan Gyori	1999-01	106	7	17	24	-9	109

## H

Joey Haddid	2009-11	47	2	8	10	-4	39
Filip Hållander	2021-23	104	25	36	61	+4	42
Ryan Haggerty	2016-20	196	53	57	110	+28	127
Justin Harney	2000-01	14	0	1	1	-6	12
Scott Harrington	2013-15	124	7	29	36	+28	75
Casey Harris	1999-00	74	6	6	12	-11	149
Eric Hartzell	2013-15	27	0	2	2	--	2
Ned Harven	2007-08	33	3	6	9	-4	12
Brandon Hawkins	2018-20	11	2	1	3	-1	17
Jimmy Hayes	2018-19	72	15	15	30	-1	25
Dan Henningson	2011-12	5	0	1	1	+2	2
Adam Henrich	2008-09	37	3	8	11	-7	34
Christian Hilbrich	2016-17	6	0	0	0	E	0
Craig Hillier	1999-00	11	0	0	0	--	0
Yushiroh Hirano	2018-19	1	0	1	1	+1	2
Riley Holzapfel	2012-13	76	21	30	51	-1	93
Ryan Horvat	2018-19	6	0	1	1	-1	9
Andrew Hotham	2011-12	2	0	0	0	+1	0
Sam Houde	2021-23	84	13	13	26	-11	48
Matt Hussey	2002-06	269	51	56	107	+9	87

PLAYER	YEARS	GP	G	A	PTS	+/-	PIM
Andrew Hutchinson	2010-11	54	7	29	36	E	29
Nick Hutchison	2021-22	5	0	0	0	-6	8

## I

## J

Jean-François Jacques	2006-07	29	10	17	27	+2	53
Jason Jaffrey	2003-04	5	0	1	1	-1	0
John Jakopin	2001-02	30	3	5	8	+3	90
Connor James	2006-09	210	40	78	118	+31	83
Tristan Jarry	2015-19	141	1	7	8	--	4
Dustin Jeffrey	2007-12/15-16	201	59	113	172	+38	57
Joe Jensen	2006-08	53	8	7	15	-8	39
Adam Johnson	2017-20	185	39	69	108	-6	55
Nick Johnson	2007-11	173	50	64	114	+46	129
Michael Joly	2020-21	3	0	1	1	-2	2
Josh Jooris	2017-18	6	1	0	1	-1	4
Pierre-Olivier Joseph	2019-22	136	14	49	63	-4	104
Jagger Joshua	2022-23	7	0	0	0	-1	15
Troy Josephs	2016-19	28	1	4	5	+3	12
Sean Josling	2022-23	12	0	0	0	-2	40
Matt Jurusik	2021-22	2	0	0	0	--	2

## K

Brooklyn Kalmikov	2022-23	3	0	0	0	-2	0
Dave Karpa	2003-04	29	3	8	11	+2	43
Kasperii Kapanen	2014-15	4	1	1	2	-1	0
Chris Kelleher	1999-01/04-06	250	12	69	81	+10	151
T.J. Kemp	2008-09	22	1	8	9	+5	22
Tyler Kennedy	2006-08	50	17	29	46	+17	30
Patrick Kileen	2010-12	7	0	0	0	--	0
Michael Kim	2018-20	23	0	3	3	-4	10
Graham Knott	2019-20	11	0	0	0	-1	7
David Kočí	2002-06	194	3	18	21	+3	770
Krystofer Kolanos	2005-06	18	10	8	18	+3	19
Chad Kolarik	2012-13	35	15	18	33	-6	17
Alexei Kolkunov	1999-00	75	12	25	37	-23	33
Kostantin Koltsov	2002-04	86	16	30	46	+4	58
Zenon Konopka	2002-03	4	0	1	1	E	9
Tom Kostopoulos	1999-04/12-18	658	186	283	469	+15	881
Milan Kraft	2000-03	88	38	51	89	-9	65
Jami Krannila	2022-23	6	1	0	1	-6	0
Adam Krause	2015-17	29	4	7	11	+11	14
Danny Kristo	2016-17	32	6	5	11	+4	10
Tom Kühnhackl	2012-16	154	29	30	59	+19	65

## L

Pascal Laberge	2021-22	1	0	0	0	E	0
Cédric Lacroix	2018-19	1	2	0	2	+1	2
Max Lagacé	2020-21	9	0	0	0	--	0
Sam Lafferty	2017-20	85	17	38	55	+2	108
Emil Larmi	2019-21	15	0	0	0	--	12
Joel Laing	2000-01	16	0	1	1	--	0
Ryan Lannon	2005-08	217	5	37	42	+26	165

PLAYER	YEARS	GP	G	A	PTS	+/-	PIM
Mario Larocque	2003-04	3	0	0	0	E	4
Michel Larocque	1999-00	13	0	0	0	--	0
Steve Leach	1999-00	4	2	3	5	+1	4
Cam Lee	2020-22	92	3	13	31	-5	93
Chris Lee	2009-10	79	9	30	39	+4	30
Justin Lee	2022-23	8	0	0	0	-1	2
Guillaume Lefebvre	2002-06	165	24	34	58	+5	267
Nathan Légaré	2021-23	125	15	20	35	-25	106
Jim Leger	2000-01	18	0	0	0	-4	4
Michael Leighton	2017-18	6	0	0	0	--	0
Bryan Lerg	2010-12	135	42	43	85	+22	53
François Leroux	2002-03	57	1	3	4	-15	124
Kristopher Letang	2007-08	10	1	6	7	E	4
Mark Letestu	2007-10	191	51	83	134	+30	55
Pierre-Luc Letourneau-Leblond	2013-15	121	4	8	12	-6	500
Pauli Levokari	2003-04	27	3	4	7	E	54
Filip Lindberg	2021-23	26	0	0	0	--	0
Tobias Lindberg	2018-19	15	2	4	6	+5	10
Richard Lintner	2002-03	6	1	4	5	-2	2
Jon Lizotte	2018-21/2022-23	156	5	33	38	+5	69
Ty Loney	2015-16	31	0	6	6	-6	7
Ben Lovejoy	2007-10	213	18	62	80	+57	236
Jake Lucchini	2018-20	68	13	9	22	E	12
Ross Lupaschuk	2002-05	271	42	74	116	+7	433

## M

Jason MacDonald	2001-03	187	2	36	65	-24	757
Spencer Machacek	2013-14	22	10	4	14	+7	15
Steve MacIntyre	2011-13	53	1	0	1	-4	129
Dylan MacPherson	2020-22	12	0	1	1	+2	6
Sean Maguire	2015-18	7	0	0	0	--	0
Ryan Malone	2002-03	3	0	1	1	-1	2
Denver Manderson	2013-14	36	2	9	11	+1	4
Josh Maniscalco	2020-23	37	2	2	4	+8	20
Peter Mannino	2013-14	18	0	0	0	--	2
Matia Marcantuoni	2013-15	60	4	10	14	+4	22
Étienne Marcoux	2017-18	2	0	0	0	--	0
David Marshall	2010-11	22	2	3	5	-1	6
Andreas Martinsen	2019-20	24	1	2	3	-3	10
Alexandre Mathieu	1999-02	169	16	29	45	-11	66
Marquis Mathieu	2003-04	77	10	14	24	-3	105
John McCarron	2015-16	12	0	0	0	-3	13
Colin McDonald	2011-12	68	14	35	49	+12	41
Ed McGrane	2004-05	1	0	0	0	E	0
Patrick McGrath	2014-19	94	3	4	7	-9	349
Greg McKegg	2017-18	28	5	7	12	+10	10
Kurtis McLean	2005-08	163	42	59	101	+23	90
Grant McNeill	2006-07	2	0	0	0	-1	2
Reid McNeill	2012-17/19-20	191	4	21	25	+29	321
Jayson Megna	2012-15	144	40	26	66	+19	72
Josef Melichar	1999-01	126	5	14	19	-14	195
Éric Meloche	2000-04	249	61	77	138	-7	307
Peter Merth	2011-14	13	0	2	2	+4	29

PLAYER	YEARS	GP	G	A	PTS	+/-	PIM
Árpád Mihály	2005-07	40	2	6	8	-2	34
Alexei Mikhnov	2006-07	27	6	12	18	E	22
Brendan Mikkelsen	2013-14	73	8	30	38	+10	62
Sam Miletic	2018-21	132	23	49	72	E	30
Matt Miller	2020-21	4	0	0	0	-3	0
Chris Minard	2007-09	110	59	40	99	+16	71
Chris Minella	2012-13	8	0	0	0	-1	19
Mark Moore	2000-01	11	0	0	0	+1	2
Pascal Morency	2004-05	2	0	0	0	-2	4
Joey Mormina	2008-09/10-13	233	13	40	53	+46	245
Valentin Morozov	1999-00	59	14	25	39	-21	4
Jordan Morrison	2008-09	7	0	1	1	E	8
Joe Morrow	2012-13	57	4	11	15	-7	35
Tyler Moss	1999-00	4	0	0	0	--	0
Kael Mouillierat	2015-16	68	18	27	45	-12	89
Scott Munroe	2011-12	38	0	0	0	--	2
Matt Murley	2002-05	216	48	97	145	+14	169
Tyler Murovich	2010-11	2	0	0	0	E	0
Mark Murphy	1999-00	38	11	22	33	-1	35
Matt Murray	2013-16	72	0	2	2	--	2
John Muse	2018-19	10	0	1	1	--	2

## N

Tommy Nappier	2020-22	29	0	0	0	--	0
Alain Nasreddine	2003-08	249	13	43	56	+44	302
Zach Nastasiuk	2020-21	22	1	2	3	-9	2
Ondřej Němec	2003-04	7	1	2	3	+1	2
Derek Nesbitt	2012-13	1	0	0	0	-1	0
Max Newton	2022-23	1	0	0	0	-1	0
Andrew Nielsen	2022-23	5	0	0	0	-5	5
Robert Nilsson	2006-07	19	6	14	20	-2	14
Stefan Noesen	2019-20	22	14	8	22	+8	58
Jordan Nolan	2020-21	2	0	1	1	E	2
John Nyberg	2019-20	16	0	4	4	-5	10
Alex Nylander	2021-23	499	39	41	80	+1	16

## O

Drew O'Connor	2020-23	73	27	46	73	+9	51
Matt O'Connor	2018-19	2	0	0	0	--	0
Tom O'Connor	1999-00	17	0	1	1	-4	4
Steve Oleksy	2015-17	79	3	21	24	+4	139
Will O'Neill	2015-16/18-19	102	8	50	58	-4	127
Cal O'Reilly	2011-12	21	0	10	10	-2	8
Kyle Olson	2020-23	149	15	18	33	+14	138
Linus Ölund	2018-19	61	6	9	15	+3	8
Andrew Orpik	2010-11	4	0	2	2	+3	0
Brooks Orpik	2001-04	152	6	32	38	+8	206
Chris Ortiz	2021-23	23	1	4	5	-6	4
Michel Ouellet	2002-06	182	7	73	144	+28	102
Xavier Ouellet	2022-23	29	2	15	17	+9	21

PLAYER	YEARS	GP	G	A	PTS	+/-	PIM
<b>P</b>							
Cam Paddock	2004-06	21	0	0	0	-2	17
Franky Palazzese	2015-16	1	0	0	0	--	0
Oula Palve	2019-20	37	1	7	8	-20	22
Greg Pankewicz	2003-04	2	0	0	0	-1	0
Rich Parent	2000-01	35	0	1	1	--	26
Ryan Parent	2015-16	12	0	0	0	-4	16
Steve Parsons	2000-02	56	1	1	2	-2	378
Curtiss Patrick	2006-07	10	0	2	2	+2	2
Adam Payerl	2012-15	130	10	21	37	+1	170
Andrey Pedan	2017-18	52	9	17	26	+19	87
Shaun Peet	2000-01	8	1	0	1	+3	7
Andrew Penner	2006-07	28	0	0	0	--	8
Stuart Percy	2016-17	37	1	7	8	+6	18
Janne Pesonen	2008-09	70	32	50	82	+13	33
Anthony Peters	2017-19	43	0	1	1	--	4
Warren Peters	2012-13	73	11	8	19	+4	76
Toby Petersen	2000-01/02-04	215	72	105	177	+5	50
Nick Petersen	2010-12	75	16	25	41	+22	29
Ronald Petrovický	2006-07	4	0	0	0	-3	4
Clayton Phillips	2021-22	1	0	0	0	E	0
Alexandre Picard	2011-12	43	8	13	21	+10	20
Owen Pickering	2022-23	8	0	0	0	-9	0
Casey Pierro-Zabotel	2009-10	9	0	1	1	+2	0
Lasse Pirjetä	2005-06	8	1	4	5	E	6
Matthias Plachta	2015-16	20	2	5	7	E	22
Mike Pomichter	1999-00	16	1	2	3	-6	11
Kevin Porter	2015-17	85	16	39	55	+13	54
Corey Potter	2010-11	75	7	30	37	+25	52
Sam Poulin	2021-23	87	20	21	41	-12	57
Derrick Pouliot	2014-17	114	20	50	70	+32	72
Marc-Antoine Pouliot	2006-07	33	14	17	31	-2	20
Myles Powell	2019-20	11	1	3	4	-2	8
Boris Protsenko	1999-00	64	15	21	36	-11	41
Ethan Prow	2015-19	178	23	61	84	+30	68
Konstantin Pushkarev	2009-10	58	9	10	19	+6	2
Valtteri Puustinen	2021-23	145	44	57	101	-24	36

## Q

Gage Quinney	2017-18	57	14	19	33	+5	18
--------------	---------	----	----	----	----	----	----

## R

Kyle Rank	2007-08	25	0	1	1	-5	2
Peter Ratchuk	2001-02/06-07	97	18	28	46	-24	77
Dylan Reese	2012-13	66	8	17	25	+3	34
Will Reilly	2020-22	66	4	7	11	-13	49
Mitch Reinke	2021-23	115	4	50	54	+2	14
T.J. Reynolds	2003-04	4	0	0	0	E	7
Danny Richmond	2008-09	55	3	14	17	-5	108
Juuso Riiikola	2018-19/21-22	58	1	36	37	-9	24
Félix Robert	2020-22	90	22	25	34	+20	47
Bert Robertsson	2001-02	13	0	0	0	-3	15
Darcy Robinson	2001-05	158	3	18	21	-16	237

PLAYER	YEARS	GP	G	A	PTS	+/-	PIM
Reagan Rome	2006-07	20	1	5	6	+6	18
Kyle Rossiter	2004-05	9	0	1	1	-4	5
Alexander Rouleau	2003-05	14	0	2	2	+2	16
Carter Rowney	2013-17	187	46	66	112	+41	99
Kevin Roy	2019-20	35	10	11	21	-14	4
Michal Rozsival	2000-01/03-04	30	8	8	16	+3	34
Chad Ruhwedel	2016-17/18-19	33	5	16	21	+8	14
J.C. Ruid	003-04	18	2	2	4	-1	6
Harrison Ruopp	2013-16	40	0	1	1	-10	54
Bobby Russell	2002-03	26	4	3	7	+3	14
Bryan Rust	2013-16	63	16	17	33	+1	16
Matt Rust	2011-12	43	4	7	11	+1	14

## S

Dany Sabourin	2004-06	69	0	3	3	--	10
Philip Samuelsson	2011-15	197	6	39	45	+28	182
Miroslav Šatan	2008-09	19	3	6	9	+1	4
Mark Scally	2000-01	1	0	0	0	--	0
Ryan Scarfo	2018-20	37	2	8	10	+7	18
Nolan Schaefer	2006-07	15	0	0	0	--	0
Tim Schaller	2020-21	32	10	8	18	-10	14
Nick Schilkey	2020-21	32	7	14	21	-13	6
Andy Schneider	2005-06	50	3	13	16	+15	54
Ryan Schnell	2010-12	23	2	1	3	E	83
Rob Schremp	2006-07	69	17	36	53	E	36
Kevin Schulze	2016-18	13	0	1	1	+2	4
Rob Scuderi	2001-06	305	8	80	88	+26	206
Ryan Segalla	2016-17	1	0	0	0	E	4
Tim Sestito	2006-07	4	0	0	0	-3	6
Tom Sestito	2015-18	111	17	28	45	+9	320
Ben Sexton	2018-19	26	7	3	10	-9	31
Clark Seymour	2014-16	29	3	4	7	-2	30
Blake Siebenaler	2018-19	1	0	0	0	+2	0
Tyler Sikura	2022-23	71	9	24	33	-12	31
Mike Sgroi	2004-05	39	1	1	2	E	122
Steven Shamanski	2014-15	4	0	1	1	+1	2
Conor Sheary	2013-16	90	27	54	81	+8	12
Zach Sill	2009-14	277	33	40	73	+22	315
Dominik Simon	2015-18	159	44	67	111	+14	68
Reid Simpson	2003-04	51	6	11	17	-1	168
Michal Sivek	2001-04	87	18	32	50	-23	69
Wade Skolney	2006-07	62	1	6	7	+6	216
Pavel Skrbek	1999-00	51	7	16	23	-29	50
John Slaney	1999-01	89	42	68	110	+4	29
Chris Slater	2000-01	7	0	1	1	-3	20
Adam Smith	2021-23	7	0	0	0	-5	4
Colin Smith	2017-18	35	5	13	18	+1	12
Nathan Smith	2007-08	68	22	28	50	-6	129
Trevor Smith	2012-13	75	23	31	54	+5	64
Ty Smith	2022-23	39	7	17	24	-8	20
Wyatt Smith	2009-10	76	13	35	48	-7	70
Carl Sneepe	2010-12	102	4	23	27	+22	65
Garth Snow	2000-01	3	0	0	0	--	2

PLAYER	YEARS	GP	G	A	PTS	+/-	PIM
Martin Sonnenberg	1999-01	213	54	81	135	-3	325
Nick Sorkin	2016-17	3	0	0	0	+1	0
Jean-Philippe Soucy	2000-01	13	0	2	2	-2	33
Kevin Spinozzi	2017-19	21	0	2	2	+2	8
Daniel Sprong	2015-16/17-18	65	32	33	65	+4	28
Tyler Spurgeon	2006-07/09-10	54	6	12	18	-3	19
Jack St. Ivany	2022-23	63	0	8	8	-17	33
Shane Starrett	2020-21	4	0	0	0	--	0
Brett Sterling	2010-11	65	27	26	53	+13	88
Brett Stern	2016-17	17	0	2	2	+8	6
Colin Stevens	2017-18	1	0	0	0	--	0
Luke Stevens	2020-21	12	0	0	0	-4	4
Dustin Stevenson	2013-14	7	0	0	0	-1	7
Ryan Stone	2005-09	219	41	95	136	+21	377
Brian Strait	2009-13	220	8	32	40	+45	192
Ben Street	2010-12	107	39	41	80	+23	32
Chris Summers	2017-19	123	4	23	27	+3	105
Oskar Sundqvist	2015-17	108	25	38	63	+9	82
Tomáš Surový	2001-06	239	89	89	178	+8	138
Billy Sweezey	2020-21	22	0	4	4	+2	26
Scott Swanson	2003-04	1	0	0	0	E	0
Colin Swoyer	2021-23	41	1	10	11	-2	16
Lukas Svejkovsky	2022-23	47	3	12	15	-13	8
Cody Sylvester	2013-14	17	2	0	2	-4	18
Danny Syvret	2014-15	17	2	3	5	-5	8

## T

Jeff Taffe	2007-09	101	36	60	96	+13	87
Maxime Talbot	2004-07	122	23	32	55	+21	144
Robbie Tallas	2001-03	71	0	4	4	--	4
Eric Tangradi	2009-13	178	60	61	121	+1	214
Petr Tatiček	2005-06	17	4	4	8	E	7
Jeff Taylor	2016-19	62	2	7	9	-1	41
Jean-Paul Tessier	1999-00	77	3	6	9	-3	106
Brad Thiessen	2009-13	146	0	1	1	--	4
Bill Thomas	2008-09	39	8	10	18	+1	24
Christian Thomas	2017-18	51	18	16	34	+6	14
Paul Thompson	2010-14	170	35	29	64	-4	173
Chris Thorburn	2006-07	3	0	1	1	E	2
Patrick Thoresen	2006-07	5	1	5	6	+5	4
Billy Tibbetts	2000-02	62	27	41	68	-7	378
Freddie Tiffels	2017-18	12	2	1	3	+1	2
Jarred Tinordi	2017-18	62	5	16	21	+19	86
Ryan Tobler	2003-04	12	0	1	1	-4	34
Dustin Tokarski	2019-20/2022-23	44	0	2	2	--	26
Zach Torquato	2013-15	30	3	6	9	+2	37
Zach Trotman	2017-21	108	12	26	38	+18	83

## U

Dominik Uher	2012-16	236	29	41	70	+19	216
--------------	---------	-----	----	----	----	-----	-----



PLAYER	YEARS	GP	G	A	PTS	+/-	PIM
<b>V</b>							
Boris Valábik	2011-12	3	0	0	0	-4	7
Mike Valley	2002-03	10	0	0	0	--	2
Ryan VandenBussche	2004-05	23	4	7	11	+1	67
Peter Vandermeer	1999-00	4	0	0	0	-3	7
Phil Varone	2019-20	6	0	5	5	-8	6
Keven Veilleux	2010-13	79	14	25	39	+15	141
Tim Verbeek	2005-06	2	0	1	1	+1	4
Darcy Verot	1999-02	172	21	30	51	-25	830
Terry Virtue	2005-06	4	0	1	1	-5	4
Joe Vitale	2009-11	139	17	49	66	+19	136
Tomáš Vokoun	2013-14	2	0	0	0	--	0
<b>W</b>							
Steve Wagner	2009-11	89	6	29	35	+16	53
Tim Wallace	2006-11	304	75	62	123	+40	294
Geoff Walker	2010-12	138	29	45	74	+21	216
Brendan Walsh	2001-02	29	2	2	4	-2	184
David Warsofsky	2015-17/19-20	126	28	58	86	-1	87
Patrick Watling	2021-22	3	1	0	1	+1	0
Steve Webb	2003-04	30	4	7	11	+1	48
Noah Welch	2005-07	104	14	36	50	+23	123
David Weninger	1999-00	21	0	1	1	--	0
Ryan Whitney	2004-06/08-09	90	11	45	56	-6	109
Chris Wideman	2018-19	3	0	2	2	-2	7
Cody Wild	2011-13	65	1	7	8	+5	44
Jason Williams	2011-12	59	13	29	42	+2	32
Garrett Wilson	2016-19	146	36	55	91	+27	291
Mike Wilson	2001-03	91	7	14	21	-4	148
Scott Wilson	2013-16	90	41	36	77	+18	49
Andy Wozniewski	2008-09	18	2	2	4	-1	26
Tyler Wright	1999-00	25	5	15	20	-1	86
Cody Wydo	2016-18	12	2	1	3	+2	4
<b>X</b>							
<b>Y</b>							
Trevor Yates	2018-19	4	0	0	0	E	0
Mike Yeo	1999-00	19	1	3	4	-16	4
Brian Young	2006-07	10	0	1	1	+3	2
<b>Z</b>							
Jeff Zatkoff	2012-13/14-15	86	0	1	1	--	0
Alexander Zevakhin	2000-03	164	25	29	54	-24	47
Dylan Zink	2016-18	8	0	1	1	-1	2
Anton Zlobin	2013-16	64	11	13	24	+11	18
Radim Zohorna	2020-22	51	15	17	32	-9	14
Harry Zolnierczyk	2013-14	57	18	18	36	+9	75

# GOALTENDERS

















## ALL-TIME STATISTICS

PLAYER	YEARS	GP	Min.	W-L-T/OTL	GA	SVs	GAA	SV%	SO
Jean-Sébastien Aubin	1999-00/02-04	40	2127:39	14-19-3	99	977	2.79	.908	3
Ryan Bach	1999-00	28	1589:39	8-18-2	100	815	3.77	.891	0
Adam Berkhoel	2008-10	35	2038:00	19-14-2	89	865	2.75	.907	1
Joel Blomqvist	2021-23	2	118:33	0-2-0	6	48	3.04	.889	0
Nick Boucher	2003-04	6	204:51	1-0-1	7	84	2.05	.923	0
Brett Brochu	2020-21	1	60:00	0-1-0	5	31	5.00	.861	0
Martin Brochu	2003-04	15	730:30	4-9-1	31	299	2.55	.906	1
David Brown	2007-09	23	1247:45	11-9-1	54	498	3.14	.902	0
Doug Carr	2016-17	2	80:00	1-0-0	4	35	3.00	.897	0
Sébastien Caron	2003-04/05-06	123	7146:40	48-56-16	356	3313	2.99	.901	10
Andy Chiodo	2003-06	72	4076:56	31-30-5	172	1663	2.53	.906	7
Ty Conklin	2007-08	18	1057:49	11-7-0	39	445	2.21	.919	2
John Curry	2007-11	177	10234:11	103-59-6	424	4142	2.49	.907	10
Alex D'Orio	2018-19/20-22	34	1998:28	13-14-5	91	406	2.73	.899	1
Casey DeSmith	2015-18/19-20	103	5960:48	57-33-8	254	2662	2.56	.913	6
Louis Domingue	2021-22	22	1292:10	10-9-2	52	635	2.41	.924	0
Jeff Drouin-Deslauriers	2006-07/13-14	80	4370:41	42-27-6	184	1692	2.53	.902	5
Devan Dubnyk	2006-07	4	203:59	2-1-0	10	59	2.94	.855	0
Marc-André Fleury	2004-06/07-08	71	3943:09	39-23-4	153	1592	2.32	.912	5
Brian Foster	2015-16	9	461:42	3-3-1	27	162	3.51	.857	1
Taylor Gauthier	2022-23	20	1109:02	8-3-6	50	488	2.71	.907	0
Karl Goehring	2007-08	2	85:07	0-1-0	3	30	2.11	.909	0
Eric Hartzell	2013-15	27	1357:00	12-8-1	57	512	2.52	.900	3
Craig Hillier	1999-00	11	520:27	1-6-2	36	241	4.15	.870	0
Tristan Jarry	2015-19	141	8403:44	77-48-15	357	3821	2.55	.915	9
Matt Jurusik	2021-22	2	120:00	1-1-0	4	50	2.00	.926	1
Patrick Killeen	2010-12	7	284:45	2-2-0	15	94	3.16	.862	0
Max Lagacé	2020-21	9	548:11	4-3-2	21	205	2.30	.907	0
Joel Laing	2000-01	16	864:20	5-8-1	47	433	3.26	.904	0
Emil Larmi	2019-21	9	795:24	3-7-5	53	353	4.00	.869	0
Michael Leighton	2017-18	6	382:39	5-0-0	17	178	3.05	.913	0
Filip Lindberg	2021-23	26	1367:39	10-13-1	69	630	3.03	.901	0
Peter Mannino	2013-14	18	1035:31	11-4-1	27	372	1.56	.932	4
Sean Maguire	2015-18	6	264:59	2-1-1	11	111	2.49	.901	0
Étienne Marcoux	2017-18	2	114:28	1-1-0	4	36	2.10	.900	0
Tyler Moss	1999-00	4	187:37	1-1-1	11	94	3.52	.900	0
Scott Munroe	2011-12	38	2023:49	19-10-3	85	826	2.52	.910	5
Matt Murray	2013-16	72	4208:16	45-20-1	127	1859	1.89	.930	16
John Muse	2018-19	10	560:28	6-4-0	28	270	3.00	.906	2
Tommy Nappier	2020-23	29	1625:39	14-13-2	83	683	2.97	.892	1
Matt O'Connor	2018-19	2	79:41	1-0-0	3	40	2.26	.930	0
Franky Palazzese	2015-16	1	22:21	1-0-0	0	4	0.00	1.000	0
Rich Parent	2000-01	35	2042:57	17-12-5	80	951	2.35	.922	2
Andrew Penner	2006-07	28	1610:12	18-7-1	78	639	2.91	.891	3
Anthony Peters	2017-19	43	2427:41	18-17-5	120	1069	2.96	.899	2
Dany Sabourin	2004-06	69	3972:47	38-22-6	149	1760	2.25	.922	5
Mark Scally	2000-01	1	6:07	0-0-0	3	2	29.43	.400	0
Nolan Schaefer	2006-07	15	804:04	9-5-0	30	320	2.24	.914	1

## GOALTENDERS ALL-TIME STATISTICS continued...

PLAYER	YEARS	GP	Min.	W-L-T/OTL	GA	SVs	GAA	SV%	SO
Garth Snow	2000-01	3	17:54	2-1-0	7	80	2.36	.920	0
Shane Starrett	2020-21	4	218:12	1-0-2	13	75	3.57	.852	0
Colin Stevens	2017-18	1	62:51	1-0-0	4	29	3.82	.879	0
Robbie Tallas	2001-03	71	5362:50	20-36-8	225	2021	2.51	.900	0
Brad Thiessen	2009-13	149	8443:34	88-49-6	344	3337	2.37	.907	17
Dustin Tokarski	2019-20/22-23	54	3032:57	21-21-9	125	1325	2.47	.914	2
Mike Valley	2002-03	10	578:53	2-6-2	29	275	3.01	.905	1
Tomáš Vokoun	2013-14	2	124:34	1-1-0	5	41	2.41	.891	0
David Weninger	1999-00	25	1277:29	6-9-3	76	553	3.57	.879	0
Jeff Zatkoff	2012-13/14-15	86	4954:19	44-34-4	178	1926	2.16	.915	8

# PENGUINS PLAYERS BY NATIONALITY

CANADA  278 Players	UNITED STATES  182 Players	SWEDEN  15 Players
FINLAND  14 Players	CZECHIA  13 Players	RUSSIA  7 Players
SLOVAKIA  6 Players	GERMANY  4 Players	FRANCE  2 Players
LATVIA  2 Players	NORWAY  2 Players	BELARUS  1 Player
GREAT BRITAIN  1 Player	HUNGARY  1 Player	ITALY  1 Player
JAPAN  1 Player	KAZAKHSTAN  1 Player	NETHERLANDS  1 Player
SLOVENIA  1 Player	SOUTH KOREA  1 Player	UKRAINE  1 Player

# ALL-TIME SWEATER NUMBERS

<b>1</b>	Mark Scally, Robbie Tallas, Andy Franck, Nolan Schaefer, John Curry, Curtis Darling, Brad Theissen, Patrick Killeen, Scott Darling, Casey DeSmith, Matt O'Connor	<b>9</b>	Josef Melichar, Matt Hussey, Colby Armstrong, Connor James, Konstantin Pushkarev, Drew Fata, Alex Grant, Brian Gibbons, Jean-Sébastien Dea, Jake Lucchini, Radim Zohorna
<b>2</b>	Jean-Paul Tessier, Chris Bogas, Brooks Orpik, Rob Scuderi, Andy Schneider, Terry Virtue, Ryan Lannon, Jean-Philippe Côté, Nate Guenin, Corey Potter, Boris Valábik, Dylan Reese, Peter Merth, Harrison Ruopp, Chad Ruhwedel, Jeff Taylor, Dylan MacPherson	<b>10</b>	Billy Tibbetts, Mark Moore, Zenon Konopka, Micki DuPont, Kris Beech, Stephen Dixon, Mark Letestu, Paul Thompson, Ben Street, Mark Eaton, Reid McNeill, Nick Drazenovic, John McCarron, Stuart Percy, Troy Josephs, Trevor Yates, Jon Lizotte, Joseph Blandisi, Drew O'Connor
<b>3</b>	Justin Harney, David Kočí, Bert Robertson, Bryan Young, Paul Bissonnette, Joey Mormina, Lane Caffaro, Reid McNeill, Andrey Pedan, Tim Erixon, John Nyberg, Adam Smith, Jack St. Ivany	<b>11</b>	Alexei Kolkunov, Jan Fadrný, Brendan Walsh, Alexandre Daigle, Ryan Tobler, Pascal Morency, Tim Verbeek, Rico Fata, Krys Kolanos, Tyler Kennedy, Reid Cashman, Zach Sill, Kevin Porter, Jarrett Burton, Daniel Sprong, Jimmy Hayes, Oula Palve, Riley Barber, Frédéric Gaudreau
<b>4</b>	Chris Kelleher, Rob Scuderi, Brooks Orpik, Alexandre Rouleau, T.J. Reynolds, Ondřej Němec, Curtiss Patrick, Grant McNeill, Jon D'Aversa, Carl Sneepe, Peter Merth, Brendan Mikkelson, Taylor Chorney, Tim Erixon, Zach Trotman, Taylor Fedun	<b>12</b>	Martin Sonnenberg, Ryan Malone, Steve Webb, Ben Eaves, Patrick Thoresen, Ryan Glenn, Jason Deitsch, Mark Ardelan, Jordan Morrison, Alex Grant, Brett Sterling, Jayson Megna, Chuck Kobasew, Bryan Rust, Cody Wydo, Zach Aston-Reese, Brandon Hawkins, Matt Bartkowski
<b>5</b>	Andrew Ference, Darcy Robinson, Noah Welch, Mark Letestu, Deryk Engelland, Philip Samuelsson, Sean Escobedo, David Warsofsky, Niclas Almari, Kevin Spinozzi, Chris Ortiz	<b>13</b>	Casey Harris, Jim Leger, Daniel Carcillo, Alex Goligoski, T.J. Fox, Colin McDonald, Beau Bennett, Patrick McGrath, Jan Drozg, Jami Krannila
<b>6</b>	Kurtis Drummond, Chris Slater, Mark Moore, Ross Lupaschuk, Mike Wilson, Drew Fata, Ryan Whitney, Andy Schneider, Tom Gilbert, Ben Lovejoy, Viktor Ekblom, Cody Wild, Scott Harrington, Ethan Prow, Billy Sweezey, Chris Bigras, Adam Smith	<b>14</b>	Milan Kraft, Jan Fadrný, Scott Swanson, Shane Endicott, Wade Brookbank, Tim Sestito, Chris Minard, Chris Lee, Chris Collins, Devin DiDiomete, Tom Kühnhackl, Paul Crowder, Christiaan Minella, Teddy Blueger, Greg McKeeg, Cam Brown, Chad Ruhwedel, Joseph Blandisi, Justin Almeida, Jordan Frasca
<b>7</b>	Tom O'Connor, Peter Vandermeer, Darcy Vero, Andrew Ference, Michel Ouellet, Robert Nilsson, Nathan Smith, Bill Thomas, Brian Strait, Joe Morrow, Chris Barton, Harry Zolnierczyk, Alex Boak, Danny Kristo, Nick Sorkin, Kevin Czuczman, Mitch Reinke	<b>15</b>	Dylan Gyori, Alexander Zevakhin, Cam Paddock, Jason Jeffrey, Ed McGrane, Kenny Corupe, Joe Jensen, Ronald Petrovický, Dave Gove, Wade Brookbank, Robert Bortuzzo, Zack Torquato, Cody Sylvester, Beau Bennett, Scott Wilson, Josh Archibald, Sam Lafferty, Jordy Bellerive, Colin Swoyer
<b>8</b>	Dennis Bonvie, Mike Yeo, Ross Lupaschuk, Daniel Fernholm, Alexei Mikhnov, Reagan Rome, Jon Awe, Tim Brent, T.J. Kemp, Andy Wozniewski, Robert Bortuzzo, Andrew Hutchinson, Nick Petersen, Brian Dumoulin, Will O'Neill, Brett Stern, Kevin Spinozzi, Michael Kim, Will Rielly, Jagger Joshua		

## ALL-TIME SWEATER NUMBERS continued...


<b>16</b>	Kris Beech, Jean-François Dufour, Greg Pankewicz, Erik Christensen, Ned Havern, Alex Goligoski, Ryan Whitney, Casey Pierro-Zabotel, Mitch Ganzek, Andrew Orpik, Brandon DeFazio, Cody Chupp, Derek Nesbitt, Mike Carman, Matia Marcantuoni, Dustin Jeffrey, Thomas Di Pauli, Matt Alfaro, Brooklyn Kalmikov	<b>25</b>	Tom Kostopoulos, Jean-Philippe Soucy, Brian Gaffney, Tomáš Surov, Micki DuPont, Janne Pesonen, Eric Tangradi, Andrew Ebbett, Tom Sestito, Tobias Lindberg, Chris Wideman, Niclas Almari
<b>17</b>	Mike Pomichter, Mark Murphy, Alexander Zevakhin, Bobby Russell, Guillaume Lefebvre, Kurtis McLean, Luca Caputi, Geoff Walker, Paul Thompson, Carter Rowney, Cody Wydo, Anthony Angello, Raivis Ansons	<b>26</b>	John Slaney, Ryan Lannon, Marc-Antoine Pouliot, Jean-Michel Daoust, Joe Vitale, Cal O'Reilly, Riley Holzapfel, Dominik Uher, Adam Krause, Christian Thomas, Dan Fick, Christopher Brown, Andrew Agozzino, Zach Nastasiuk, Michael Chaput, Justin Addamo
<b>18</b>	Boris Protsenko, Shane Endicott, Jonathan Filewich, Joe Vitale, Jesse Boulerice, Jason Williams, Dominik Uher, Anton Zlobin, Gage Quinney, Sam Lafferty, Josh Currie, Nick Hutchison, Drake Caggiula	<b>27</b>	Dennis Bonvie, Franois Leroux, Patrick Boileau, Drew Fata
<b>19</b>	Dylan Gyori, Toby Petersen, Ramzi Abid, Ryan Whitney, Kyle Brodziak, Luca Caputi, Wyatt Smith, Bryan Lerg, Philippe Dupuis, Jayson Megna, Adam Krause, Garrett Wilson, Stefan Noesen, Jordan Nolan, Alex Nylander	<b>28</b>	Pavel Skrbek, Michal Rozsval, Konstantin Koltsov, Ben Blais, Pauli Levokari, Matt Hussey, Wade Skolney, Nick Johnson, Adam Payerl, Steve Oleksy, Frank Corrado, Dylan Zink, Ben Sexton, Christopher Brown, Cam Lee, Tyler Sikura
<b>20</b>	Joel Laing, Colby Armstrong, Mike Sgroi, Paul Bissonnette, Jean-Franois Jacques, Steve Wagner, Alex Grant, Carter Rowney, Dustin Stevenson, Danny Syvret, Ty Loney, Jarrett Burton, Cole Cassels, Kasper Björkqvist, Lukas Svejtkovsky	<b>29</b>	Tyler Wright, Tom Kostopoulos, Marc-Andr Fleury, Tyler Spurgeon
<b>21</b>	Valentin Morozov, Michal Sivek, Maxime Talbot, Chris Blight, Dustin Jeffrey, Benn Ferriero, Chris Collins, Nick D'Agostino, Kael Mouillierat, Sahir Gill, Reid Gardiner, Stefan Elliott, Ryan Scarfo, Luke Stevens, Patrick Watling, Corey Andonovski	<b>30</b>	Mike Parson, Jean-Sbastien Aubin, Kris Wells, Jim Dinneen, Michel Larocque, Garth Snow, Mark Scally, Mike Valley, Martin Brochu, David Brown, Matt Murray, Anthony Peters, Brett Brochu, Matt Jurusik, Joel Blomqvist
<b>22</b>	Sven Butenschn, Chris Bogas, Michal Sivek, John Jakopin, Matt Murley, Cam Paddock, Matt Carkner, Jeff Taffe, Ryan Craig, Harrison Ruopp, Ryan Parent, Tyler Biggs, Frank Corrado, Dane Birks, Joseph Cramarossa, Phil Varone, Sam Poulin	<b>31</b>	Craig Hillier, Ryan Bach, Tyler Moss, Rich Parent, Sbastien Caron, Andrew Penner, Eric Hartzell, Doug Carr, Sean Maguire, Anthony Peters, Max Lagac, Filip Lindberg
<b>23</b>	Brendan Buckley, Ray DiLauro, Alexandre Rouleau, Ryan Stone, Lane Caffaro, Chris Conner, Andy Bathgate, Matt Rust, Trevor Smith, Scott Wilson, Teddy Blueger, Jamie Devane	<b>32</b>	Alexandre Mathieu, Dave Karpa, J.C. Ruid, Alain Nasreddine, Bryan Ewing, David Marshall, Kevin Schulze, Lukas Bengtsson, Cdric Lacroix, Justin Lee
<b>24</b>	Louis Bdard, Steve Leach, Jason McDonald, Marquis Mathieu, Kenny Corupe, rpd Mihly, Tim Wallace, Brandon DeFazio, Bobby Farnham, Sahir Gill, Cameron Gaunce, Jarred Tinordi, Ryan Horvat, Macoy Erkamps, Josh Maniscalco	<b>33</b>	Steve Parsons, Justin Harney, Shaun Peet, Peter Ratchuk, Guillaume Lefebvre, Reid Simpson, Lasse Pirjet, Drew Fata, Eric Cairns, Kyle Rank, Tommy Goebel, Steve MacIntyre, Sahir Gill, Brian Foster, Alex D'Orio, Taylor Gauthier
		<b>34</b>	Robbie Tallas, Aaron Boogaard, Peter Merth, Pierre-Luc Ltourneau-Leblond, Dylan Zink, Chase Berger, Nathan Lgar

## ALL-TIME SWEATER NUMBERS continued..

<b>35</b>	David Weninger, Mark Gowan, Jim Dineen, Craig Hillier, Sébastien Caron, Dany Sabourin, Devan Dubnyk, Ty Conklin, Adam Berkhoel, Tristan Jarry, Étienne Marcoux	<b>45</b>	Alexandre Picard, Ryan Parent, Troy Josephs, Kevin Schulze, Yushiroh Hirano
<b>36</b>	Jeff Pietrasiak, Aaron Boogaard, John Curry, Bryan Rust, Clark Seymour, Jan Drozg, Linus Ölund, Brandon Hawkins, Félix Robert	<b>46</b>	Reid Gardiner, Zach Aston-Reese, Freddie Tiffels, Dane Birks, Myles Powell
<b>37</b>	Greg Crozier, Jesse Cook, Ryan VandenBussche, Petr Tatiček, Árpád Mihály, Ryan Bayda, Paul Thompson, Jeff Zatkoff, Franky Palazzese, Christian Hilbrich, Josh Jooris, Sam Miletic, Tommy Nappier	<b>47</b>	Chris Thorburn, Simon Després, Adam Johnson, Nick Schilkey, Sam Houde
<b>38</b>	Sébastien Caron, Jean-Sébastien Aubin, Nick Boucher, Marc-André Fleury, Kurtis McLean, Adam Henrich, Ryan Schnell, Jeff Drouin-Deslauriers, Paul Cianfrini, Niclas Andersén, Thomas Di Pauli, Derek Grant, Andreas Martinsen, Tommy Nappier, Clayton Phillips, Owen Pickering	<b>48</b>	Kyle Rossiter, Anthony Angello, Jan Drozg, Michael Kim, Valtteri Puustinen
<b>39</b>	Sean Collins, Brad Thiessen, Peter Mannino, Steven Shamanski, Daniel Sprong, Ryan Haggerty, Kyle Olson	<b>49</b>	Dominik Simon, Michael Leighton, Blake Siebenaler, Kevin Roy, Ty Glover
<b>40</b>	Andy Chiodo, Jeff Drouin-Deslauriers, Karl Goehring, Nick Petersen, Matt Murray, Oskar Sundqvist, John Muse, Dustin Tokarski, Shane Starrett, Dustin Tokarski	<b>50</b>	Sean Maguire, Colin Stevens, Juuso Riikola, Matt Miller
<b>41</b>	Richard Lintner, Sébastien Caron, Joey Haddad, Dan Henningson, Chris Barton, Barry Goers, Peter DiLiberatore	<b>51</b>	Derrick Pouliot, Dominik Simon, Filip Hållander
<b>42</b>	Ben Street, Andrew Hotham, Chad Kolarik, Josh Archibald, C.J. Severyn, Kasper Kapanen, Zack Torquato, Matthias Plachta, Ryan Segalla, Joseph Cramarossa, Matt Abt, Matt Foley, Colin Swoyer, Ty Smith	<b>52</b>	Niko Dimotrakos, Matia Marcantuoni, Mark Friedman
<b>43</b>	Tyler Murovich, Scott Munroe, Warren Peters, Conor Sheary, Calen Addison, Andrew Nielsen	<b>53</b>	Sean Josling
<b>44</b>	Trent Cull, Steve Parsons, Brooks Orpik, Rob Schremp, Danny Richmond, Keven Veilleux, Denver Manderson, Jean-Sébastien Dea, Adam Clendening, Derek Army, Jake Guentzel, Cam Brown, Jonathan Gruden	<b>54</b>	Lukas Bengtsson, Michael Joly, Max Newton
		<b>55</b>	Jason DeSantis, Chris Summers, Jon Lizotte, Pascal Laberge
		<b>57</b>	Pierre-Olivier Joseph

## ALL-TIME SWEATER NUMBERS continued...

<b>58</b>	Kris Letang, Graham Knott	<b>70</b>	Louis Domingue
<b>59</b>	Róbert Döme, Tim Schaller, Ty Glover	<b>71</b>	Mario Larocque, Konstantin Koltsov
<b>60</b>	Emil Larmi	<b>72</b>	Éric Meloche
<b>61</b>	Xavier Ouellet	<b>81</b>	Miroslav Šatan
		<b>92</b>	Tomáš Vokoun







# HEAD COACHES

NAME	TENURE	GP	W	L	T	OTL	SOL	PTS	PCT.
Glenn Patrick	6/1/99 to 7/15/03	320	115	152	38	15	-	283	.442
Michel Therrien	7/15/03 to 12/15/05	185	94	56	10	17	8	223	.603
Rick Kehoe <sup>!</sup>	12/15/05 to 12/19/05	3	2	1	-	0	0	4	.667
Joe Mullen	12/15/05 to 6/14/06	55	30	17	-	3	5	68	.618
Todd Richards	8/3/06 to 7/12/08	160	98	49	-	5	8	209	.653
Dan Bylsma	8/4/08 to 2/15/09	54	35	16	-	1	2	73	.676
Todd Reirden	2/18/09 to 7/31/10	106	55	43	-	4	4	118	.557
John Hynes	7/31/10 to 6/02/15	384	231	126	-	10	17	489	.637
Mike Sullivan	6/18/15 to 12/12/15	23	18	5	-	0	0	36	.783
Jay Leach <sup>!</sup>	12/12/15 to 12/22/15	4	3	0	-	0	1	7	.875
Clark Donatelli	12/22/15 to 6/28/19	277	154	95	-	19	9	336	.606
Mike Vellucci	6/28/19 to 9/2/20	63	29	26	-	3	5	66	.524
J.D. Forrest	9/11/20 to Present	180	74	78	-	16	12	176	.488

(Starting in 2005-06, ties were eliminated. Wins include overtime victories and shootout wins.)

<sup>!</sup> = held head coaching position on an interim basis



# COACHES YEARLY

YEAR	COACH	GP	W	L	T	OTL	SOL	PTS	GF	GA	PCT.
<b>1999-00</b>	<b>Glenn Patrick</b>	<b>80</b>	<b>23</b>	<b>43</b>	<b>9</b>	<b>5</b>	<b>-</b>	<b>60</b>	<b>236</b>	<b>306</b>	<b>.375</b>
	Home	40	16	17	5	2	-	39	131	140	.488
	Road	40	7	26	4	3	-	21	105	166	.263

Fifth in Empire Division – 18th of 19 teams – Did not make playoffs

<b>2000-01</b>	<b>Glenn Patrick</b>	<b>80</b>	<b>36</b>	<b>33</b>	<b>9</b>	<b>2</b>	<b>-</b>	<b>83</b>	<b>252</b>	<b>248</b>	<b>.519</b>
	Home	40	20	14	5	1	-	46	137	120	.575
	Road	40	16	19	4	1	-	37	115	128	.463

Second in Mid-Atlantic Division – 10<sup>th</sup> of 20 teams

Defeated Syracuse, 3-2, in Division Semifinals; Defeated Philadelphia, 4-2, in Division Finals; Defeated Hershey, 4-0, in Conference Finals; Lost to Saint John, 4-2, in Calder Cup Final

<b>2001-02</b>	<b>Glenn Patrick</b>	<b>80</b>	<b>20</b>	<b>44</b>	<b>13</b>	<b>3</b>	<b>-</b>	<b>56</b>	<b>201</b>	<b>274</b>	<b>.350</b>
	Home	40	14	18	7	1	-	36	113	135	.450
	Road	40	6	26	6	2	-	20	88	139	.250

Fourth in South Division – 26th of 27 teams – Did not make playoffs

<b>2002-03</b>	<b>Glenn Patrick</b>	<b>80</b>	<b>36</b>	<b>32</b>	<b>7</b>	<b>5</b>	<b>-</b>	<b>84</b>	<b>245</b>	<b>248</b>	<b>.525</b>
	Home	40	21	15	2	2	-	46	131	115	.575
	Road	40	15	17	5	3	-	38	114	133	.475

Third in South Division – 17th of 28 teams

Defeated Utah, 2-0, in Preliminary Round; Lost to Grand Rapids, 3-1, in Conference Semifinals

<b>2003-04</b>	<b>Michel Therrien</b>	<b>80</b>	<b>34</b>	<b>28</b>	<b>10</b>	<b>8</b>	<b>-</b>	<b>86</b>	<b>197</b>	<b>197</b>	<b>.538</b>
	Home	40	19	14	5	2	-	45	108	101	.563
	Road	40	15	14	5	6	-	41	89	96	.513

Third in East Division – 14th of 28 teams

Defeated Bridgeport, 4-3, in Division Semifinals; Defeated Philadelphia, 4-2, in Division Finals; Defeated Hartford, 4-3, in Conference Finals; Lost to Milwaukee, 4-0, in Calder Cup Final

<b>2004-05</b>	<b>Michel Therrien</b>	<b>80</b>	<b>39</b>	<b>37</b>	<b>-</b>	<b>7</b>	<b>7</b>	<b>92</b>	<b>227</b>	<b>219</b>	<b>.575</b>
	Home	40	23	12	-	2	3	51	125	100	.638
	Road	40	16	15	-	5	4	41	102	119	.513

Fourth in East Division – 14th of 28 teams

Defeated Binghamton, 4-2, in Division Semifinals; Lost to Philadelphia, 4-1, in Division Finals

<b>2005-06</b>	<b>TOTAL</b>	<b>80</b>	<b>51</b>	<b>18</b>	<b>-</b>	<b>5</b>	<b>6</b>	<b>113</b>	<b>249</b>	<b>178</b>	<b>.706</b>
	<b>Michel Therrien</b>	25	21	1	-	2	1	45	102	49	.900
	<b>Rick Kehoe/Joe Mullen</b>	3	2	1	-	0	0	4	6	3	.667
	<b>Joe Mullen</b>	52	28	16	-	3	5	64	141	127	.615
	Home	40	28	8	-	2	2	60	133	85	.750
	Road	40	23	10	-	3	4	53	116	93	.700

Michel Therrien promoted to head coach of Pittsburgh on Dec. 15, 2005. Rick Kehoe and Joe Mullen named as co-head coaches to replace Therrien. Mullen assumed sole head coaching duties on Dec. 19. First in East Division – 3rd of 27 teams

Defeated Bridgeport, 4-3, Division Semifinals; Lost to Hershey, 4-0, in Division Finals

*continued on next page...*

## COACHES YEARLY continued...

YEAR	COACH	GP	W	L	T	OTL	SOL	PTS	GF	GA	PCT.
<b>2006-07</b>	<b>Todd Richards</b>	<b>80</b>	<b>51</b>	<b>23</b>	<b>-</b>	<b>2</b>	<b>4</b>	<b>108</b>	<b>276</b>	<b>221</b>	<b>.675</b>
	Home	40	28	11	-	1	0	57	157	103	.713
	Road	40	23	12	-	1	4	51	119	118	.637

Second in East Division – 3rd of 29 teams

Defeated Norfolk, 4-2, in Division Semifinals; Lost to Hershey, 4-1, in Division Finals

<b>2007-08</b>	<b>Todd Richards</b>	<b>80</b>	<b>47</b>	<b>26</b>	<b>-</b>	<b>3</b>	<b>4</b>	<b>101</b>	<b>223</b>	<b>187</b>	<b>.631</b>
	Home	40	22	13	-	3	2	49	115	96	.613
	Road	40	25	13	-	0	2	52	108	91	.650

First in East Division - 5th of 29 teams

Defeated Hershey, 4-1, in Division Semifinals; Defeated Philadelphia, 4-1, in Division Finals; Defeated Portland, 4-3, in Conference Finals; Lost to Chicago, 4-2, in Calder Cup Final

<b>2008-09</b>	<b>TOTAL</b>	<b>80</b>	<b>49</b>	<b>25</b>	<b>-</b>	<b>3</b>	<b>3</b>	<b>104</b>	<b>274</b>	<b>212</b>	<b>.650</b>
	<b>Dan Bylsma</b>	54	35	16	-	1	2	73	194	144	.676
	<b>Todd Reirden</b>	26	14	9	-	2	1	31	80	68	.596
	Home	40	27	8	-	2	3	59	144	106	.738
	Road	40	22	12	-	1	0	45	130	106	.563

Dan Bylsma promoted to head coach of Pittsburgh on Feb. 15, 2009. Third in East Division – 5th of 29 teams

Defeated Bridgeport, 4-1, in Division Semifinals; Lost to Hershey, 4-3, in Division Finals

<b>2009-10</b>	<b>Todd Reirden</b>	<b>80</b>	<b>41</b>	<b>34</b>	<b>-</b>	<b>2</b>	<b>3</b>	<b>87</b>	<b>239</b>	<b>229</b>	<b>.544</b>
	Home	40	27	12	-	0	1	55	141	104	.688
	Road	40	14	22	-	2	2	32	98	125	.400

Third in East Division – 15th of 29 teams

Lost to Albany, 4-0, in Division Semifinal

<b>2010-11</b>	<b>John Hynes</b>	<b>80</b>	<b>58</b>	<b>21</b>	<b>-</b>	<b>0</b>	<b>1</b>	<b>117</b>	<b>261</b>	<b>183</b>	<b>.731</b>
	Home	40	30	10	-	0	0	60	137	98	.750
	Road	40	28	11	-	0	1	57	124	85	.713

First in East Division – 1st out of 30 teams

Defeated Norfolk, 4-2, in Division Semifinals; Lost to Charlotte, 4-2, in Division Finals

<b>2011-12</b>	<b>John Hynes</b>	<b>76</b>	<b>44</b>	<b>25</b>	<b>-</b>	<b>2</b>	<b>5</b>	<b>95</b>	<b>235</b>	<b>215</b>	<b>.625</b>
	Home	38	18	16	-	2	2	40	111	112	.526
	Road	38	26	9	-	0	3	55	124	103	.724

Second in East Division – 4th of 30 teams

Defeated Hershey, 3-2, in Conference Quarterfinals; Lost to St. John's, 4-3, in Conference Semifinals

<b>2012-13</b>	<b>John Hynes</b>	<b>76</b>	<b>42</b>	<b>30</b>	<b>-</b>	<b>2</b>	<b>2</b>	<b>88</b>	<b>185</b>	<b>178</b>	<b>.579</b>
	Home	38	19	15	-	2	2	42	86	86	.553
	Road	38	23	15	-	0	0	46	99	92	.605

Third in East Division – 13th of 30 teams

Defeated Binghamton, 3-0, in Conference Quarterfinals; Defeated Providence, 4-3, in Conference Semifinals; Lost to Syracuse, 4-1, in Conference Finals

*continued on next page...*

## COACHES YEARLY continued...

YEAR	COACH	GP	W	L	T	OTL	SOL	PTS	GF	GA	PCT.
<b>2013-14</b>	<b>John Hynes</b>	<b>76</b>	<b>42</b>	<b>26</b>	<b>-</b>	<b>3</b>	<b>5</b>	<b>92</b>	<b>206</b>	<b>185</b>	<b>.605</b>
	Home	38	21	14	-	1	2	45	106	85	.592
	Road	38	21	12	-	2	3	47	100	100	.618

Second in East Division – 11th of 30 teams

Defeated Binghamton, 3-1, in Conference Quarterfinals; Defeated Providence, 4-3, in Conference Semifinals; Lost to St. John's, 4-2, in Conference Finals

<b>2014-15</b>	<b>John Hynes</b>	<b>76</b>	<b>45</b>	<b>24</b>	<b>-</b>	<b>3</b>	<b>4</b>	<b>97</b>	<b>212</b>	<b>163</b>	<b>.638</b>
	Home	38	23	14	-	0	1	47	105	85	.618
	Road	38	22	10	-	3	3	50	107	78	.658

Second in East Division – 7th of 30 teams

Defeated Syracuse, 3-0, in Conference Quarterfinals; Lost to Manchester, 4-1, in Conference Semifinals

<b>2015-16</b>	<b>TOTAL</b>	<b>76</b>	<b>43</b>	<b>27</b>	<b>-</b>	<b>4</b>	<b>2</b>	<b>91</b>	<b>230</b>	<b>203</b>	<b>.599</b>
	<b>Mike Sullivan</b>	23	18	5	-	0	0	36	112	50	.782
	<b>Jay Leach</b>	4	3	0	-	0	1	7	13	4	.875
	<b>Clark Donatelli</b>	49	22	23	-	3	1	48	105	149	.490
	Home	38	20	15	-	2	1	43	116	102	.566
	Road	38	23	12	-	2	1	48	114	101	.632

Mike Sullivan promoted to head coach of Pittsburgh on Dec. 12, 2015. Third in Atlantic Division – 10th of 30 teams

Defeated Providence, 3-0, in Division Semifinals; Lost to Hershey, 4-3, in Division Finals

<b>2016-17</b>	<b>Clark Donatelli</b>	<b>76</b>	<b>51</b>	<b>20</b>	<b>-</b>	<b>3</b>	<b>2</b>	<b>107</b>	<b>247</b>	<b>170</b>	<b>.704</b>
	Home	38	27	9	-	0	2	56	128	81	.737
	Road	38	24	11	-	3	0	51	119	89	.671

First in Atlantic Division – 1st of 30 teams

Lost to Providence, 3-2, in Division Semifinals

<b>2017-18</b>	<b>Clark Donatelli</b>	<b>76</b>	<b>45</b>	<b>22</b>	<b>-</b>	<b>6</b>	<b>3</b>	<b>99</b>	<b>252</b>	<b>223</b>	<b>.651</b>
	Home	38	26	10	-	1	1	54	144	106	.711
	Road	38	19	12	-	5	2	45	108	117	.592

Second in Atlantic Division – 5th of 30 teams

Lost to Charlotte, 3-0, in Division Semifinals

<b>2018-19</b>	<b>Clark Donatelli</b>	<b>76</b>	<b>36</b>	<b>30</b>	<b>-</b>	<b>7</b>	<b>3</b>	<b>82</b>	<b>232</b>	<b>228</b>	<b>.539</b>
	Home	38	17	18	-	2	1	37	107	109	.487
	Road	38	19	12	-	5	2	45	125	119	.592

Sixth in Atlantic Division – 22nd of 31 teams – Did not make playoffs

<b>2019-20</b>	<b>Mike Vellucci</b>	<b>63</b>	<b>29</b>	<b>26</b>	<b>-</b>	<b>3</b>	<b>5</b>	<b>66</b>	<b>164</b>	<b>193</b>	<b>.524</b>
	Home	31	15	12	-	1	3	34	83	90	.548
	Road	32	14	14	-	2	2	32	81	103	.500

Sixth in Atlantic Division – 19th of 31 teams – Season ended prematurely due to COVID-19 pandemic

*continued on next page...*

## COACHES YEARLY continued...

YEAR	COACH	GP	W	L	T	OTL	SOL	PTS	GF	GA	PCT.
<b>2020-21</b>	<b>J.D. Forrest</b>	<b>32</b>	<b>13</b>	<b>13</b>	<b>-</b>	<b>4</b>	<b>2</b>	<b>32</b>	<b>92</b>	<b>107</b>	<b>.500</b>
	Home	16	7	5	-	3	1	18	52	53	.563
	Road	16	6	8	-	1	1	14	40	54	.438

Fifth in North Division – 19th of 28 teams – Shortened schedule and no playoffs due to COVID-19 pandemic

<b>2021-22</b>	<b>J.D. Forrest</b>	<b>76</b>	<b>35</b>	<b>33</b>	<b>-</b>	<b>4</b>	<b>4</b>	<b>78</b>	<b>209</b>	<b>225</b>	<b>.513</b>
	Home	38	22	12	-	3	1	48	108	95	.632
	Road	38	13	21	-	1	3	30	101	130	.395

Fourth in Atlantic Division – 21st of 31 teams

Defeated Hershey, 2-1, in Atlantic Division First Round; Lost to Springfield, 3-0, in Division Semifinals

<b>2022-23</b>	<b>J.D. Forrest</b>	<b>72</b>	<b>26</b>	<b>32</b>	<b>-</b>	<b>8</b>	<b>6</b>	<b>66</b>	<b>191</b>	<b>224</b>	<b>.458</b>
	Home	36	12	16	-	6	2	32	88	105	.444
	Road	36	14	16	-	2	4	34	119	104	.472

Eighth in Atlantic Division – 29th of 32 teams – Did not make playoffs

## ATTENDANCE

AVG. ATTENDANCE		AVG. ATTENDANCE		AVG. ATTENDANCE		AVG. ATTENDANCE	
1999-00	7639	2005-06	8131	2011-12	6028	2017-18	5557
2000-01	8253	2006-07	8030	2012-13	6038	2018-19	5549
2001-02	8337	2007-08	7667	2013-14	5804	2019-20	5068
2002-03	8304	2008-09	6984	2014-15	5708	2020-21*	1252*
2003-04	8298	2009-10	6270	2015-16	5655	2021-22	4333
2004-05	8196	2010-11	6360	2016-17	5547	2022-23	4700

\* = shortened season with limited-capacity crowds due to COVID-19 pandemic

# ALL-TIME LEADERS

## CAREER GAMES PLAYED

Tom Kostopoulos	658
Rob Scuderi	305
Tim Wallace	304
Shane Endicott	292
Jean-Sébastien Dea	288
Dennis Bonvie	285
Zach Sill	277
Ross Lupaschuk	271
Matt Hussey	269
Brendan Buckley	268

## GOALS

SEASON			CAREER	
Chris Minard	34	2008-09	Tom Kostopoulos	186
Daniel Sprong	32	2017-18	Tomáš Surový	89
Janne Pesonen	32	2008-09	Tim Wallace	75
Michel Ouellet	31	2004-05	Shane Endicott	73
Toby Petersen	31	2002-03	Toby Petersen	72
Jonathan Filewich	30	2006-07	Jean-Sébastien Dea	72
Michel Ouellet	30	2003-04	Michel Ouellet	71
John Slaney	30	1999-00	Jonathan Filewich	64
<i>five players tied</i>	27		Éric Meloche	61
			Eric Tangradi	60

## ASSISTS

SEASON			CAREER	
Janne Pesonen	50	2008-09	Tom Kostopoulos	283
Jeff Taffe	50	2008-09	Dustin Jeffrey	113
Kris Beech	48	2004-05	Toby Petersen	105
Dustin Jeffrey	47	2009-10	Kris Beech	97
Tim Brent	43	2007-08	Ryan Stone	95
Tom Kostopoulos	42	2002-03	Shane Endicott	94
Will O'Neill	42	2015-16	Jean-Sébastien Dea	91
Toby Petersen	41	2000-01	Tomáš Surový	88
John Slaney	38	2000-01	Matt Murley	87
<i>three players tied</i>	37		<i>two players tied</i>	83

## POINTS

SEASON			CAREER	
Janne Pesonen	82	2008-09	Tom Kostopoulos	469
Jeff Taffe	75	2008-09	Tomáš Surový	177
Dustin Jeffrey	71	2009-10	Toby Petersen	177
Toby Petersen	67	2000-01	Dustin Jeffrey	172
Toby Petersen	66	2002-03	Shane Endicott	166
Daniel Sprong	65	2017-18	Jean-Sébastien Dea	163
Michel Ouellet	63	2004-05	Kris Beech	150
Tom Kostopoulos	63	2002-03	Michel Ouellet	144
Kris Beech	62	2004-05	Éric Meloche	138
Tim Brent	61	2007-08	Tim Wallace	137

# ALL-TIME LEADERS continued...

## PENALTY MINUTES

SEASON		
Dennis Bonvie	431	2005-06
Darcy Verot	387	2001-02
Steve Parsons	366	2001-02
Darcy Verot	347	2000-01
Jason MacDonald	330	2001-02
Daniel Carcillo	311	2005-06
David Kočí	311	2004-05
David Kočí	298	2003-04
Jason MacDonald	290	2000-01
Bobby Farnham	274	2012-13

CAREER	
Dennis Bonvie	1284
Tom Kostopoulos	881
Darcy Verot	830
David Kočí	770
Jason MacDonald	757
Bobby Farnham	666
Pierre-Luc Létourneau-Leblond	500
Daniel Carcillo	494
Ross Lupaschuk	433
Deryk Engelland	405

## PLUS/MINUS

SEASON		
Ben Lovejoy	+42	2008-09
Joey Mormina	+37	2008-09
David Warsofsky	+30	2016-17
Robert Bortuzzo	+28	2010-11
Taylor Chorney	+26	2014-15
Josh Archibald	+25	2016-17
Brian Dumoulin	+25	2014-15
Corey Potter	+25	2010-11
<i>three players tied</i>	+24	

CAREER	
Teddy Blueger	+58
Ben Lovejoy	+57
Robert Bortuzzo	+54
Nick Johnson	+46
Joey Mormina	+46
Brian Strait	+45
Alain Nasreddine	+44
Carter Rowney	+41
Jean-Sébastien Dea	+41
Tim Wallace	+40

## POWER-PLAY GOALS

SEASON		
Chris Minard	21	2008-09
Janne Pesonen	14	2008-09
Chris Minard	13	2007-08
Greg Crozier	13	2000-01
Alex Nylander	12	2022-23
Geoff Walker	12	2011-12
Jonathan Filewich	12	2006-07
Michel Ouellet	12	2003-04
Toby Petersen	12	2002-03
<i>six players tied</i>	11	

CAREER	
Tom Kostopoulos	69
Chris Minard	34
Toby Petersen	28
Tomáš Surový	27
Shane Endicott	24
Michel Ouellet	24
Greg Crozier	23
Eric Tangradi	23
Kris Beech	22
Erik Christensen	22

## SHORTHANDED GOALS

SEASON		
Dustin Jeffrey	6	2010-11
Billy Tibbetts	5	2001-02
Jean-Sébastien Dea	4	2017-18
Josh Archibald	4	2016-17
Bryan Lerg	4	2011-12
Tim Wallace	4	2009-10
Connor James	4	2008-09
Stephen Dixon	4	2006-07
<i>five players tied</i>	3	

CAREER	
Dustin Jeffrey	10
Tim Wallace	6
Billy Tibbetts	6
Bryan Lerg	6
Brian Gibbons	6
Stephen Dixon	6
Tom Kostopoulos	5
Josh Archibald	5
Shane Endicott	5
Connor James	5

# ALL-TIME LEADERS continued...

## GAME-WINNING GOALS

SEASON			CAREER	
Chris Minard	8	2008-09	Tom Kostopoulos	24
Kurtis McLean	8	2007-08	Jean-Sébastien Dea	15
Daniel Sprong	7	2017-18	Tomáš Surový	14
Matt Hussey	7	2005-06	Scott Wilson	14
Michel Ouellet	7	2003-04	Michel Ouellet	13
Scott Wilson	7	2014-15	Dustin Jeffrey	12
Scott Wilson	7	2015-16	Tim Wallace	12
Dominik Simon	6	2016-17	Nick Johnson	12
Paul Thompson	6	2012-13	Dominik Simon	11
Kyle Brodziak	6	2006-07	Toby Petersen	11

## GAMES BY A GOALTENDER

SEASON			CAREER	
Marc-André Fleury	54	2004-05	John Curry	177
John Curry	50	2008-09	Brad Thiessen	149
Jeff Zatkoff	49	2012-13	Tristan Jarry	131
Dan Sabourin	49	2005-06	Sébastien Caron	123
Brad Thiessen	46	2010-11	Casey DeSmith	103
John Curry	46	2009-10	Jeff Zatkoff	86
Sébastien Caron	46	2001-01	Jeff Drouin-Deslauriers	80
Andy Chiodo	44	2003-04	Andy Chiodo	72
Brad Thiessen	41	2011-12	<i>three players tied</i>	71
John Curry	41	2010-11		

## VICTORIES

SEASON			CAREER	
Brad Thiessen	35	2010-11	John Curry	103
John Curry	33	2008-09	Brad Thiessen	88
Dany Sabourin	30	2005-06	Tristan Jarry	77
Tristan Jarry	28	2016-17	Casey DeSmith	57
Marc-André Fleury	26	2004-05	Sébastien Caron	48
Jeff Zatkoff	26	2012-13	Matt Murray	45
Matt Murray	25	2014-15	Jeff Zatkoff	44
John Curry	24	2007-08	Jeff Drouin-Deslauriers	42
<i>three players tied</i>	23		Marc-André Fleury	39
			Dany Sabourin	38

## SHUTOUTS

SEASON			CAREER	
Matt Murray	12	2014-15	Brad Thiessen	17
Brad Thiessen	7	2010-11	Matt Murray	16
Tristan Jarry	5	2015-16	Sébastien Caron	10
Jeff Zatkoff	5	2012-13	John Curry	10
Scott Munroe	5	2011-12	Tristan Jarry	8
Marc-André Fleury	5	2004-05	Jeff Zatkoff	8
<i>nine players tied</i>	4		Andy Chiodo	7
			Casey DeSmith	6
			<i>five players tied</i>	5



# ALL-TIME LEADERS continued...

## POINTS IN A GAME

DATE	PLAYER	G	A	PTS
2/17/10	Chris Conner	3	3	6
12/9/22	Drew O'Connor	2	3	5
1/24/20	Cole Cassels	2	3	5
1/21/12	Alex Grant	2	3	5
1/22/10	Chris Conner	2	3	5
1/6/07	Tyler Kennedy	2	3	5
3/11/09	Janne Pesonen	1	4	5
1/18/06	Kirk McLean	1	4	5
4/13/01	Chris Kelleher	1	4	5
1/21/00	John Slaney	1	4	5
4/3/11	Nick Petersen	0	5	5



## PIM IN A GAME

DATE	PLAYER	PIM
3/17/02	Steve Parsons	64
3/17/02	Jason MacDonald	57
2/9/07	Wade Skolney	49
2/6/02	Steve Parsons	47
3/12/06	Dennis Bonvie	40
12/8/01	Steve Parsons	37
1/31/15	Pierre-Luc Létourneau-Leblond	32
10/25/14	Bobby Farnham	31
	<i>seven players tied</i>	29

## SAVES IN A GAME

DATE	PLAYER	SAVES
3/23/02	Robbie Tallas	48
2/18/00	Ryan Bach	48
2/28/16	Tristan Jarry	47
1/30/09	John Curry*	46
10/22/08	Adam Berkhoel	46
3/11/00	Ryan Bach	46
3/26/17	Casey DeSmith	45
2/5/00	Jean-Sébastien Aubin	45
11/29/08	Adam Berkhoel*	44
12/8/01	Robbie Tallas	44

## SHOTS IN A GAME

DATE	PLAYER	SHOTS
4/5/03	Micki DuPont	14
3/25/06	Rico Fata	12
1/2/04	Toby Petersen	12
4/13/18	Daniel Sprong	11
11/26/05	Tomáš Surový	11
11/10/99	Greg Crozier	11
12/31/19	Chase Berger	10
4/2/17	David Warsofsky	10
4/18/14	Chuck Kobasew	10
1/26/11	Dustin Jeffrey	10
2/9/04	Toby Petersen	10
12/13/03	Tom Kostopoulos	10

\* = Game went to overtime

# SEASON LEADERS

## GOALS

1999-00	30	John Slaney
2000-01	26	Toby Petersen
2001-02	27	Tom Kostopoulos
2002-03	31	Toby Petersen
2003-04	30	Michel Ouellet
2004-05	31	Michel Ouellet
2005-06	24	Erik Christensen
2006-07	30	Jonathan Filewich
2007-08	25	Chris Minard
2008-09	34	Chris Minard
2009-10	27	Tim Wallace
2010-11	27	Brett Sterling
2011-12	27	Bryan Lerg, Ben Street
2012-13	23	Trevor Smith
2013-14	22	Tom Kostopoulos
2014-15	26	Jayson Megna
2015-16	25	Dominik Simon
2016-17	24	Tom Kostopoulos
2017-18	32	Daniel Sprong
2018-19	23	Ryan Haggerty
2019-20*	16	Anthony Angello
2020-21**	10	Jordy Bellerive, Josh Currie, Tim Schaller
2021-22	20	<b>Valtteri Puustinen</b>
2022-23	25	<b>Alex Nylander</b>

## ASSISTS

33	Martin Sonnenberg
41	Toby Petersen
30	Martin Sonnenberg
42	Tom Kostopoulos
29	Patrick Boileau, Toby Petersen
48	Kris Beech
30	Matt Hussey
36	Rob Schremp
43	Tim Brent
50	Janne Pesonen, Jeff Taffe
47	Dustin Jeffrey
30	Corey Potter
35	Colin McDonald
31	Trevor Smith
30	Brendan Mikkelsen
29	Brian Dumoulin
42	Will O'Neill
35	<b>Kevin Porter</b>
33	Daniel Sprong
36	Sam Lafferty
24	Adam Johnson
14	Nick Schilkey
34	Juuso Riihola
35	<b>Valtteri Puustinen</b>

\* = season ended prematurely due to COVID-19 pandemic

\*\* = shortened schedule and limited travel due to COVID-19 pandemic

## SEASON LEADERS continued...

POINTS		
1999-00	60	John Slaney
2000-01	67	Toby Petersen
2001-02	53	Tom Kostopoulos
2002-03	66	Toby Petersen
2003-04	49	Michel Ouellet
2004-05	63	Michel Ouellet
2005-06	51	Matt Hussey
2006-07	56	Kyle Brodziak, Jonathan Filewich
2007-08	61	Tim Brent
2008-09	62	Janne Pesonen
2009-10	71	Dustin Jeffrey
2010-11	53	Brett Sterling
2011-12	57	Ben Street
2012-13	54	Trevor Smith
2013-14	47	Tom Kostopoulos
2014-15	45	Conor Sheary
2015-16	56	Carter Rowney
2016-17	54	Tom Kostopoulos
2017-18	65	Daniel Sprong
2018-19	50	Ethan Prow
2019-20*	34	Adam Johnson
2020-21**	23	Josh Currie
2021-22	42	<b>Valtteri Puustinen</b>
2022-23	59	<b>Valtteri Puustinen</b>

GAME-WINNING GOALS	
3	Róbert Döme, Pavel Skrbek
5	Toby Petersen, Billy Tibbetts
3	Tom Kostopoulos, Tomáš Surový
4	Kris Beech, Tomáš Surový
7	Michel Ouellet
5	Michel Ouellet
7	Matt Hussey
6	Kyle Brodziak
8	Kurtis McLean
8	Chris Minard
5	Wyatt Smith, Eric Tangradi
6	Geoff Walker
5	Ben Street
6	Paul Thompson
5	Tom Kostopoulos
7	Scott Wilson
7	Scott Wilson
6	Dominik Simon
7	Daniel Sprong
5	Ryan Haggerty
3	Andrew Agozzino, Anthony Angello
3	Jordy Bellerive
3	Filip Hållander, Kyle Olson, <b>Valtteri Puustinen</b>
4	Drake Caggiula

\* = season ended prematurely due to COVID-19 pandemic  
 \*\* = shortened schedule and limited travel due to COVID-19 pandemic

# SEASON LEADERS continued...

## PP GOALS

1999-00	10	Greg Crozier, John Slaney
2000-01	13	Greg Crozier
2001-02	10	Tom Kostopoulos
2002-03	12	Toby Petersen
2003-04	12	Michel Ouellet
2004-05	10	Ramzi Abid
2005-06	11	Erik Christensen
2006-07	12	Jonathan Filewich
2007-08	13	Chris Minard
2008-09	21	Chris Minard
2009-10	11	Luca Caputi
2010-11	10	Nick Johnson, Brett Sterling
2011-12	12	Geoff Walker
2012-13	8	Chad Kolarik
2013-14	13	Tom Kostopoulos
2014-15	7	Scott Wilson
2015-16	10	Tom Kostopoulos
2016-17	9	Tom Kostopoulos, David Warsofsky
2017-18	11	Daniel Sprong
2018-19	9	Ethan Prow
2019-20*	7	David Warsofsky
2020-21**	6	Josh Currie
2021-22	7	<b>Valtteri Puustinen</b>
2022-23	12	<b>Alex Nylander</b>

## SH GOALS

3	John Slaney
1	Tom Kostopoulos, Milan Kraft, Jason MacDonald, Michal Rozsival, John Slaney, Billy Tibbetts
5	Billy Tibbetts
2	Alexandre Daigle, Éric Meloche, Michal Sivek
2	Shane Endicott
3	Colby Armstrong
2	Stephen Dixon, Maxime Talbot
4	Stephen Dixon
3	Dave Gove
4	Connor James
4	Tim Wallace
6	Dustin Jeffrey
4	Bryan Lerg
2	Brian Gibbons
3	Brian Gibbons, Dominik Uher
2	Tom Kühnhackl
2	Carter Rowney
4	Josh Archibald
4	Jean-Sébastien Dea
1	Anthony Angello, Zach Aston-Reese, Teddy Blueger, Ryan Haggerty, Sam Lafferty, Sam Miletic, Linus Ölund
1	Jake Lucchini, Zach Trotman
3	Chase Berger, Josh Currie, Jon Lizotte
1	Anthony Angello, Michael Chaput, <b>Jonathan Gruden</b> , Filip Hällander
3	Drake Caggiula





## SEASON LEADERS continued...

### PENALTY MINUTES

1999-00	243	Dennis Bonvie
2000-01	347	Darcy Verot
2001-02	387	Darcy Verot
2002-03	137	Jason MacDonald
2003-04	298	David Kočí
2004-05	311	David Kočí
2005-06	431	Dennis Bonvie
2006-07	216	Wade Skolney
2007-08	203	Dennis Bonvie
2008-09	176	Paul Bissonnette
2009-10	168	Wade Brookbank
2010-11	147	Jesse Boulerice
2011-12	114	Geoff Walker
2012-13	274	Bobby Farnham
2013-14	259	Pierre-Luc Létourneau-Leblond
2014-15	241	Pierre-Luc Létourneau-Leblond
2015-16	123	Steve Oleksy
2016-17	121	Tom Sestito
2017-18	139	Garrett Wilson
2018-19	116	Joseph Cramarossa
2019-20*	81	Jamie Devane
2020-21**	49	Jordy Bellerive
2021-22	112	Jordy Bellerive
2022-23	76	Nathan Légaré

### SHOTS

229	Martin Sonnenberg
258	Toby Petersen
241	Peter Ratchuk
221	Toby Petersen
211	Toby Petersen
235	Michel Ouellet
171	Erik Christensen
266	Micki DuPont
215	Chris Minard
229	Janne Pesonen
236	Dustin Jeffrey
197	Brett Sterling
199	Ben Street
158	Trevor Smith
147	Tom Kostopoulos
147	Scott Wilson
169	Will O'Neill
220	David Warsofsky
214	Daniel Sprong
201	Ryan Haggerty
156	David Warsofsky
88	Tim Schaller
183	<b>Valtteri Puustinen</b>
188	<b>Valtteri Puustinen</b>

\* = season ended prematurely due to COVID-19 pandemic

\*\* = shortened schedule and limited travel due to COVID-19 pandemic

# SEASON LEADERS continued...

## PLUS/MINUS

1999-00	+10	Steve Leach, John Slaney, Darcy Verot
2000-01	+17	Alexandre Mathieu
2001-02	+8	Milan Kraft
2002-03	+5	Brooks Orpik, Rob Scuderi
2003-04	+15	Kris Beech, Toby Petersen
2004-05	+17	Kris Beech
2005-06	+24	Alain Nasreddine
2006-07	+15	Tyler Kennedy
2007-08	+16	Ben Lovejoy
2008-09	+42	Ben Lovejoy
2009-10	+22	Brian Strait
2010-11	+28	Robert Bortuzzo
2011-12	+15	Nick Petersen
2012-13	+10	Philip Samuelsson
2013-14	+17	Philip Samuelsson
2014-15	+26	Taylor Chorney
2015-16	+23	Carter Rowney
2016-17	+30	David Warsofsky
2017-18	+24	Zach Trotman
2018-19	+26	Ethan Prow
2019-20*	+16	Jon Lizotte
2020-21**	+5	<b>Jonathan Gruden</b>
2021-22	+19	Félix Robert
2022-23	+9	Drew O'Connor, <b>Xavier Ouellet</b>

## GOALS AGAINST AVERAGE

3.57	David Weninger
2.35	Rich Parent
3.12	Sébastien Caron
3.11	Sébastien Caron
2.40	Andy Chiodo
2.22	Dany Sabourin
2.26	Dany Sabourin
2.47	Jeff Drouin-Deslauriers
2.23	John Curry
2.38	John Curry
2.45	Brad Thiessen
1.94	Brad Thiessen
2.52	Scott Munroe
1.93	Jeff Zatkoff
2.48	Eric Hartzell
1.58	Matt Murray
2.10	Matt Murray
2.01	Casey DeSmith
2.71	Anthony Peters
2.66	Tristan Jarry
1.97	Dustin Tokarski
2.18	Alex D'Orio
2.41	Louis Domingue
2.69	Dustin Tokarski

## SHUTOUTS

1999-00	none
2000-01	4 Sébastien Caron
2001-02	1 Sébastien Caron
2002-03	3 Jean-Sébastien Aubin
2003-04	4 Andy Chiodo
2004-05	5 Marc-André Fleury
2005-06	4 Dany Sabourin
2006-07	4 Jeff Drouin-Deslauriers
2007-08	3 John Curry
2008-09	4 Adam Berkhoel, John Curry
2009-10	4 Brad Thiessen
2010-11	7 Bran Thiessen
2011-12	5 Scott Munroe
2012-13	5 Jeff Zatkoff
2013-14	4 Peter Mannino
2014-15	12 Matt Murray
2015-16	5 Tristan Jarry
2016-17	3 Tristan Jarry
2017-18	2 Casey DeSmith
2018-19	2 John Muse
2019-20*	3 Casey DeSmith
2020-21**	none
2021-22	1 Alex D'Orio, Matt Jurusik, Tommy Nappier
2022-23	1 Dustin Tokarski

## VICTORIES

8	Ryan Bach
17	Rich Parent
14	Sébastien Caron
14	Robbie Tallas
18	Andy Chiodo
26	Marc-André Fleury
30	Dany Sabourin
22	Jeff Drouin-Deslauriers
24	John Curry
33	John Curry
23	John Curry
35	Brad Thiessen
23	Brad Thiessen
25	Jeff Zatkoff
20	Jeff Drouin-Deslauriers
25	Matt Murray
20	Matt Murray
28	Tristan Jarry
16	Casey DeSmith
23	Tristan Jarry
18	Casey DeSmith
6	Alex D'Orio
13	Tommy Nappier
12	Dustin Tokarski

\* = season ended prematurely due to COVID-19 pandemic

\*\* = shortened schedule and limited travel due to COVID-19 pandemic

# TEAM RECORDS

## SEASON

### TEAM POINTS

Most Overall	117	2010-11
Most Home	60	2005-06, 2010-11
Most Road	57	2010-11
Fewest Overall	56	2001-02
Fewest Home	32	2022-23
Fewest Road	20	2001-02

### WINS

Most Overall	58	2010-11
Most Home	30	2010-11
Most Road	28	2010-11
Fewest Overall	20	2001-02
Fewest Home	12	2022-23
Fewest Road	6	2001-02

### LOSSES

Most Overall	44	2001-02
Most Home	18	2001-02
Most Road	26	1999-00, 2001-02
Fewest Overall	18	2005-06
Fewest Home	8	2005-06, 2008-09
Fewest Road	10	2005-06

### TIES

Most Overall	13	2001-02
Most Home	7	2001-02
Most Road	6	2001-02
Fewest Overall	7	2002-03
Fewest Home	2	2002-03
Fewest Road	4	1999-00, 2000-01

### OVERTIME LOSSES

Most Overall	8	2003-04, 2022-23
Most Home	6	2022-23
Most Road	6	2003-04
Fewest Overall	0	2010-11
Fewest Home	0	2009-10, 2010-11, 2014-15
Fewest Road	0	2010-11, 2011-12, 2012-13

### SHOOTOUT LOSSES

Most Overall	7	2004-05
Most Home	3	2004-05
Most Road	4	2004-05, 2005-06, 2022-23
Fewest Overall	1	2010-11
Fewest Home	0	2006-07, 2010-11
Fewest Road	0	2008-09, 2012-13

### GOALS

Most For	267	2006-07
Most For Home	157	2006-07
Most For Road	130	2008-09
Most Against	306	1999-00
Most Against Home	140	1999-00
Most Against Road	166	1999-00
Fewest For	185	2012-13
Fewest For Home	86	2012-13
Fewest For Road	88	2001-02
Fewest Against	163	2014-15
Fewest Against Home	81	2016-17
Fewest Against Road	78	2014-15

*Statistics from the 2019-20 and 2020-21 seasons not included as a result of shortened schedules caused by the COVID-19 pandemic*

# TEAM RECORDS continued...

## SEASON

### PLAYER POINTS

Most For	741	2008-09
Fewest For	512	2001-02

### PENALTY MINUTES

Most For	2807	2011-12
Most Against	2496	2011-12
Fewest For	860	2022-23
Fewest Against	877	2021-22

### MINORS

Most For	656	2001-02
Fewest For	315	2022-23

### MAJORS

Most For	133	2001-02
Fewest For	20	2021-22

### GAME MISCONDUCTS

Most For	79	2002-03
Fewest For	1	2021-22

### SHOTS ON GOAL

Most For	2700	2002-03
Most Against	2851	2001-02
Fewest For	2059	2014-15
Fewest Against	1951	2012-13

### POWER PLAY GOALS

Most For	96	2006-07
Most Against	97	2001-02
Fewest For	41	2017-18, 2021-22
Fewest Against	41	2016-17

### SHORTHANDED GOALS

Most For	14	2001-02, 2013-14
Most Against	18	1999-00
Fewest For	3	2003-04, 2021-22
Fewest Against	3	2022-23

### POWER PLAY CHANCES

Most For	523	2005-06
Fewest For	277	2022-23

### TIMES SHORTHANDED

Most For	487	2005-06
Fewest For	265	2022-23

### POWER PLAY PERCENTAGE

Highest For	21.0%	2006-07
Highest Against	23.0%	1999-00
Lowest For	13.8%	2017-18
Lowest Against	12.8%	2012-13

### PENALTY KILL PERCENTAGE

Highest For	87.2%	2012-13
Highest Against	85.9%	2001-02
Lowest For	77.0%	1999-00
Lowest Against	79.0%	2006-07

### 50 OR MORE POINT PLAYERS

Most For	4	2000-01, 2004-05, 2006-07, 2008-09
Fewest For	0	2003-04, 2021-22

### 60 OR MORE POINT PLAYERS

Most For	3	2008-09
Fewest For	0	11 times (last 2022-23)

### 70 OR MORE POINT PLAYERS

Most For	2	2008-09
Fewest For	0	12 times (last 2022-23)

*Statistics from the 2019-20 and 2020-21 seasons not included as a result of shortened schedules caused by the COVID-19 pandemic*



# TEAM RECORDS continued...

## SEASON

### 20 OR MORE GOAL PLAYERS

Most For	4	1999-00, 2000-01, 2009-10, 2015-16
Fewest For	1	2021-22

### 30 OR MORE GOAL PLAYERS

Most For	1	7 times (last 2017-18)
Fewest For	0	13 times (last 2022-23)

### 30 OR MORE ASSIST PLAYERS

Most For	5	2004-05, 2006-07, 2009-10
Fewest For	0	2003-04, 2021-22

### 40 OR MORE ASSIST PLAYERS

Most For	2	2008-09
Fewest For	0	13 times (last 2022-23)

### 50 OR MORE ASSIST PLAYERS

Most For	2	2008-09
Fewest For	0	18 times (last 2022-23)

### 100 OR MORE PENALTY MINUTE PLAYERS

Most For	8	2001-02
Fewest For	0	2022-23

### 200 OR MORE PENALTY MINUTE PLAYERS

Most For	3	2000-01, 2001-02
Fewest For	0	11 times (last 2022-23)

### 300 OR MORE PLAYERS MINUTE PLAYERS

Most For	3	2001-02
Fewest For	0	16 times (last 2022-23)

### HAT TRICKS

Most For	5	2017-18
Most Against	5	1999-00, 2005-06
Fewest For	0	2000-01, 2013-14 2022-23
Fewest Against	0	5 times (last 2022-23)

### SHUTOUTS

Most For	15	2014-15
Most Against	12	2001-02
Fewest For	0	1999-00
Fewest Against	0	2008-09

### PENALTY SHOT ATTEMPTS

Most For	5	2011-12
Most Against	5	2011-12
Fewest For	0	2000-01, 2002-03, 2012-13, 2021-22
Fewest Against	0	2010-11

### PENALTY SHOT GOALS

Most For	3	2013-14
Most Against	2	2002-03, 2006-07, 2011-12, 2014-15
Fewest For	0	16 times (last 2021-22)
Fewest Against	0	7 times (last 2017-18)

*Statistics from the 2019-20 and 2020-21 seasons not included as a result of shortened schedules caused by the COVID-19 pandemic*

# TEAM RECORDS continued...

## GAME

### GOALS IN A GAME

Most For (Home)	9	Feb. 17, 2010 vs. ALB Apr. 2, 2022 vs. BRI
Most For (Away)	8	Mar. 11, 2009 at PHI
Most Against (Home)	9	Jan. 23, 2011 vs. CHA
Most Against (Away)	12	Feb. 18, 2018 at RCH

### SHOTS ON GOAL IN A GAME

Most For	58	Dec. 29, 2006 at SYR
Most Against	51	Mar. 23, 2002 at GR
Fewest For	13	Nov. 12, 2017 at HER
Fewest Against	13	Feb. 18, 2005 at BRI

## STREAKS

### WINNING STREAK

Longest	11	2015-16
Home	10	2015-16
Road	13	2005-06

### TEAM POINTS STREAK

Longest	23	2005-06
Home	12	2017-18
Road	15	2005-06

### CONSECUTIVE OVERTIME GAMES

Longest	4	2004-05
Home	4	2021-22
Road	4	2017-18, 2018-19

### CONSECUTIVE SHOOTOUT GAMES

Longest	3	2011-12, 2022-23
Home	3	2005-06, 2016-17, 2021-22
Road	3	2004-05, 2011-12

### PENALTY MINUTES IN A GAME

Most For	162	Mar. 17, 2002 vs. SYR
Most Against	124	Mar. 17, 2002 vs. SYR
Fewest For	0	4 times (most recent Feb. 14, 2020)
Fewest Against	0	5 times (most recent Apr. 7, 2017)



# PLAYER POINT STREAKS

## LONGEST POINT STREAK BY SEASON

1999-00	13	Greg Crozier (3G-10A)	12/26 – 1/30	2011-12	8	Bryan Lerg (6G-7A)	10/13 – 11/4
2000-01	16	Billy Tibbetts (11G-15A)	10/6 – 11/18			Jason Williams (3G-8A)	3/2 – 4/14
2001-02	7	Billy Tibbetts (6G-8A)	2/10 – 2/23	2012-13	7	Beau Bennett (3G-5A)	11/9 – 11/24
		Tom Kostopoulos (8G-4A)	11/2 – 11/16	2013-14	12	Andrew Ebbett (3G-12A)	3/7 – 4/11
		Martin Sonnenberg (2G-9A)	11/2 – 11/16	2014-15	9	Andrew Ebbett (5G-8A)	11/19 – 2/7
2002-03	11	Milan Kraft (7G-12A)	11/15 – 3/12	2015-16	9	Carter Rowney (7G-9A)	3/5 – 3/25
2003-04	9	Éric Meloche (4G-8A)	12/13 – 2/28			Conor Sheary (2G-13A)	12/9 – 1/30
2004-05	9	Matt Murley (5G-9A)	12/11 – 1/5	2016-17	8	David Warsofsky (4G-11A)	12/16 – 1/8
2005-06	12	Michel Ouellet (9G-14A)	10/22 – 11/20	2017-18	8	Daniel Sprong (5G-10A)	12/27 – 2/9
2006-07	9	Ryan Stone (2G-11A)	3/7 – 4/7	2018-19	10	Ethan Prow (5G-7A)	1/5 – 2/2
2007-08	10	Tim Brent (4G-15A)	12/15 – 1/4	2019-20	7	Andrew Agozzino (3G-7A)	10/16 – 11/2
2008-09	14	Chris Minard (14G-10A)	10/8 – 11/16	2020-21	5	Nick Schilkey (1G-5A)	2/8 – 2/24
2009-10	7	Luca Caputi (5G-6A)	1/22 – 2/5	2021-22	5	Pierre-Olivier Joseph (4G-2A)	1/29 – 2/9
		Luca Caputi (5G-6A)	2/10 – 2/21			Michael Chaput (2G-4A)	4/16 – 4/24
		Joey Vitale (2G-5A)	12/28 – 1/9	2022-23	7	Valtteri Puustinen (4G-5A)	12/21 – 1/7
2010-11	6	Dustin Jeffrey (3G-7A)	1/7 – 2/4				
		Ryan Craig (2G-7A)	1/22 – 2/4				
		Keven Veilleux (0G-9A)	3/11 – 3/20				
		Brett Sterling (3G-4A)	1/7 – 1/19				

## LONGEST OVERALL POINT STREAKS

16	Billy Tibbetts (11G-15A)	2000-01	10/6 – 11/18
14	Chris Minard (14G-10A)	2008-09	10/8 – 11/16
13	Greg Crozier (7G-9A)	2005-06	11/26 – 1/5
	Greg Crozier (3G-10A)	1999-00	12/26 – 1/30
12	Michel Ouellet (9G-14A)	2005-06	10/22 – 11/20
	Andrew Ebbett (3G-12A)	2013-14	3/7 – 4/11
11	Milan Kraft (7G-12A)	2002-03	11/15 – 3/12
10	Erik Christensen (8G-10A)	2005-06	10/21 – 1/20
	Ethan Prow (5G-7A)	2018-19	1/5 – 2/2
	Tim Brent (4G-15A)	2007-08	12/15 – 1/4
9	John Slaney (4G-15A)	2000-01	10/22 – 11/8
	Carter Rowney (7G-9A)	2015-16	3/5 – 3/25
	Conor Sheary (2G-13A)	2015-16	12/9 – 1/30
	Matt Murley (5G-9A)	2004-05	12/11 – 1/5
	Chris Minard (10G-3A)	2008-09	11/28 – 12/30
	Andrew Ebbett (5G-8A)	2014-15	11/19 – 2/7
	Trevor Smith (5G-8A)	2007-08	12/15 – 1/2
	Ryan Stone (2G-11A)	2006-07	3/7 – 4/7
	Éric Meloche (4G-8A)	2003-04	12/13 – 2/28
	Toby Petersen (5G-6A)	2002-03	1/29 – 2/13

# TOP SCORERS BY MONTH

## OCTOBER

POINTS	GP	PLAYER	YEAR
19	9	Erik Christensen (9G-10A)	2005
16	9	Michel Ouellet (6G-10A)	2005
	8	Brian Gibbons (5G-9A)	2013
14	8	Billy Tibbetts (3G-11A)	2000
	9	Ryan Whitney (5G-9A)	2005

## DECEMBER

POINTS	GP	PLAYER	YEAR
23	12	Kris Beech (5G-18A)	2004
17	10	Jake Guentzel (11G-6A)	2016
	8	Jeff Taffe (4G-12A)	2008
16	11	Tim Brent (4G-12A)	2007
	12	Michel Ouellet (8G-7A)	2004
	13	Kyle Brodziak (6G-10A)	2006

## FEBRUARY

POINTS	GP	PLAYER	YEAR
19	12	Chris Conner (10G-9A)	2010
17	12	Billy Tibbetts (6G-11A)	2002
16	14	Greg Crozier (4G-12A)	2001
15	13	Tom Kostopoulos (5G-10A)	2003
14	12	Kris Beech (9G-5A)	2003

## NOVEMBER

POINTS	GP	PLAYER	YEAR
19	12	John Slaney (4G-15A)	2000
17	14	Chris Minard (9G-8A)	2008
	10	Dustin Jeffrey (2G-13A)	2009
	11	Marc-Antoine Pouliot (8G-7A)	2006
15	12	Toby Petersen (6G-9A)	2000
	13	Dustin Jeffrey (7G-8A)	2010
	13	Ben Street (6G-9A)	2011

## JANUARY

POINTS	GP	PLAYER	YEAR
18	11	John Slaney (8G-10A)	2000
17	11	Alexandre Daigle (5G-12A)	2003
16	15	Ryan Craig (5G-11A)	2011
	14	Martin Sonnenberg (5G-10A)	2000
15	15	Brett Sterling (7G-8A)	2011
	15	Eric Tangradi (5G-10A)	2011

## MARCH

POINTS	GP	PLAYER	YEAR
22	15	Janne Pesonen (11G-11A)	2009
18	15	Mark Murphy (7G-11A)	2000
	16	Milan Kraft (6G-12A)	2001
17	12	Carter Rowney (7G-10A)	2016
	12	Tom Kostopoulos (5G-11A)	2016
16	16	Toby Petersen (5G-11A)	2004

## APRIL

POINTS	GP	PLAYER	YEAR
12	7	Sam Lafferty (2G-10A)	2019
	8	Chad Kolarik (6G-5A)	2013
11	9	Tom Kühnhackl (5G-6A)	2015
	7	Daniel Sprong (5G-5A)	2018
10	11	Drew O'Connor (3G-7A)	2022
	12	Jusso Riiikola (0G-10A)	2022
	8	Matt Hussey (4G-5A)	2006
9	8	Krystofer Kolanos (4G-5A)	2006
	8	Max Talbot (3G-6A)	2006
	11	Alex Nylander (3G-6A)	2022
	5	John Slaney (5G-3A)	2000
	6	Janne Pesonen (3G-5A)	2009
	7	Dave Gove (6G-2A)	2008
8	7	Drew O'Connor (3G-5A)	2021
	7	Alex Goligoski (1G-7A)	2008
	8	Robert Nilsson (4G-4A)	2007
	12	Michael Chaput (4G-4A)	2022





# OVERTIME

## ALL-TIME OVERTIME RECORD

YEAR	OVERALL						HOME						ROAD					
	GP	W	L	T	Reached SO	PTS	GP	W	L	T	Reached SO	PTS	GP	W	L	T	Reached SO	PTS
1999-00	17	3	5	9	-	20	9	2	2	5	-	11	8	1	3	4	-	9
2000-01	15	4	2	9	-	18	8	2	1	5	-	10	7	2	1	4	-	9
2001-02	20	4	3	13	-	24	10	2	1	7	-	12	10	2	2	6	-	12
2002-03	14	2	5	7	-	16	4	0	2	2	-	4	10	2	3	5	-	12
2003-04	21	3	8	10	-	24	8	1	2	5	-	9	13	2	6	5	-	15
2004-05*	18	0	7	-	11	7	6	0	2	-	4	2	12	0	5	-	7	5
2005-06*	20	4	5	-	11	13	9	2	2	-	5	6	11	2	3	-	6	7
2006-07*	16	3	2	-	11	8	5	3	1	-	1	7	11	0	1	-	10	1
2007-08*	17	3	3	-	11	9	10	1	3	-	6	5	7	2	0	-	5	4
2008-09*	13	1	3	-	9	5	9	1	2	-	0	4	4	1	1	-	0	3
2009-10*	12	3	2	-	7	8	7	2	0	-	5	4	5	1	2	-	2	4
2010-11*	12	4	0	-	8	8	8	3	0	-	5	6	4	1	0	-	3	2
2011-12*	18	4	2	-	12	10	7	1	2	-	4	4	11	3	0	-	8	6
2012-13*	18	7	2	-	9	16	9	2	2	-	5	6	9	5	0	-	4	10
2013-14*	16	4	3	-	9	11	5	2	1	-	2	5	11	2	2	-	7	6
2014-15*	14	7	3	-	4	17	4	3	0	-	1	6	10	4	3	-	3	11
2015-16*	16	9	4	-	3	22	5	2	2	-	1	6	11	6	2	-	3	14
2016-17*	12	6	3	-	3	15	4	2	0	-	2	4	8	4	3	-	1	11
2017-18*	22	9	6	-	7	24	9	6	1	-	2	13	13	3	5	-	5	11
2018-19*	22	7	7	-	8	21	9	4	2	-	3	10	13	3	5	-	5	11
2019-20*	16	4	3	-	9	11	6	1	1	-	4	6	10	3	2	-	5	8
2020-21*	11	5	4	-	2	14	6	2	3	-	1	7	5	3	1	-	1	7
2021-22*	17	8	4	-	5	20	10	5	3	-	2	13	7	3	1	-	3	7
2022-23*	23	4	8	-	11	16	12	2	6	-	4	10	11	2	2	-	7	6
<b>TOTALS</b>	<b>400</b>	<b>108</b>	<b>94</b>	<b>48</b>	<b>150</b>	<b>357</b>	<b>179</b>	<b>51</b>	<b>41</b>	<b>24</b>	<b>57</b>	<b>170</b>	<b>221</b>	<b>57</b>	<b>53</b>	<b>24</b>	<b>85</b>	<b>191</b>

Overtime losses and ties worth one point

\* = Wins do not include shootout wins. Losses do not include shootout losses.

For a breakdown of shootout results, please see Shootout page.

## OVERTIME continued...

# ALL-TIME OVERTIME VS. EACH TEAM

TEAM	GP	RECORD	TEAM	GP	RECORD
Abbotsford	2	1-0-0	Manitoba	7	3-0-0
Albany ( <i>Devils</i> )	6	2-0-0	Milwaukee	2	1-0-0
Albany ( <i>River Rats</i> )	13	1-3-5	Norfolk	25	6-7-3
Belleville	1	0-1-0	Philadelphia/Adirondack/ Lehigh Valley	45	13-12-3
Binghamton ( <i>Devils</i> )	8	6-1-0	Portland	11	2-4-0
Binghamton ( <i>Senators</i> )	23	4-6-4	Providence	22	5-6-1
Bridgeport	20	3-8-1	Québec	1	1-0-0
Charlotte	6	1-2-0	Rochester	13	3-2-6
Chicago	1	0-0-1	Saint John	3	1-0-2
Cincinnati	1	0-0-1	St. John's ( <i>IceCaps</i> )	4	3-1-0
Cleveland ( <i>Barons</i> )	2	0-1-1	St. John's ( <i>Maple Leafs</i> )	5	0-0-5
Cleveland ( <i>Monsters</i> )	2	0-2-0	San Antonio	5	3-0-1
Grand Rapids	3	0-0-0	Springfield ( <i>Falcons</i> )	8	3-1-1
Hamilton	4	0-0-1	Springfield ( <i>Thunderbirds</i> )	11	2-2-0
Hartford/Connecticut	19	9-3-1	Syracuse	30	6-6-6
Hershey	68	24-15-4	Texas	1	0-0-0
Houston	1	0-0-0	Toronto ( <i>Marlies</i> )	6	1-2-0
Kentucky	1	0-0-1	Utica	8	1-4-0
Laval	1	1-0-0	Worcester ( <i>IceCats</i> )	2	0-2-0
Louisville	1	1-0-0	Worcester ( <i>Sharks</i> )	1	0-0-0
Lowell ( <i>Lock Monsters</i> )	1	0-1-0	<b>TOTALS</b>	<b>400</b>	<b>108-94-48</b>
Manchester	4	1-0-0			W - L - T

# OVERTIME WINS

DATE	GAME-WINNING GOAL	TIME	OPPONENT	GOALIE	SCORE
12/19/99	Valentin Morozov	0:28	at Hershey	David Aebischer	4-3
11/17/00	Billy Tibbetts	3:34	at Rochester	Tom Askey	5-4
11/26/00	Sven Butenschön	1:07	at Hershey	Philippe Sauvé	4-3
3/31/01	Alexander Zevakhin	4:51	HERSHEY	Frédéric Cassivi	3-2
4/06/01	Trent Cull	1:01	SYRACUSE	Marc Lamothe	2-1
11/02/01	Tom Kostopoulos	1:02	at Québec	Luc Bélanger	4-3
1/11/02	Shane Endicott	2:19	at Norfolk	Craig Anderson	4-3
1/18/02	Billy Tibbetts (2)	4:32	HERSHEY	Philippe Sauvé	3-2
2/10/02	Tom Kostopoulos (2)	1:17	NORFOLK	Michael Leighton	5-4
11/29/02	Kris Beech	1:28	SAINT JOHN	Dany Sabourin	4-3
4/06/03	Toby Petersen	0:56	at Philadelphia	Neil Little	4-3
11/01/03	Tom Kostopoulos (3)	0:45	at Hershey	Peter Budaj	3-2
12/30/03	Kris Beech (2)	0:14	BRIDGEPORT	Rick DiPietro	2-1
2/21/04	Guillaume Lefebvre	3:00	at Syracuse	Fred Brathwaite	2-1
11/19/05	Chris Kelleher	0:40	NORFOLK	Corey Crawford	3-2
12/02/05	Jonathan Filewich	2:57	at Norfolk	Adam Munro	3-2
2/25/06	Erik Christensen	4:03	at Manitoba	Maxime Ouellet	3-2
4/15/06	Krystofer Kolanos	3:04	PHILADELPHIA	Réjean Beauchemin	4-3
10/04/06	Erik Christensen (2)	4:43	MANITOBA	Drew MacIntyre	3-2
3/03/07	Kyle Brodziak	0:26	ALBANY	Tyler Weiman	3-2

## OVERTIME WINS continued...

DATE	GAME-WINNING GOAL	TIME	OPPONENT	GOALIE	SCORE
3/23/07	Tyler Spurgeon	4:39	NORFOLK	Nolan Schaefer	2-1
11/24/07	Chris Minard	2:24	at Binghamton	Brian Elliott	4-3
2/20/08	Tim Brent	0:12	HERSHEY	Daren Machesney	3-2
4/06/08	Dave Gove	3:07	at Hershey	Frédéric Cassivi	4-3
2/06/09	Reid Cashman	4:18	SAN ANTONIO	Josh Tordjman	4-3
10/29/09	Ryan Bayda	0:39	at Manitoba	Daren Machesney	1-0
12/11/09	Dustin Jeffrey	0:28	BINGHAMTON	Andy Chiodo	3-2
3/19/10	Deryk Engelland	4:26	SPRINGFIELD	Jean-Philippe Levasseur	5-4
12/15/10	Nick Johnson	1:50	ABBOTSFORD	Matt Keetley	2-1
1/08/11	Dustin Jeffrey (2)	2:58	PROVIDENCE	Nolan Schaefer	2-1
3/27/11	Bryan Lerg	3:17	at Hershey	Braden Holtby	3-2
4/02/11	Geoff Walker	3:11	ROCHESTER	Marc Cheverie	4-3
11/11/11	Simon Després	0:57	at Hershey	Dany Sabourin	5-4
1/15/12	Ben Street	1:33	at St. John's	Eddie Pasquale	4-3
1/27/12	Jason Williams	4:06	at Connecticut	Chad Johnson	3-2
2/11/12	Alexandre Picard	0:36	PORTLAND	Marc Cheverie	4-3
10/26/12	Paul Thompson	4:46	ROCHESTER	David Leggio	5-4
1/20/13	Paul Thompson (2)	1:19	at Hershey	Dany Sabourin	2-1
2/03/13	Chad Kolarik	4:49	at Hershey	Dany Sabourin	2-1
2/23/13	Joe Morrow	4:07	CONNECTICUT	Cam Talbot	2-1
3/09/13	Chad Kolarik (2)	0:38	at Portland	Mike Lee	4-3
4/05/13	Alex Grant	1:19	at Adirondack	Brian Boucher	3-2
4/14/13	Chad Kolarik (3)	2:09	at St. John's	Eddie Pasquale	5-4
10/20/13	Brendan Mikkelson	0:22	at Manchester	Jean-François Bérubé	4-3
11/01/13	Brenden Mikkelson (2)	4:35	HERSHEY	Philipp Grubauer	3-2
3/23/14	Chuck Kobasew	1:22	at Albany	Keith Kinkaid	3-2
4/05/14	Nick Drazenovic	1:02	ALBANY	Keith Kinkaid	1-0
10/17/14	Reid McNeill	2:56	at St. John's	Peter Budaj	2-1
10/29/14	Jean-Sébastien Dea	4:58	at Lehigh Valley	Rob Zepp	2-1
11/07/14	Jayson Megna	1:01	HERSHEY	Philipp Grubauer	3-2
11/09/14	Jean-Sébastien Dea (2)	3:21	SYRACUSE	Andrei Vasilevskiy	5-4
12/14/14	Adam Payerl	3:10	HERSHEY	Philipp Grubauer	3-2
1/24/15	Tom Kostopoulos (4)	3:08	at Norfolk	Jason LaBarbera	3-2
2/28/15	Andrew Ebbett	2:27	at Hartford	Yann Danis	3-2
10/09/15	Scott Wilson	1:18	at Providence	Zane McIntyre	2-1
10/24/15	Dominik Simon	0:36	SPRINGFIELD	Louis Domingue	3-2
11/15/15	Scott Wilson (2)	0:34	at Hartford	Magnus Hellberg	7-6
11/25/15	Derrick Pouliot	3:55	at Binghamton	Matt O'Connor	4-3
2/05/16	Carter Rowney	0:24	at Springfield	Niklas Treutle	4-3
2/09/16	Carter Rowney (2)	0:33	at Utica	Richard Bachman	4-3
3/09/16	Carter Rowney (3)	3:28	LEHIGH VALLEY	Anthony Stolarz	6-5
3/20/16	Will O'Neill	3:07	at Hershey	Justin Peters	6-5
3/25/16	Kael Mouillierat	2:12	at Binghamton	Matt O'Connor	3-2
10/23/16	Dominik Simon [ <i>penalty shot</i> ]	1:52	at Hershey	Vítek Vaněček	2-1
11/19/16	Carter Rowney (4)	2:01	at Hershey	Joe Cannata	4-3
1/8/17	David Warsofsky	1:55	at Hershey	Vítek Vaněček	6-5
1/25/17	David Warsofsky (2)	4:58	SYRACUSE	Kristers Gudļevskis	3-2
2/10/17	Kevin Porter	2:55	HERSHEY	Vítek Vaněček	4-3
2/25/17	Barry Goers	4:45	at Lehigh Valley	Alex Lyon	4-3
10/20/17	Teddy Blueger	2:44	LAVAL	Charlie Lindgren	6-5

## OVERTIME WINS continued...

DATE	GAME-WINNING GOAL	TIME	OPPONENT	GOALIE	SCORE
11/11/17	Ryan Haggerty	0:20	PROVIDENCE	Zane McIntyre	4-3
12/1/17	Jean-Sébastien Dea (3)	2:51	MILWAUKEE	Juuse Saros	5-4
12/22/17	Teddy Blueger (2)	4:19	BINGHAMTON	Ken Appleby	4-3
12/30/17	Dominik Simon (2)	3:05	at Hershey	Vítek Vaněček	2-1
1/3/18	Teddy Blueger (3)	0:26	BRIDGEPORT	Chris Gibson	3-2
1/27/18	Zach Aston-Reese	3:28	BINGHAMTON	Mackenzie Blackwood	4-3
3/9/18	Teddy Blueger (4)	4:00	at Binghamton	Eddie Läck	3-2
3/30/18	Daniel Sprong	4:20	at Hartford	Alexandar Georgiev	4-3
12/19/18	Kevin Czczuzman	2:24	BRIDGEPORT	Chris Gibson	4-3
1/21/19	Ethan Prow	4:00	LEHIGH VALLEY	Anthony Stolarz	2-1
1/26/19	Teddy Blueger (5)	0:41	at Binghamton	Cory Schneider	5-4
2/17/19	Adam Johnson	1:40	at Hartford	Brandon Halverson	5-4
3/9/19	Sam Miletic	1:34	SYRACUSE	Martin Ouellette	4-3
3/16/19	Adam Johnson (2) [penalty shot]	1:09	PROVIDENCE	Zane McIntyre	2-1
3/23/19	Ryan Haggerty (2)	1:02	at Lehigh Valley	Alex Lyon	5-4
10/26/19	Joseph Cramarossa	1:44	SAN ANTONIO	Adam Wilcox	5-4
1/21/20	Jordy Bellerive	4:27	at San Antonio	Ville Husso	3-2
2/22/20	Adam Johnson (3)	1:47	at Hartford	Adam Húska	4-3
3/11/20	Riley Barber	0:55	at Lehigh Valley	Alex Lyon	2-1
2/27/21	Frédéric Gaudreau	0:40	at Lehigh Valley	Felix Sandström	5-4
3/31/21	Jordy Bellerive (2)	4:43	at Binghamton	Gilles Senn	3-2
4/10/21	Jordy Bellerive (3)	3:44	BINGHAMTON	Gilles Senn	5-4
4/28/21	Tim Schaller	1:36	LEHIGH VALLEY	Felix Sandström	2-1
5/15/21	Kasper Björkqvist	2:54	at Lehigh Valley	Zane McIntyre	2-1
10/22/21	Kasper Björkqvist (2)	2:41	HARTFORD	Keith Kinkaid	2-1
10/24/21	Valtteri Puustinen	0:57	at Lehigh Valley	Sam Ersson	2-1
10/30/21	Nathan Légaré	2:49	at Springfield	Joel Hofer	4-3
11/23/21	Filip Hållander	4:40	at Charlotte	Joey Daccord	3-2
1/22/22	Alex Nylander	1:44	TORONTO	Michael Hutchinson	3-2
2/2/22	Jordy Bellerive (4)	1:47	SPRINGFIELD	Joel Hofer	4-3
2/27/22	Taylor Fedun	3:01	SYRACUSE	Hugo Alnefelt	4-3
4/15/22	Valtteri Puustinen (2)	1:45	HERSHEY	Zach Fucale	3-2
10/29/22	Filip Hållander (2)	3:32	at Hershey	Hunter Shepard	2-1
1/7/23	Alex Nylander (2)	1:24	HARTFORD	Dylan Garand	4-3
1/11/23	Jonathan Gruden	0:29	at Hershey	Hunter Shepard	4-3
2/15/23	Valtteri Puustinen (3)	1:31	HERSHEY	Hunter Shepard	3-2



# OVERTIME LOSSES

DATE	GAME-WINNING GOAL	TIME	OPPONENT	GOALIE	SCORE
10/20/99	Jeff Williams	3:41	at Albany	David Weninger	5-4
2/01/00	Pierre Dagenais	4:47	ALBANY	Ryan Bach	4-3
3/22/00	Chris O'Sullivan	0:55	SYRACUSE	Michel Larocque	5-4
4/01/00	Jeff Williams (2)	0:58	at Albany	Michel Larocque	4-3
4/05/00	Mark Greig	3:54	at Philadelphia	Michel Larocque	3-2
1/19/01	Dan Peters	1:30	PHILADELPHIA	Rich Parent	4-3
3/16/01	Dan Trebil	1:30	at Worcester	Rich Parent	3-2
10/30/01	Matt Herr	3:19	HERSHEY	Sébastien Caron	4-3
11/23/01	Christian Matte	3:32	at Rochester	Sébastien Caron	3-2
12/27/01	Brett Harkins	2:58	at Syracuse	Sébastien Caron	2-1
11/20/02	Brian Willsie	1:04	HERSHEY	Sébastien Caron	4-3
12/01/02	Chris Hajt	0:38	at Portland	Robbie Tallas	3-2
12/26/02	Jack Baker	1:28	PHILADELPHIA	Robbie Tallas	4-3
2/16/03	Antoine Vermette	3:43	at Binghamton	Mike Valley	3-2
2/28/03	Chad Wiseman	0:55	at Cleveland	Robbie Tallas	5-4
11/16/03	Derek Bekar	1:38	at Bridgeport	Andy Chiodo	3-2
11/21/03	Steve Brulé	3:45	HERSHEY	Martin Brochu	3-2
12/27/03	Éric Perrin	3:16	at Hershey	Andy Chiodo	4-3
1/09/04	Tomáš Malec	2:43	at Lowell	Andy Chiodo	2-1
2/13/04	Graham Mink	3:22	PORTLAND	Andy Chiodo	1-0
3/19/04	John Slaney	1:24	at Philadelphia	Andy Chiodo	3-2
3/31/04	Jeff Hamilton	4:35	at Bridgeport	Andy Chiodo	3-2
4/10/04	Jozef Balej	4:35	at Hartford	Andy Chiodo	3-2
10/20/04	René Bourque	1:26	at Norfolk	Andy Chiodo	4-3
11/14/04	Jim Campbell	3:30	at Bridgeport	Andy Chiodo	3-2
11/19/04	Antoine Vermette (2)	2:56	at Binghamton	Marc-André Fleury	3-2
11/20/04	Denis Hamel	3:33	BINGHAMTON	Andy Chiodo	5-4
1/14/05	Jesse Fibiger	1:35	at Binghamton	Andy Chiodo	4-3
3/12/05	René Bourque (2)	0:38	at Norfolk	Marc-André Fleury	3-2
4/02/05	Eric Boguniecki	3:18	WORCESTER	Dany Sabourin	4-3
11/04/05	Doug O'Brien	3:03	SPRINGFIELD	Marc-André Fleury	4-3
11/23/05	Jonathan Sigalet	4:22	PROVIDENCE	Marc-André Fleury	2-1
1/14/06	Jared Aulin	2:03	at Hershey	Dany Sabourin	2-1
3/17/06	Marc Cavosie	2:03	at Philadelphia	Dany Sabourin	3-2
3/26/06	Graham Mink (2)	4:52	at Hershey	Dany Sabourin	3-2
11/12/06	Mārtiņš Karsums	1:57	at Providence	Jeff Drouin-Deslauriers	4-3
12/15/06	Kris Newbury	4:24	TORONTO	Jeff Drouin-Deslauriers	6-5
4/05/08	Kyle Greentree	1:39	PHILADELPHIA	John Curry	2-1
4/09/08	Blake Comeau	2:30	BRIDGEPORT	John Curry	4-3
4/12/08	Paul Szczechura	0:41	NORFOLK	John Curry	3-2
11/29/08	Matt Smaby	2:13	at Norfolk	Adam Berkhoel	3-2
3/01/09	Mark Wotton	0:52	BRIDGEPORT	John Curry	3-2
4/08/09	Radek Smoleňák	3:52	NORFOLK	John Curry	4-3
10/24/09	Greg Moore	2:20	at Bridgeport	Brad Thiessen	2-1
3/14/10	Joey Mormina	3:37	at Adirondack	Brad Thiessen	2-1
10/15/11	Mark Parrish	3:29	BINGHAMTON	Brad Thiessen	5-4
1/25/12	Craig Cunningham	0:27	PROVIDENCE	Brad Thiessen	4-3
12/07/12	Kevin Marshall	3:18	HERSHEY	Jeff Zatkoff	5-4
12/29/12	Patrick Maroon	1:21	NORFOLK	Jeff Zatkoff	3-2
11/30/13	David Kolomatis	4:53	at Hershey	Jeff Drouin-Deslauriers	3-2

## OVERTIME LOSSES continued...

DATE	GAME-WINNING GOAL	TIME	OPPONENT	GOALIE	SCORE
2/09/14	Dustin Gazley	0:47	at Hershey	Eric Hartzell	4-3
2/19/14	Chris Wideman	0:30	BINGHAMTON	Jeff Drouin-Deslauriers	4-3
10/31/13	Brandon Yip	1:14	at Norfolk	Matt Murray	3-2
2/07/15	Mike Moore	3:24	at Hershey	Jeff Zatkoff	4-3
3/20/15	Slater Koekkoek	4:52	at Syracuse	Matt Murray	2-1
1/29/16	Cole Bardreau	4:16	at Lehigh Valley	Tristan Jarry	4-3
2/13/16	Michael Matheson	1:29	PORTLAND	Tristan Jarry	2-1
2/14/15	Dylan Olsen	3:31	PORTLAND	Matt Murray	3-2
2/21/16	Cal O'Reilly	1:55	at Rochester	Tristan Jarry	3-2
10/29/16	Chase Balisy	1:30	at Springfield	Tristan Jarry	2-1
11/25/16	Connor Jones	3:55	at Bridgeport	Casey DeSmith	3-2
12/4/16	Chris Terry	4:34	at St. John's	Casey DeSmith	3-2
12/3/17	Chris Bourque	1:15	at Hershey	Anthony Peters	4-3
12/16/17	Sebastian Aho	0:26	at Bridgeport	Casey DeSmith	3-2
1/21/18	Vince Pedrie	2:25	at Hartford	Anthony Peters	1-0
2/17/18	Patrick Wiercioch	0:49	UTICA	Casey DeSmith	5-4
3/20/18	Adam Brooks	1:17	at Toronto	Tristan Jarry	4-3
3/23/18	Ashton Sautner	1:15	at Utica	Tristan Jarry	5-4
11/9/18	Ryan Fitzgerald	3:43	at Providence	Tristan Jarry	2-1
11/17/18	Aleksi Saarela	1:26	CHARLOTTE	Anthony Peters	6-5
11/23/18	Jacob MacDonald	1:16	at Springfield	Anthony Peters	4-3
12/22/18	Carter Verhaeghe	1:19	at Syracuse	Tristan Jarry	4-3
2/16/19	Cam Darcy	3:12	UTICA	Tristan Jarry	3-2
3/2/19	Ryan Gropp	0:22	at Hartford	Tristan Jarry	4-3
3/19/19	Garrett Pilon	1:14	at Hershey	Tristan Jarry	1-0
10/12/19	Lukáš Jašek	3:19	UTICA	Emil Larmi	4-3
11/29/19	T.J. Brennan	4:00	at Lehigh Valley	Emil Larmi	6-5
12/8/19	Joe Snively	2:50	at Hershey	Casey DeSmith	3-2
2/8/21	Reilly Walsh	1:49	BINGHAMTON	Emil Larmi	4-3
3/8/21	Ryan Fitzgerald (2)	3:18	LEHIGH VALLEY	Shane Starrett	4-3
3/21/21	Tanner Laczynski	1:08	at Lehigh Valley	Shane Starrett	5-4
5/1/21	Connor McMichael	1:41	HERSHEY	Max Lagacé	4-3
12/11/22	Axel Jonsson-Fjällby	4:09	HERSHEY	Tommy Nappier	3-2
2/5/22	Jesper Frödén	4:21	PROVIDENCE	Alex D'Orio	2-1
3/6/22	Oskar Steen	0:24	at Providence	Alex D'Orio	5-4
3/9/22	Dillon Simpson	2:26	CLEVELAND	Alex D'Orio	3-2
10/15/22	Louis Belpedio	4:58	LEHIGH VALLEY	Dustin Tokarski	3-2
12/17/22	Mike Sgarbossa	3:59	HERSHEY	Filip Lindberg	2-1
2/15/23	Cole Reinhardt	1:26	BELLEVILLE	Taylor Gauthier	2-1
3/4/23	Marcus Björk	0:31	at Cleveland	Dustin Tokarski	3-2
3/18/23	Declan Carlile	4:31	at Syracuse	Taylor Gauthier	4-3
3/25/23	Adam Brooks (2)	0:37	LEHIGH VALLEY	Taylor Gauthier	3-2
4/1/23	Philippe Myers	0:52	SYRACUSE	Taylor Gauthier	4-3
4/15/23	Anthony Bitetto	2:21	CHARLOTTE	Dustin Tokarski	5-4

# SHOOTOUT

## ALL-TIME RECORD

YEAR	OVERALL			HOME			ROAD		
	GP	W	L	GP	W	L	GP	W	L
2004-05	11	4	7	4	1	3	7	3	4
2005-06	11	5	6	5	3	2	6	2	4
2006-07	11	7	4	1	1	0	10	6	4
2007-08	11	7	4	6	4	2	5	3	2
2008-09	9	6	3	5	3	2	4	3	1
2009-10	7	4	3	5	4	1	2	0	2
2010-11	8	7	1	5	5	0	3	2	1
2011-12	12	7	5	4	2	2	8	5	3
2012-13	9	7	2	5	3	2	4	4	0
2013-14	9	4	5	2	0	2	7	4	3
2014-15	4	0	4	1	0	1	3	0	3
2015-16	3	1	2	1	0	1	2	1	1
2016-17	3	1	2	2	0	2	1	1	0
2017-18	7	4	3	2	1	1	5	3	2
2018-19	8	5	3	3	2	1	5	3	2
2019-20	9	4	5	4	1	3	5	3	2
2020-21	2	0	2	1	0	1	1	0	1
2021-22	5	1	4	2	1	1	3	0	3
2022-23	11	5	6	4	2	2	7	3	4
<b>TOTALS</b>	<b>150</b>	<b>79</b>	<b>71</b>	<b>62</b>	<b>33</b>	<b>29</b>	<b>88</b>	<b>46</b>	<b>42</b>

## ALL-TIME SHOOTOUTS VS. EACH TEAM

TEAM	GP	RECORD
Abbotsford	1	0-1
Albany ( <i>Devils</i> )	3	3-0
Albany ( <i>River Rats</i> )	5	3-2
Binghamton ( <i>Devils</i> )	1	1-0
Binghamton ( <i>Senators</i> )	9	6-3
Bridgeport	8	5-3
Charlotte	3	1-2
Grand Rapids	3	2-1
Hamilton	3	2-1
Hartford/Connecticut	6	3-3
Hershey	25	9-16
Houston	1	1-0
Manchester	3	2-1
Manitoba	4	2-2

TEAM	GP	RECORD
Milwaukee	1	0-1
Norfolk	9	8-1
Philadelphia/Adirondack/ Lehigh Valley	17	6-11
Portland	5	2-3
Providence	10	5-5
Rochester	2	2-0
San Antonio	1	1-0
Springfield ( <i>Falcons</i> )	3	2-1
Springfield ( <i>Thunderbirds</i> )	7	4-3
Syracuse	12	6-6
Texas	1	0-1
Toronto	3	2-1
Utica	3	0-3
Worcester ( <i>Sharks</i> )	1	0-1
<b>TOTALS</b>	<b>150</b>	<b>79-71</b>

# ALL-TIME SHOOTOUT RESULTS

DATE	OPPONENT	W/L	WINNING GOAL	WINNING GOALIE	LOSING GOALIE	SO SCORE (Rounds)	FINAL
10/27/04	SYRACUSE	L	Matthias Trattnig	Pascal Leclaire	Andy Chidoo	4-3 (7)	4-3
11/06/04	NORFOLK	W	Kris Beech	Marc-André Fleury	Craig Anderson	3-2 (8)	3-2
11/12/04	at Philadelphia	L	R.J. Umberger	Antero Niittymäki	Marc-André Fleury	3-2 (5)	3-2
12/01/05	at Philadelphia	L	Ben Stafford	Antero Niittymäki	Marc-André Fleury	4-3 (7)	3-2
1/01/05	at Springfield	W	Michel Ouellet	Andy Chiodo	Jamie Storr	3-2 (6)	5-4
1/08/05	PHILADELPHIA	L	Patrick Sharp	Neil Little	Dany Sabourin	4-3 (6)	4-3
1/18/05	at Manitoba	W	Colby Armstrong	Andy Chiodo	Alex Auld	3-1 (5)	5-4
1/20/05	at Manitoba	L	Josh Green	Alex Auld	Marc-André Fleury	3-2 (6)	3-2
1/29/05	at Syracuse	L	Matthias Trattnig	Karl Goehring	Dany Sabourin	2-0 (4)	2-1
3/18/05	at Syracuse	W	Kenny Corupe	Marc-André Fleury	Andrew Penner	4-1 (4)	5-4
3/26/05	PROVIDENCE	L	Ben Guité	Hannu Toivonen	Marc-André Fleury	1-0 (5)	2-1
10/09/05	at Hershey	W	Michel Ouellet	Dany Sabourin	Frédéric Cassivi	3-2 (6)	4-3
11/06/05	at Philadelphia	W	Matt Hussey	Dany Sabourin	Jamie Storr	4-3 (9)	5-4
12/04/06	at Hershey	L	Boyd Gordon	Frédéric Cassivi	Dany Sabourin	2-1 (5)	3-2
12/17/06	NORFOLK	W	Árpád Mihály	Dany Sabourin	Corey Crawford	2-0 (4)	2-1
1/25/06	BRIDGEPORT	L	Jeremy Colliton	Frédéric Cloutier	Dany Sabourin	2-1 (5)	4-3
1/28/06	NORFOLK	W	Kenny Corupe	Dany Sabourin	Scott Reid	2-1 (5)	4-3
2/18/06	at Springfield	L	Dan Cavanaugh	Jonathan Boutin	Dany Sabourin	2-1 (5)	2-1
3/15/06	at Binghamton	L	Charlie Stephens	Kelly Guard	Andy Chiodo	2-0 (4)	3-2
3/22/06	PORTLAND	L	Zenon Konopka	Jani Hurme	Dany Sabourin	3-2 (9)	2-1
3/25/06	ALBANY	W	Erik Christensen	Andy Chiodo	Frank Doyle	3-0 (3)	2-1
4/12/06	at Syracuse	L	Andy Delmore	Andrew Penner	Andy Chiodo	3-2 (9)	2-1
10/26/06	at Manitoba	W	Ryan Stone	Andrew Penner	Drew MacIntyre	2-1 (5)	3-2
11/15/06	at Bridgeport	W	Rob Schremp	Jeff Drouin-Deslauriers	Wade Dubielewicz	2-1 (5)	3-2
11/25/06	at Binghamton	L	Jeff Heerema	Kelly Guard	Andrew Penner	3-2 (5)	6-5
11/26/06	at Hershey	W	Marc-Antoine Pouliot	Jeff Drouin-Deslauriers	Frédéric Cassivi	3-2 (8)	4-3
12/08/06	at Hamilton	L	Corey Locke	Yann Danis	Jeff Drouin-Deslauriers	3-2 (9)	2-1
12/29/06	at Syracuse	W	Alexei Mikhnov	Andrew Penner	Tomáš Pöpperle	3-2 (5)	3-2
1/13/07	at Grand Rapids	L	Ryan Keller	Joey MacDonald	Jeff Drouin-Deslauriers	3-0 (3)	4-3
2/03/07	HAMILTON	W	Kurtis McLean	Devan Dubnyk	Yann Danis	3-2 (9)	5-4
2/21/07	at Hershey	L	Mike Green	Maxime Daigneault	Jeff Drouin-Deslauriers	2-0 (5)	3-2
3/09/07	at Bridgeport	W	Robert Nilsson	Nolan Schaefer	Wade Dubielewicz	3-2 (6)	3-2
4/06/07	at Norfolk	W	Kurtis McLean	Jeff Drouin-Deslauriers	Corey Crawford	1-0 (5)	4-3
11/02/07	TORONTO	W	Tim Brent	Ty Conklin	Justin Pogge	4-2 (5)	3-2
11/03/07	NORFOLK	W	Jeff Taffe	Ty Conklin	Jonathan Boutin	2-1 (8)	2-1
12/01/07	at Hershey	W	Mark Letestu	Ty Conklin	Frédéric Cassivi	3-1 (5)	2-1
12/14/07	at Worcester	L	Mike Morris	Thomas Greiss	John Curry	1-0 (5)	2-1
1/12/08	PHILADELPHIA	L	Štefan Ružička	Brian Boucher	Dave Brown	3-2 (6)	2-1
2/06/08	at Norfolk	L	Junior Lessard	Marc Denis	John Curry	2-0 (5)	3-2
2/27/08	SYRACUSE	W	Kurtis McLean	John Curry	Karl Goehring	2-1 (9)	2-1
3/08/08	at Syracuse	W	Ryan Stone	John Curry	Karl Goehring	2-1 (5)	2-1
3/16/08	at Providence	W	Tim Brent	Dave Brown	Tuukka Rask	3-1 (4)	2-1
3/28/08	HAMILTON	W	Tim Brent	John Curry	Cédric Desjardins	4-3 (6)	5-4
4/02/08	ALBANY	L	Bryan Rodney	Michael Leighton	John Curry	2-1 (5)	4-3
10/17/08	BRIDGEPORT	L	Kurtis McLean	Yann Dannis	Adam Berkhoel	2-1 (6)	4-3
11/21/08	at Grand Rapids	W	Janne Pesonen	Adam Berkhoel	Daniel Larsson	2-0 (4)	3-2
1/03/09	HOUSTON	W	Mark Letestu	John Curry	Nolan Schaefer	2-1 (5)	3-2

continued on next page...

## ALL-TIME SHOOTOUT RESULTS continued...

DATE	OPPONENT	W/L	WINNING GOAL	WINNING GOALIE	LOSING GOALIE	SO SCORE (Rounds)	FINAL
1/10/09	SYRACUSE	L	Steve Kelly	Sebastian Dahm	Adam Berkhoel	3-2 (6)	4-3
1/23/09	at Hershey	W	Jean-François Daoust	John Curry	Michal Neuvirth	2-1 (5)	4-3
1/30/09	HERSHEY	W	Janne Pesonen	John Curry	Michal Neuvirth	2-0 (5)	4-3
3/18/09	PHILADELPHIA	W	Janne Pesonen	John Curry	Scott Munroe	2-1 (5)	3-2
4/01/09	at Binghamton	W	Janne Pesonen	John Curry	Jeff Glass	3-1 (3)	3-2
4/04/09	HERSHEY	L	Chris Bourque	Michal Neuvirth	John Curry	3-2 (5)	3-2
10/17/09	SYRACUSE	W	Mark Letestu	John Curry	Dan LaCosta	2-0 (4)	4-3
10/30/09	at Manitoba	L	Sergei Shirokov	Daren Machesney	John Curry	1-0 (5)	2-1
2/03/10	ADIRONDACK	W	Wyatt Smith	John Curry	Johan Backlund	2-1 (5)	5-4
2/12/10	BINGHAMTON	W	Nick Johnson	Brad Thiessen	Mike Brodeur	4-2 (5)	3-2
2/28/10	HERSHEY	L	Mathieu Perreault	Semyon Varlamov	Brad Thiessen	3-2 (5)	2-1
3/10/10	ALBANY	W	Nick Johnson	John Curry	Justin Pogge	3-2 (5)	4-3
3/13/10	at Albany	L	Bryan Rodney	Mike Morrison	John Curry	2-1 (5)	5-4
10/09/10	HERSHEY	W	Geoff Walker	Brad Thiessen	Braden Holtby	3-1 (4)	4-3
10/23/10	BINGHAMTON	W	Chris Conner	John Curry	Barry Brust	3-2 (8)	2-1
12/26/10	ALBANY	W	Keven Veilleux	Brad Thiessen	Jeff Frazee	3-1 (4)	5-4
1/05/11	at Charlotte	W	Nick Johnson	Brad Thiessen	Justin Pogge	3-1 (4)	3-2
2/19/11	at Norfolk	W	Keven Veilleux	Brad Thiessen	Dustin Tokarski	2-0 (5)	2-1
2/26/11	NORFOLK	W	Joey Haddad	Brad Thiessen	Dustin Tokarski	5-4 (11)	3-2
3/12/11	at Abbotsford	L	Aleš Kotalík	J-P Lamoureux	Brad Thiessen	1-0 (5)	5-4
2/23/11	ALBANY	W	Brett Sterling	Brad Thiessen	Mike McKenna	2-1 (5)	2-1
10/09/11	CONNECTICUT	L	Jonathan Marchessault	Chad Johnson	Scott Munroe	3-2 (5)	1-0
11/05/11	at Binghamton	W	Bryan Lerg	Brad Thiessen	Robin Lehner	3-2 (5)	2-1
11/18/11	at Portland	L	Brett MacLean	Curtis McElhinney	Scott Munroe	2-1 (5)	3-2
11/19/11	at Manchester	L	Marc-Andre Cliché	Jeff Zatkoff	Brad Thiessen	3-1 (5)	4-3
11/25/11	HERSHEY	L	Keith Aucoin	Braden Holtby	Brad Thiessen	2-1 (5)	3-2
12/28/11	at Hershey	W	Geoff Walker	Scott Munroe	Dany Sabourin	2-1 (9)	6-5
1/06/12	ROCHESTER	W	Eric Tangradi	Brad Thiessen	Drew MacIntyre	3-2 (8)	4-5
2/05/12	at Hershey	L	Ryan Potulny	Braden Holtby	Scott Munroe	2-1 (5)	4-3
2/23/12	MANCHESTER	W	Bryan Lerg	Scott Munroe	Martin Jones	2-1 (5)	7-6
3/09/12	at Providence	W	Colin McDonald	Scott Munroe	Michael Hutchinson	1-0 (6)	3-2
3/10/12	at Bridgeport	W	Cal O'Reilly	Scott Munroe	Kevin Poulin	2-0 (4)	5-4
3/11/12	at Springfield	W	Colin McDonald	Patrick Killeen	Paul Dainton	2-1 (5)	4-3
11/07/12	BINGHAMTON	W	Tom Kühnhackl	Jeff Zatkoff	Robin Lehner	3-2 (8)	1-0
11/10/12	PORTLAND	W	Benn Ferriero	Brad Thiessen	Mark Visentin	2-0 (5)	4-3
11/25/12	at Albany	W	Jayson Megna	Brad Thiessen	Keith Kinkaid	1-0 (5)	5-4
12/08/12	PORTLAND	L	Rob Klinkhammer	Mike Lee	Brad Thiessen	2-0 (4)	4-3
2/24/13	at Bridgeport	W	Riley Holzapfel	Brad Thiessen	Ken Reiter	2-1 (5)	2-1
3/02/13	ALBANY	W	Adam Payerl	Jeff Zatkoff	Maxime Clemont	3-2 (6)	2-1
3/10/13	at Manchester	W	Riley Holzapfel	Jeff Zatkoff	Martin Jones	2-0 (4)	5-4
3/29/13	PROVIDENCE	L	Christian Hanson	Niklas Svedberg	Brad Thiessen	2-1 (8)	3-2
3/30/13	at Binghamton	W	Trevor Smith	Jeff Zatkoff	Nathan Lawson	3-2 (5)	3-2
10/25/13	at Binghamton	L	Stéphane Da Costa	Nathan Lawson	Jeff Drouin-Deslauriers	2-0 (4)	4-3
11/06/13	SYRACUSE	L	Tanner Richard	Kristers Gudjevskis	Jeff Drouin-Deslauriers	2-0 (4)	4-3
12/28/13	at Hershey	L	Ryan Potulny	David Leggio	Eric Hartzell	2-1 (5)	2-1
1/03/14	at Hartford	W	Paul Thompson	Jeff Drouin-Deslauriers	Dov Grumet-Morris	2-1 (6)	2-1
1/25/14	at Norfolk	W	Tom Kühnhackl	Eric Hartzell	Brad Thiessen	1-0 (8)	2-1
2/22/14	PROVIDENCE	L	Ryan Spooner	Niklas Svedberg	Jeff Drouin-Deslauriers	3-2 (5)	4-3

*continued on next page...*

## ALL-TIME SHOOTOUT RESULTS continued...

DATE	OPPONENT	W/L	WINNING GOAL	WINNING GOALIE	LOSING GOALIE	SO SCORE (Rounds)	FINAL
3/07/14	at Utica	L	Cal O'Reilly	Joacim Eriksson	Peter Mannino	1-0 (5)	2-1
3/09/14	at Toronto	W	Nick Drazenovic	Jeff Drouin-Deslauriers	Drew MacIntyre	3-1 (4)	4-3
4/11/14	at Syracuse	W	Anton Zlobin	Tomáš Voukon	Cédric Desjardins	2-0 (5)	3-2
11/26/14	at Hershey	L	Chris Brown	Philipp Grubauer	Jeff Zatkoff	2-1 (4)	2-1
12/13/14	at Lehigh Valley	L	Nick Cousins	Anthony Stolarz	Matt Murray	3-2 (4)	2-1
1/03/14	at Hershey	L	Philippe Cornet	Pheonix Copley	Jeff Zatkoff	1-0 (5)	2-1
2/14/15	LEHIGH VALLEY	L	Taylor Leier	Rob Zepp	Jeff Zatkoff	2-1 (4)	5-4
12/18/15	TORONTO	L	Nikita Soshnikov	Antoine Bibeau	Brian Foster	1-0 (3)	4-3
2/26/16	at Portland	W	Kael Mouillierat	Matt Murray	Mike McKenna	2-0 (3)	3-2
4/17/16	at Hershey	L	Riley Barber	Vítek Vaněček	Sean Maguire	2-0 (3)	2-1
11/6/16	at Providence	W	Garrett Wilson	Tristan Jarry	Daniel Vladař	1-0 (4)	5-4
4/2/17	UTICA	L	Curtis Valk	Thatcher Demko	Tristan Jarry	1-0 (3)	3-2
4/12/17	LEHIGH VALLEY	L	Corban Knight	Alex Lyon	Casey DeSmith	1-0 (3)	2-1
10/21/17	HARTFORD	W	Jean-Sébastien Dea	Casey DeSmith	Alexandar Georgiev	1-0 (3)	3-2
11/3/17	at Lehigh Valley	W	Christian Thomas	Casey DeSmith	Dustin Tokarski	1-0 (3)	6-5
11/5/17	HERSHEY	L	Wayne Simpson	Pheonix Copley	Casey DeSmith	1-0 (3)	3-2
2/11/18	at Providence	W	Jean-Sébastien Dea	Casey DeSmith	Zane McIntyre	1-0 (3)	3-2
3/4/18	at Milwaukee	L	Anthony Richard	Anders Lindbäck	Anthony Peters	2-1 (4)	3-2
3/24/18	at Binghamton	W	Garrett Wilson	Michael Leighton	Mackenzie Blackwood	2-1 (8)	5-4
4/14/18	at Lehigh Valley	L	Nicolas Aubé-Kubel	Alex Lyon	Michael Leighton	1-0 (4)	2-1
10/6/18	SPRINGFIELD	W	Zach Aston-Reese	Anthony Peters	Michael Hutchinson	1-0 (3)	3-2
10/27/18	at Hershey	L	Riley Barber	Ilya Samsonov	Tristan Jarry	2-0 (3)	4-3
12/9/18	at Hershey	W	Joseph Cramarossa	John Muse	Vítek Vaněček	1-0 (9)	5-4
12/12/18	at Springfield	W	Thomas Di Pauli	Tristan Jarry	Sam Montembeault	3-1 (3)	2-1
1/4/19	GRAND RAPIDS	W	Joseph Cramarossa	Tristan Jarry	Patrik Rybár	1-0 (3)	3-2
2/13/19	at Hershey	L	Riley Barber	Vítek Vaněček	Tristan Jarry	2-0 (2)	4-3
3/1/19	at Providence	W	Ben Sexton	Tristan Jarry	Zane McIntyre	2-1 (3)	2-1
3/8/19	at Hartford	L	Bobby Butler	Brandon Halverson	Tristan Jarry	1-0 (3)	3-2
10/19/19	at Bridgeport	W	Joseph Cramarossa	Casey DeSmith	Christopher Gibson	3-1 (3)	3-2
11/1/19	at Lehigh Valley	W	Joseph Blandisi	Casey DeSmith	Alex Lyon	2-1 (3)	4-3
11/2/19	at Springfield	L	Owen Tippett	Philippe Desrosiers	Dustin Tokarski	2-1 (6)	4-3
11/13/19	HERSHEY	W	Stefan Noesen	Casey DeSmith	Pheonix Copley	1-0 (3)	1-0
12/31/20	SPRINGFIELD	L	Henrik Borgström	Philippe Desrosiers	Casey DeSmith	1-0 (3)	5-4
1/10/20	HERSHEY	L	Shane Gersich	Pheonix Copley	Dustin Tokarski	1-0 (6)	2-1
1/17/20	at Texas	L	Nicholas Caamano	Jake Oettinger	Emil Larmi	2-1 (4)	4-3
1/18/20	at San Antonio	W	Jordy Bellerive	Casey DeSmith	Ville Husso	1-0 (3)	4-3
2/1/20	BRIDGEPORT	L	Simon Holmström	Jared Coreau	Emil Larmi	3-2 (7)	3-2
3/3/21	SYRACUSE	L	Otto Somppi	Spencer Martin	Max Lagacé	2-1 (3)	2-1
4/3/21	at Lehigh Valley	L	Tyson Foerster	Zane McIntyre	Alex D'Orio	1-0 (3)	5-4
10/29/21	at Hartford	L	Tim Gettinger	Keith Kinkaid	Louis Domingue	1-0 (4)	3-2
11/19/21	at Springfield	L	Hugh McGing	Joel Hofer	Louis Domingue	1-0 (3)	5-4
1/7/22	at Utica	L	Fabian Zetterlund	Mareks Mitens	Tommy Nappier	2-1 (3)	6-5
2/19/22	SPRINGFIELD	W	Alex Nylander	Tommy Nappier	Joel Hofer	1-0 (3)	3-2
2/23/22	LEHIGH VALLEY	L	Adam Clendening	Kirill Ustimenko	Alex D'Orio	1-0 (3)	3-2
10/22/22	at Hartford	W	Alex Nylander	Filip Lindberg	Louis Domingue	1-0 (3)	4-3
11/21/22	at Charlotte	L	Grigori Denisenko	Alex Lyon	Dustin Tokarski	1-0 (4)	5-4
11/25/22	LEHIGH VALLEY	W	Alex Nylander	Dustin Tokarski	Pat Nagle	1-0 (3)	3-2
11/26/22	at Springfield	W	Sam Poulin	Filip Lindberg	Joel Hofer	2-1 (3)	3-2

*continued on next page...*

## ALL-TIME SHOOTOUT RESULTS continued...

DATE	OPPONENT	W/L	WINNING GOAL	WINNING GOALIE	LOSING GOALIE	SO SCORE (Rounds)	FINAL
11/29/22	at Hershey	L	Sam Anas	Hunter Shepard	Dustin Tokarski	1-0 (3)	4-3
12/27/22	HERSHEY	L	Connor McMichael	Zach Fucale	Dustin Tokarski	1-0 (3)	2-1
1/15/23	at Charlotte	W	Lukas Svejkovsky	Filip Lindberg	Jean-François Bérubé	2-1 (3)	3-2
2/10/23	at Providence	L	Mike Reilly	Kyle Keyser	Taylor Gauthier	2-1 (7)	4-3
2/18/23	at Lehigh Valley	L	Bobby Brink	Troy Grosenick	Taylor Gauthier	1-0 (3)	4-3
3/17/23	ROCHESTER	W	Ty Glover	Dustin Tokarski	Malcolm Subban	1-0 (3)	5-4
3/29/23	PROVIDENCE	L	Fabian Lysell	Brandon Bussi	Dustin Tokarski	1-0 (3)	4-3

## PENGUINS GOALIES IN SHOOTOUTS



PLAYER	Record	Shots	Saves	GA	SV%
John Muse	1-0	9	9	0	1.00
Tomáš Vokoun	1-0	4	4	0	1.00
Eric Hartzell	1-1	12	10	2	.833
Michael Leighton	1-1	12	10	2	.833
Casey DeSmith	7-3	26	21	5	.808
Patrick Killeen	1-0	5	4	1	.800
Pater Mannino	0-1	5	4	1	.800
Filip Lindberg	3-0	9	7	2	.778
Devan Dubnyk	1-0	9	7	2	.778
Scott Munroe	4-3	37	28	9	.757
Ty Conklin	3-0	16	12	4	.750
Jeff Zatkoff	4-3	23	17	6	.739
Dustin Tokarski	2-7	30	22	8	.733
John Curry	12-6	93	68	25	.731
Anthony Peters	1-1	7	5	2	.714
Louis Domingue	0-2	7	5	2	.714
Brad Thiessen	12-6	93	65	28	.699
Jeff Drouin-Deslauriers	5-6	35	24	11	.686
Nolan Schaefer	1-0	6	4	2	.667
Tommy Nappier	1-1	6	4	2	.667
Brian Foster	0-1	3	2	1	.667
Taylor Gauthier	0-2	9	6	3	.667
Tristan Jarry	4-4	20	13	7	.650
Adam Berkhoel	1-2	16	11	5	.647
Dany Sabourin	4-6	56	35	21	.625
Andy Chiodo	3-3	32	20	12	.625
Dave Brown	1-1	10	6	4	.600
Alex D'Orio	0-2	5	3	2	.600
Marc-André Fleury	2-4	34	20	14	.588
Andrew Penner	2-1	14	8	6	.571
Emil Larmi	0-2	11	6	5	.545
Matt Murray	1-1	6	3	3	.500
Sean Maguire	0-1	3	1	2	.333
Max Lagacé	0-1	2	0	2	.000
<b>TOTALS</b>	<b>79-71</b>	<b>665</b>	<b>464</b>	<b>201</b>	<b>.698</b>

# PENGUINS SHOOTOUT ATTEMPTS

PLAYER	G	Att.	SO%									
Stefan Noesen	4	4	100	Dustin Jeffrey	4	12	33.3	Will O'Neill	0	1	0.0	
Ben Sexton	2	2	100	Rob Schremp	4	12	33.3	Linus Ölund	0	1	0.0	
Spencer Machacek	1	1	100	Nick Drazenovic	3	9	33.3	Xavier Ouellet	0	1	0.0	
Kael Mouillierat	1	1	100	Marc-Antoine Pouliot	2	6	33.3	Oula Palve	0	1	0.0	
Lasse Pirjetä	1	1	100	Ramzi Abid	1	3	33.3	Ronald Petrovický	0	1	0.0	
Zach Sill	1	1	100	Zach Aston-Reese	1	3	33.3	Alex Picard	0	1	0.0	
Ryan Whitney	1	1	100	Joseph Blandisi	1	3	33.3	Kevin Porter	0	1	0.0	
Brett Sterling	5	6	83.3	Ryan Haggerty	1	3	33.3	Gage Quinney	0	1	0.0	
Keven Veilleux	5	6	83.3	Connor James	1	3	33.3	Carter Rowney	0	1	0.0	
Janne Pesonen	9	11	81.8	Jake Lucchini	1	3	33.3	Colin Smith	0	1	0.0	
Joseph Cramarossa	4	6	66.7	Alexei Mikhnov	1	3	33.3	Ty Smith	0	1	0.0	
Thomas Di Pauli	2	3	66.7	Árpád Mihály	1	3	33.3	Oskar Sundqvist	0	1	0.0	
Ben Eaves	2	3	66.7	Konstantin Pushkarev	1	3	33.3	Maxime Talbot	0	1	0.0	
Robert Nilsson	2	3	66.7	Kurtis McLean	6	19	31.6	Petr Tatíček	0	1	0.0	
Cal O'Reilly	2	3	66.7	Jeff Taffe	4	13	30.8	Joe Vitale	0	1	0.0	
Miroslav Šatan	2	3	66.7	Jean-Sébastien Dea	3	10	30.0	Mark Ardelan	0	2	0.0	
Christian Thomas	2	3	66.7	Daniel Carcillo	3	11	27.2	Teddy Blueger	0	2	0.0	
Nick Johnson	5	8	62.5	Andrew Ebbett	2	8	25.0	Kyle Brodziak	0	2	0.0	
Kenny Corupe	7	12	58.3	Andrew Hutchinson	1	4	25.0	Luca Caputi	0	2	0.0	
Michel Ouellet	11	19	57.9	Sam Poulin	1	4	25.0	Simon Després	0	2	0.0	
Wyatt Smith	4	7	57.1	Daniel Sprong	1	4	25.0	Jan Drozg	0	2	0.0	
Mark Letestu	10	18	55.6	Benn Ferriero	1	4	25.0	Brian Dumoulin	0	2	0.0	
Erik Christensen	11	22	50.0	Radim Zohorna	1	4	25.0	Micki DuPont	0	2	0.0	
Tim Brent	7	14	50.0	Chris Conner	2	9	22.2	Dave Gove	0	2	0.0	
Bryan Lerg	6	12	50.0	Jayson Megna	2	9	22.2	Filip Hållander	0	2	0.0	
Colin McDonald	5	10	50.0	Ryan Stone	3	14	21.4	Chris Kelleher	0	2	0.0	
Geoff Walker	5	10	50.0	Paul Thompson	2	10	20.0	Brenden Mikkelson	0	2	0.0	
Jean-Michel Daoust	4	8	50.0	Anthony Angello	1	5	20.0	Ethan Prow	0	2	0.0	
Krystofer Kolanos	3	6	50.0	Adam Johnson	1	5	20.0	Conor Sheary	0	2	0.0	
Tom Kühnhackl	3	6	50.0	Brian Gibbons	1	6	16.7	Tomáš Surový	0	2	0.0	
Niko Dimitrakos	2	4	50.0	Dominik Simon	1	6	16.7	Zach Torquato	0	2	0.0	
Garrett Wilson	2	4	50.0	Matt Hussey	1	7	14.3	Tim Wallace	0	2	0.0	
Josh Archibald	1	2	50.0	Jason Williams	1	9	11.1	Scott Wilson	0	2	0.0	
Chris Collins	1	2	50.0	Ryan Bayda	0	1	0.0	Ryan Craig	0	3	0.0	
Joey Haddad	1	2	50.0	Chase Berger	0	1	0.0	Stephen Dixon	0	3	0.0	
Kristopher Letang	1	2	50.0	Christopher Brown	0	1	0.0	Jimmy Hayes	0	3	0.0	
Ty Glover	1	2	50.0	Nick D'Agostino	0	1	0.0	Sam Houde	0	3	0.0	
Adam Payerl	1	2	50.0	Philippe Dupuis	0	1	0.0	Sam Lafferty	0	3	0.0	
Bryan Rust	1	2	50.0	Shane Endicott	0	1	0.0	Sam Miletic	0	3	0.0	
Anton Zlobin	1	2	50.0	Rico Fata	0	1	0.0	Kevin Roy	0	3	0.0	
Tyler Kennedy	4	9	44.4	Frédéric Gaudreau	0	1	0.0	Drew O'Connor	0	4	0.0	
Riley Holzzapfel	3	7	42.9	Jake Guentzel	0	1	0.0	Harry Zolnierczyk	0	4	0.0	
Trevor Smith	3	7	42.9	Jean-François Jacques	0	1	0.0	Nick Petersen	0	5	0.0	
Alex Nylander	5	12	41.7	Joe Jensen	0	1	0.0	Drake Caggiula	0	5	0.0	
Kris Beech	4	10	40.0	Josh Jooris	0	1	0.0	David Warsofsky	0	5	0.0	
Jordy Bellerive	2	5	40.0	Chuck Kobasew	0	1	0.0	Beau Bennett	0	6	0.0	
Chad Kolarik	2	5	40.0	Cam Lee	0	1	0.0	Alex Goligoski	0	6	0.0	
Lukas Svejkovsky	2	5	40.0	Nathan Légaré	0	1	0.0	Valtteri Puustinen	0	8	0.0	
Eric Tangradi	2	5	40.0	Denver Manderson	0	1	0.0	Jonathan Filewich	0	9	0.0	
Tom Kostopoulos	3	8	37.5	Matt Murley	0	1	0.0	Ben Street	0	9	0.0	
<b>TOTAL</b>	<b>234</b>	<b>836</b>	<b>28.0</b>									



# ROOKIES

## POINT LEADERS PER SEASON

YEAR	PLAYER	PTS
1999-00	Tom Kostopoulos	58
2000-01	Toby Petersen*	67
2001-02	Shane Endicott	39
2002-03	Matt Murley	58
2003-04	Michel Ouellet*	49
2004-05	Ryan Whitney	41
2005-06	Jonathan Filewich	36
2006-07	Rob Schremp	53
2007-08	Alex Goligoski	38
2008-09	Luca Caputi	45
2009-10	Eric Tangradi	39
2010-11	Keven Veilleux	36
2011-12	Alex Grant	37
2012-13	Beau Bennett	28
2013-14	Scott Harrington	24
2014-15	Conor Sheary*	45
2015-16	Dominik Simon	48
2016-17	Jake Guentzel	42
2017-18	Daniel Sprong*	65
2018-19	Sam Lafferty	49
2019-20	Jordy Bellerive	22
2020-21	Drew O'Connor	19
2021-22	Sam Poulin	37
2022-23	Sam Houde	20



\* = led entire team

## ALL-TIME ROOKIE LEADERS

### GOALS

### ASSISTS

### POINTS

PLAYER	G	YEAR
Daniel Sprong*	32	2017-18
Michel Ouellet*	30	2003-04
Toby Petersen*	26	2000-01
Tom Kostopoulos	26	1999-00
Dominik Simon*	25	2015-16
Tomáš Surový	23	2001-02
Jonathan Filewich	22	2005-06
Greg Crozier	22	1999-00
Jake Guentzel	21	2016-17
Matt Murley	21	2002-03
Milan Kraft	21	2000-01

PLAYER	A	YEAR
Toby Petersen*	41	2000-01
Matt Murley	37	2002-03
Rob Schremp*	36	2006-07
Sam Lafferty*	36	2018-19
Ryan Whitney	35	2004-05
Daniel Sprong*	33	2017-18
Tom Kostopoulos	32	1999-00
Alex Goligoski	28	2007-08
Alex Grant	27	2011-12
Joe Vitale	26	2009-10
Luca Caputi	26	2008-09
Tom Gilbert	26	2006-07

PLAYER	PTS	YEAR
Toby Petersen*	67	2000-01
Daniel Sprong*	65	2017-18
Tom Kostopoulos	58	1999-00
Matt Murley	58	2002-03
Rob Schremp	53	2006-07
Michel Ouellet*	49	2003-04
Sam Lafferty*	49	2018-19
Dominik Simon	48	2015-16
Conor Sheary*	45	2014-15
Luca Caputi	45	2008-09
Greg Crozier	44	1999-00
Milan Kraft	44	2000-01

\* = led entire team

# HAT TRICKS

	DATE	OPP.	GOALIE(s)
<b>1999-00 (1)</b>			
Róbert Döme	2/21	@PHI	N. Little, B. Amidovski
<b>2000-01 (0)</b>			
<b>2001-02 (2)</b>			
Éric Meloche	12/29	@HER	P. Sauvé, F. Cassivi
Tomáš Surový	4/6	@HER	S. Fankhouser
<b>2002-03 (4)</b>			
Shane Endicott	11/2	@BNG	M. Prusek
Alexander Zevakhin	12/14	@SYR	P. LeClaire
Tomáš Surový (2)	1/4	ALB	S. Clemmensen
Tom Kostopoulos	2/26	BNG	S. Lajeunesse
<b>2003-04 (1)</b>			
Michel Ouellet	12/10	HER	P. Budaj, T. Lawson
<b>2004-05 (3)</b>			
Michel Ouellet (2)	12/11	PHI	N. Little
Michel Ouellet (3)	12/31	BRI	W. Dubielewicz
Matt Murley	1/30	@PRO	H. Toivonen, ENG
<b>2005-06 (2)</b>			
Erik Christensen*	10/5	BRI	W. Dubielewicz, C. Madden
Tomáš Surový (3)	11/20	@BRI	C. Madden, ENG
<b>2006-07 (3)</b>			
Kyle Brodziak	1/6	HER	M. Daigneault, D. Machesney
Marc-Antoine Pouliot	2/7	@PHI	M. Houle, ENG
Jean-François Jacques*	2/16	BNG	J. Glass
<b>2007-08 (4)</b>			
Chris Minard	10/3	HER	F. Cassivi
Jeff Taffe	10/20	@BRI	M. Morrison
Chris Minard (2)	1/2	SYR	C. Kowalski, K. Goehring
Dave Gove	3/12	NOR	J. Boutin, ENG
<b>2008-09 (1)</b>			
Chris Minard (3)	11/2	@HOU	N. Schaefer
<b>2009-10 (3)</b>			
Mark Letestu	1/29	HER	B. Holtby
Chris Conner	2/17	ALB	J. Peters, M. Morrison
Chris Conner (2)	2/27	PRO	D. Sabourin
<b>2010-11 (2)</b>			
Eric Tangradi	12/8	TOR	J. Rynnäs, B. Scrivens
Nick Johnson	12/29	SYR	J. Levasseur

	DATE	OPP.	GOALIE(s)
<b>2011-12 (1)</b>			
Alexandre Picard	3/17	WOR	T. Sexsmith
<b>2012-13 (3)</b>			
Paul Thompson	11/4	@BRI	K. Poulin
Eric Tangradi (2)	11/16	BRI	K. Poulin
Chad Kolarik	4/14	@STJ	E. Pasquale
<b>2013-14 (0)</b>			
<b>2014-15 (1)</b>			
Jayson Megna	4/18	NOR	R. Faragher
<b>2015-16 (1)</b>			
Carter Rowney	3/6	HER	J. Peters
<b>2016-17 (2)</b>			
Oskar Sundqvist*	12/10	HER	J. Cannata
Jake Guentzel	12/17	SPR	M. McKenna
<b>2017-18 (5)</b>			
Daniel Sprong	10/20	LAV	C. Lindgren
Garrett Wilson	12/1	MIL	J. Saros
Daniel Sprong (2)	12/29	HFD	M. Mazanec
Ryan Haggerty	1/12	@BEL	M. Högberg, D. Taylor
Andrey Pedan	1/13	@LAV	M. McNiven
<b>2018-19 (4)</b>			
Zach Aston-Reese	11/4	@BRI	C. Gibson
Ryan Haggerty (2)	12/15	LV	C. Hart
Jimmy Hayes	3/13	@LV	A. Lyon
Sam Lafferty	3/23	@LV	A. Lyon
<b>2019-20 (1)</b>			
Anthony Angello	12/27	LV	A. Lyon
<b>2020-21 (0)</b>			
<b>2021-22 (2)</b>			
Filip Hållander	2/26	@BRI	J. Škarek
Sam Poulin	3/12	LAV	L. Guindon, ENG
<b>2022-23 (0)</b>			

**HOME – 27      AWAY – 19      TOTAL – 46**

**MOST ALL-TIME – Chris Minard; Michel Ouellet;  
Tomáš Surový (3)**

**MOST ONE YEAR (Indv.) – Daniel Sprong, 2017-18;  
Chris Conner, 2009-10; Chris Minard, 2008-09;  
Michel Ouellet, 2002-03 (2)**

**MOST ONE YEAR (Team) – 2017-18 (5)**

**MOST AGAINST ONE OPPONENT – Hershey Bears (8)**

\* = Four goals

# HAT TRICKS AGAINST

	DATE	OPP.	GOALIE(s)
<b>1999-00 (5)</b>			
Rejean Stringer	10/10	@KEN	J. Aubin, C. Hillier
Mike Maneluk	12/18	PHI	D. Weninger
Serge Aubin	12/22	HER	C. Hillier
Jarkko Ruutu	12/29	@SYR	D. Weninger
Mark Greig	4/5	@PHI	M. Larocque
<b>2000-01 (3)</b>			
Jim Montgomery, Ryan Kraft	12/8	@KEN	S. Caron
Alyn McCauley	2/24	STJ	J. Laing
<b>2001-02 (1)</b>			
Jon Sim	10/24	@UTH	S. Caron
<b>2002-03 (1)</b>			
Miroslav Zálešák	1/18	CLE	R. Tallas, M. Valley
<b>2003-04 (1)</b>			
Brad Moran	2/6	SYR	A. Chiodo, N. Boucher
<b>2004-05 (1)</b>			
Yanick Lehoux	10/16	@MCH	M. Fleury, A. Chiodo
<b>2005-06 (5)</b>			
Jean-François Fortin	10/9	@HER	D. Sabourin
Pascal Pelletier	2/19	@PRO	D. Sabourin, A. Chiodo
Marc Cavosie	3/17	@PHI	D. Sabourin
Jeff Heerema	4/5	BNG	D. Sabourin, ENG
Brent Kelly	4/15	PHI	D. Sabourin
<b>2006-07 (1)</b>			
Alexandre Giroux	11/26	@HER	J. Drouin-Deslauriers
<b>2007-08 (1)</b>			
Denis Hamel	10/27	BNG	K. Goehring, ENG
<b>2008-09 (1)</b>			
Graham Mink	10/8	HER	D. Brown, A. Berkhoel
<b>2009-10 (4)</b>			
Troy Bodie	12/19	TOR	J. Curry
Chad Wiseman*	1/17	@SPR	A. Berkhoel, ENG
Mathieu Perreault	2/7	@HER	B. Thiessen
Ryan Keller	2/10	@NOR	J. Curry, ENG

	DATE	OPP.	GOALIE(s)
<b>2010-11 (1)</b>			
Zach Boychuk	1/23	CHA	J. Curry, P. Killeen
<b>2011-12 (0)</b>			
<b>2012-13 (1)</b>			
Bobby Butler*	12/12	@ALB	B. Thiessen
<b>2013-14 (2)</b>			
Mike Sislo	11/8	ALB	P. Mannino, J. Drouin-Deslauriers
Jean-Gabriel Pageau	4/18	@BNG	P. Mannino
<b>2014-15 (0)</b>			
<b>2015-16 (4)</b>			
Craig Cunningham	2/27	@SPR	T. Jarry
Justin Florek	3/13	@BRI	T. Jarry
Alan Quine	4/2	BRI	T. Jarry
Adam Comrie	4/8	LV	T. Jarry
<b>2016-17 (0)</b>			
<b>2017-18 (0)</b>			
<b>2018-19 (2)</b>			
Riley Barber	2/22	HER	T. Jarry, ENG
Reid Boucher	4/12	@UTI	J. Muse
<b>2019-20 (2)</b>			
Tanner Kero	1/15	@TEX	C. DeSmith
Alex Barré-Boulet	2/28	@SYR	D. Tokarski
<b>2020-21 (3)</b>			
Connor McMichael	2/20	@HER	M. Lagacé
Gemel Smith	3/24	SYR	G. Smith
Brennan Saulnier	5/9	@LV	T. Nappier
<b>2021-22 (2)</b>			
Cole Schwindt	11/13	CHA	T. Nappier
Zach Senyshyn	11/27	PRO	L. Domingue
<b>2022-23 (0)</b>			

HOME – 18      AWAY – 23      TOTAL – 41

MOST ALL-TIME – 41 players tied (1)

MOST ALLOWED ONE YEAR – 1999-00; 2005-06 (5)

MOST BY ONE OPPONENT – Hershey Bears (7)

\* = Four goals

# SPECIAL TEAMS

YEAR	POWER PLAY			PENALTY KILL		
	PPG/ATTEMPTS	PCT.	AHL RANK	KILLS/ATTEMPTS	PCT.	AHL RANK
1999-00	61/388	15.7%	15 <sup>TH</sup>	264/343	77.0%	19 <sup>TH</sup>
2000-01	78/411	19.0%	T-7 <sup>TH</sup>	374/456	82.0%	7 <sup>TH</sup>
2001-02	60/427	14.1%	23 <sup>RD</sup>	367/464	79.1%	27 <sup>TH</sup>
2002-03	87/489	17.8%	6 <sup>TH</sup>	350/420	83.3%	T-16 <sup>TH</sup>
2003-04	60/405	14.8%	T-16 <sup>TH</sup>	313/390	80.3%	27 <sup>TH</sup>
2004-05	63/432	14.6%	17 <sup>TH</sup>	315/380	82.9%	20 <sup>TH</sup>
2005-06	86/522	16.5%	19 <sup>TH</sup>	419/487	86.0%	1 <sup>ST</sup>
2006-07	96/457	21.0%*	2 <sup>ND</sup>	368/430	85.6%	T-5 <sup>TH</sup>
2007-08	62/409	15.2%	20 <sup>TH</sup>	288/340	84.7%	5 <sup>TH</sup>
2008-09	77/400	19.3%	6 <sup>TH</sup>	326/388	84.0%	12 <sup>TH</sup>
2009-10	55/331	16.6%	20 <sup>TH</sup>	308/377	81.7%	T-18 <sup>TH</sup>
2010-11	64/370	17.3%	19 <sup>TH</sup>	290/347	83.6%	8 <sup>TH</sup>
2011-12	65/346	18.8%	10 <sup>TH</sup>	284/348	81.6%	22 <sup>ND</sup>
2012-13	58/385	15.1%	22 <sup>ND</sup>	307/352	87.2%*	1 <sup>ST</sup>
2013-14	51/371	13.7%	28 <sup>TH</sup>	285/343	83.1%	T-12 <sup>TH</sup>
2014-15	59/344	17.2%	T-13 <sup>TH</sup>	232/279	83.2%	17 <sup>TH</sup>
2015-16	59/318	18.6%	7 <sup>TH</sup>	264/317	83.3%	16 <sup>TH</sup>
2016-17	55/307	17.9%	14 <sup>TH</sup>	273/314	86.9%	1 <sup>ST</sup>
2017-18	41/298	13.8%	29 <sup>TH</sup>	291/355	82.0%	20 <sup>TH</sup>
2018-19	49/298	16.4%	28 <sup>TH</sup>	259/326	79.4%	26 <sup>TH</sup>
2019-20	44/239	18.4%	T-13 <sup>TH</sup>	206/248	83.1%	10 <sup>TH</sup>
2020-21	24/133	18.0%	16 <sup>TH</sup>	96/117	82.1%	13 <sup>TH</sup>
2021-22	41/282	14.5%	30 <sup>TH</sup>	225/278	80.9%	16 <sup>TH</sup>
2022-23	55/277	19.9%	15 <sup>TH</sup>	216/265	81.5%	14 <sup>TH</sup>
<b>TOTALS</b>	<b>1450/8589</b>	<b>16.9%</b>		<b>6920/8364</b>	<b>82.7%</b>	

\* = Franchise Record



# SHORTHANDED GOALS

	DATE	OPP.	TIME	PERIOD
<b>1999-00 (9)</b>				
Martin Sonnenberg	11/10	@HAM	3:54	3 <sup>RD</sup>
Róbert Döme	12/4	PHI	11:07	2 <sup>ND</sup>
John Slaney	12/27	PHI	5:44	3 <sup>RD</sup>
Tom Kostopoulos	1/9	@ALB	12:00	3 <sup>RD</sup>
Martin Sonnenberg (2)	1/21	HER	18:47 <sup>EN</sup>	3 <sup>RD</sup>
Sven Butenschön	2/5	@HER	3:21	3 <sup>RD</sup>
Tom Kostopoulos (2)	3/25	KEN	13:56	1 <sup>ST</sup>
John Slaney (2)	3/26	@PHI	0:26	2 <sup>ND</sup>
John Slaney (3)	4/5	@PHI	7:37	2 <sup>ND</sup>
<b>2000-01 (6)</b>				
Billy Tibbetts	11/11	ALB	3:42	2 <sup>ND</sup>
John Slaney (4)	11/25	SYR	0:29	3 <sup>RD</sup>
Jason MacDonald	12/30	RCH	7:14	2 <sup>ND</sup>
Tom Kostopoulos (3)	1/13	@CIN	6:58	2 <sup>ND</sup>
Milan Kraft	1/19	PHI	9:22	3 <sup>RD</sup>
Michal Rozsival	1/27	NOR	14:13	1 <sup>ST</sup>
<b>2001-02 (14)</b>				
Billy Tibbetts (2)	10/6	RCH	10:29	3 <sup>RD</sup>
Tom Kostopoulos (4)	10/7	@PHI	11:09	3 <sup>RD</sup>
Shane Endicott	10/20	PHI	6:00	3 <sup>RD</sup>
Tom Kostopoulos (5)	11/2	@QUE	15:35	1 <sup>ST</sup>
Peter Ratchuk	11/16	HFD	19:18	2 <sup>ND</sup>
Martin Sonnenberg (3)	12/7	SYR	8:43	2 <sup>ND</sup>
Éric Meloche	12/8	ALB	3:09	3 <sup>RD</sup>
Mike Wilson	12/29	@HER	7:30	2 <sup>ND</sup>
Billy Tibbetts (3)	1/8	HER	8:52	3 <sup>RD</sup>
Billy Tibbetts (4)	1/20	SYR	3:02	2 <sup>ND</sup>
Billy Tibbetts (5)	2/10	NOR	1:59	3 <sup>RD</sup>
Billy Tibbetts (6)	2/18	UTH	7:32	1 <sup>ST</sup>
Alexander Zevakhin	2/20	UTH	11:40	1 <sup>ST</sup>
Darcy Verot	3/10	SYR	1:42	2 <sup>ND</sup>
<b>2002-03 (10)</b>				
Ross Lupaschuk	10/14	STJ	11:19	1 <sup>ST</sup>
Matt Hussey			13:05	2 <sup>ND</sup>
Éric Meloche (2)	10/30	RCH	17:30	2 <sup>ND</sup>
Michal Sivek	11/6	@PHI	16:31	3 <sup>RD</sup>
Alexandre Daigle	1/29	SYR	18:17	2 <sup>ND</sup>
Alexandre Daigle (2)	2/19	@UTH	2:46	1 <sup>ST</sup>
Kris Beech	2/21	@UTH	2:46	3 <sup>RD</sup>
Éric Meloche (3)	2/23	@SA	19:17	1 <sup>ST</sup>
Michal Sivek (2)	3/10	SYR	0:24	3 <sup>RD</sup>
Matt Murley	3/29	SYR	6:18	2 <sup>ND</sup>

	DATE	OPP.	TIME	PERIOD
<b>2003-04 (3)</b>				
Shane Endicott (2)	10/31	@ALB	7:47	2 <sup>ND</sup>
Shane Endicott (3)	12/26	NOR	16:19	1 <sup>ST</sup>
Marquis Mathieu	3/6	PHI	12:31	1 <sup>ST</sup>
<b>2004-05 (9)</b>				
Matt Hussey (2)	10/16	@MCH	17:34	3 <sup>RD</sup>
Matt Hussey (3)	10/22	@NOR	18:33	2 <sup>ND</sup>
Colby Armstrong	11/21	HAM	17:07	3 <sup>RD</sup>
Shane Endicott (4)			2:14	2 <sup>ND</sup>
Matt Murley (2)	1/18	@MB	14:32	2 <sup>ND</sup>
Colby Armstrong (2)	2/4	HER	19:19	3 <sup>RD</sup>
Colby Armstrong (3)	2/5	PHI	12:52	2 <sup>ND</sup>
Matt Murley (3)	2/18	@BRI	19:07	3 <sup>RD</sup>
Shane Endicott (5)	2/27	@PHI	16:23	3 <sup>RD</sup>
<b>2005-06 (13)</b>				
Ryan Stone	10/8	HER	8:07	1 <sup>ST</sup>
Erik Christensen	10/23	@BRI	15:07	2 <sup>ND</sup>
Ryan Lannon	10/28	HER	1:08	3 <sup>RD</sup>
Kenny Corupe			19:33	2 <sup>ND</sup>
Michel Ouellet	11/13	@HFD	17:27	3 <sup>RD</sup>
Konstantin Koltsov	11/25	@RCH	2:43	3 <sup>RD</sup>
Stephen Dixon	12/17	NOR	18:16	2 <sup>ND</sup>
Noah Welch	12/23	PHI	4:06	3 <sup>RD</sup>
Matt Hussey (4)	2/3	BRI	5:16	3 <sup>RD</sup>
Max Talbot	4/1	LOW	6:51	1 <sup>ST</sup>
Stephen Dixon (2)	4/7	NOR	16:53	2 <sup>ND</sup>
Max Talbot (2)	4/14	BRI	15:49	2 <sup>ND</sup>
Daniel Carcillo	4/15	PHI	9:23	1 <sup>ST</sup>
<b>2006-07 (10)</b>				
Connor James	12/15	TOR	7:29	1 <sup>ST</sup>
Stephen Dixon (3)	12/22	BRI	3:22	2 <sup>ND</sup>
Jonathan Filewich			4:23	1 <sup>ST</sup>
Jonathan Filewich (2)	12/23	NOR	4:40	2 <sup>ND</sup>
Stephen Dixon (4)	1/17	SYR	9:16	1 <sup>ST</sup>
Kyle Brodziak	1/21	@HER	3:10	2 <sup>ND</sup>
Tom Gilbert	2/2	@NOR	4:25	1 <sup>ST</sup>
Stephen Dixon (5)	3/24	HFD	4:30	3 <sup>RD</sup>
Tyler Spurgeon	3/28	BNG	14:06	1 <sup>ST</sup>
Stephen Dixon (6)	4/4	@NOR	3:20	1 <sup>ST</sup>
<b>2007-08 (4)</b>				
Ryan Lannon (2)	11/21	WOR	14:28	3 <sup>RD</sup>
Dave Gove	2/9	HER	7:05	2 <sup>ND</sup>
Dave Gove (2)	2/13	@NOR	11:46	2 <sup>ND</sup>
Dave Gove (3)	4/11	@ALB	17:47	1 <sup>ST</sup>

EN = Empty Net  
PS = Penalty Shot

continued on next page...

# SHORTHANDED GOALS continued...

	DATE	OPP.	TIME	PERIOD
<b>2008-09 (9)</b>				
Dustin Jeffrey	10/11	PHI	1:04	1 <sup>ST</sup>
Dave Gove (4)	10/25	@POR	8:42	2 <sup>ND</sup>
Connor James (2)	10/21	@SA	9:33	2 <sup>ND</sup>
Billy Thomas	11/8	HER	3:26	2 <sup>ND</sup>
Connor James (3)	11/14	@BNG	19:48	2 <sup>ND</sup>
Connor James (4)	11/19	SYR	4:03	3 <sup>RD</sup>
Ben Lovejoy	11/22	@TOR	19:39	3 <sup>RD</sup>
Connor James (5)	11/28	@NOR	12:59	2 <sup>ND</sup>
Jeff Taffe	1/16	@BNG	5:55	2 <sup>ND</sup>
<b>2009-10 (11)</b>				
Dustin Jeffrey (2)	10/30	@MB	13:30 <sup>PS</sup>	2 <sup>ND</sup>
Wyatt Smith	11/21	ADK	18:36	2 <sup>ND</sup>
Luca Caputi	11/27	@RCH	19:36	3 <sup>RD</sup>
Dustin Jeffrey (3)	12/18	@SYR	11:02	1 <sup>ST</sup>
Dustin Jeffrey (4)	1/17	@SPR	12:43	3 <sup>RD</sup>
Chris Conner	2/3	ADK	18:53	2 <sup>ND</sup>
Tim Wallace	2/21	@MCH	5:03	3 <sup>RD</sup>
Tim Wallace (2)	2/27	PRO	7:06	2 <sup>ND</sup>
Tim Wallace (3)	3/12	@PRO	3:48	3 <sup>RD</sup>
Chris Conner (2)	3/24	@NOR	9:56	3 <sup>RD</sup>
Tim Wallace (4)	3/27	@HER	1:35	1 <sup>ST</sup>
<b>2010-11 (13)</b>				
Dustin Jeffrey (5)	10/15	@CHA	4:33	2 <sup>ND</sup>
Joe Vitale	10/22	HER	16:08	1 <sup>ST</sup>
Joe Vitale (2)	10/30	@HER	9:51	1 <sup>ST</sup>
Dustin Jeffrey (6)	11/5	@RCH	4:16	3 <sup>RD</sup>
Tim Wallace (4)	11/13	@WOR	12:44	2 <sup>ND</sup>
Dustin Jeffrey (7)	11/24	ALB	7:57	1 <sup>ST</sup>
Dustin Jeffrey (8)	12/3	BNG	15:56	1 <sup>ST</sup>
Dustin Jeffrey (9)	12/17	ABB	6:39	2 <sup>ND</sup>
Dustin Jeffrey (10)	1/26	CHA	6:44	1 <sup>ST</sup>
Zach Sill	2/13	HER	1:15	1 <sup>ST</sup>
Tim Wallace (5)	2/27	SPR	14:04	2 <sup>ND</sup>
Bryan Lerg	3/27	@HER	3:17	OT
Bryan Lerg (2)	4/1	CHA	17:08	1 <sup>ST</sup>
Brian Gibbons	10/8	HER	15:27	1 <sup>ST</sup>
Bryan Lerg (3)	10/13	@RCH	18:48	2 <sup>ND</sup>
Bryan Lerg (4)	10/21	@SPR	18:51	3 <sup>RD</sup>
Joey Mormina	11/4	HER	17:17	3 <sup>RD</sup>
Zach Sill (2)	12/28	@HER	19:07	2 <sup>ND</sup>

	DATE	OPP.	TIME	PERIOD
Ben Street			12:19	2 <sup>ND</sup>
Joey Mormina (2)	1/14	@STJ	11:58	3 <sup>RD</sup>
Bryan Lerg (5)			14:00	3 <sup>RD</sup>
Bryan Lerg (6)	1/15	@STJ	19:56	1 <sup>ST</sup>
Zach Sill (3)				1 <sup>ST</sup>
Brian Strait	1/22	@SYR	14:32	2 <sup>ND</sup>
Brandon DeFazio	2/5	@HER	3:43	1 <sup>ST</sup>
Alex Picard	2/20	@POR	19:25 <sup>EN</sup>	3 <sup>RD</sup>
<b>2012-13 (5)</b>				
Benn Ferriero	11/21	@HER	1:03	3 <sup>RD</sup>
Brian Gibbons (2)	1/15	@NOR	19:32	3 <sup>RD</sup>
Trevor Smith			18:43	2 <sup>ND</sup>
Zach Sill (4)	2/1	MCH	1:32	3 <sup>RD</sup>
Brian Gibbons (3)	2/16	@BNG	4:36	3 <sup>RD</sup>
<b>2013-14 (14)</b>				
Brian Gibbons (4)	10/12	HER	7:31	2 <sup>ND</sup>
Jayson Megna	10/13	@SYR	8:48	3 <sup>RD</sup>
Jayson Megna (2)	10/18	ADK	9:14	2 <sup>ND</sup>
Andrew Ebbett	11/2	@HER	18:04	3 <sup>RD</sup>
Brian Gibbons (5)	11/16	HER	6:45	1 <sup>ST</sup>
Harry Zolnierczyk	12/11	SPR	2:58 <sup>PS</sup>	3 <sup>RD</sup>
Dominik Uher	1/11	HFD	5:32	1 <sup>ST</sup>
Brian Gibbons (6)	2/16	HER	15:57	3 <sup>RD</sup>
Brendan Mikkelson	2/25	HER	5:00	3 <sup>RD</sup>
Andrew Ebbett	3/14	HAM	11:45 <sup>PS</sup>	1 <sup>ST</sup>
Dominik Uher (2)	3/29	@NOR	0:56	3 <sup>RD</sup>
Dominik Uher (3)	4/4	BRI	17:53	2 <sup>ND</sup>
Carter Rowney	4/12	BNG	19:14	2 <sup>ND</sup>
Bobby Farnham	4/18	@BNG	13:58	2 <sup>ND</sup>
<b>2014-15 (5)</b>				
Carter Rowney (2)	2/7	@HER	5:40	2 <sup>ND</sup>
Tom Kühnhackl	3/7	@MCH	9:00	3 <sup>RD</sup>
Jayson Megna (3)	3/27	@BNG	17:33	1 <sup>ST</sup>
Tom Kühnhackl (2)	4/8	@LV	18:10 <sup>EN</sup>	3 <sup>RD</sup>
Andrew Ebbett	4/12	@POR	15:16	1 <sup>ST</sup>
<b>2015-16 (6)</b>				
Oskar Sundqvist	10/30	HFD	13:11	3 <sup>RD</sup>
Kevin Porter	11/15	@HFD	13:34	2 <sup>ND</sup>
Carter Rowney (3)			2:41	1 <sup>ST</sup>
Dominik Simon	2/28	PRO	18:42	3 <sup>RD</sup>
Carter Rowney (4)	3/6	HER	19:16	2 <sup>ND</sup>
Adam Krause	3/20	@HER	18:26	2 <sup>ND</sup>

EN = Empty Net  
PS = Penalty Shot

continued on next page...

# SHORTHANDED GOALS continued...

	DATE	OPP.	TIME	PERIOD
<b>2016-17 (6)</b>				
Kevin Porter (2)	10/22	SYR	8:11	2 <sup>ND</sup>
Kevin Porter (3)	10/22	SYR	10:30	2 <sup>ND</sup>
Josh Archibald	10/26	ALB	5:46	2 <sup>ND</sup>
Josh Archibald (2)	1/18	@HER	9:47	2 <sup>ND</sup>
Josh Archibald (3)	2/4	LV	16:36	1 <sup>ST</sup>
Oskar Sundqvist (2)	2/14	LV	0:57	2 <sup>ND</sup>
<b>2017-18 (9)</b>				
Thomas Di Pauli	10/7	CHA	14:46	2 <sup>ND</sup>
Jean-Sébastien Dea	11/3	@LV	9:30	2 <sup>ND</sup>
Josh Archibald (4)	12/1	MIL	19:05	2 <sup>ND</sup>
Teddy Blueger	12/2	RCH	14:29	3 <sup>RD</sup>
Zach Aston-Reese	12/29	HFD	14:26	3 <sup>RD</sup>
Jean-Sébastien Dea (2)	2/18	@LV	8:08	3 <sup>RD</sup>
Jean-Sébastien Dea (3)	3/9	@BNG	4:41	1 <sup>ST</sup>
Adam Johnson	3/10	GR	12:25	1 <sup>ST</sup>
Jean-Sébastien Dea (4)	4/3	HER	19:58 <sup>EN</sup>	3 <sup>RD</sup>
<b>2018-19 (6)</b>				
Anthony Angello	10/23	HER	13:55	1 <sup>ST</sup>
Zach Aston-Reese (2)	11/4	@BRI	19:25	3 <sup>RD</sup>
Teddy Blueger (2)	12/15	LV	5:28	2 <sup>ND</sup>
Sam Lafferty	12/15	LV	15:36	3 <sup>RD</sup>
Linus Ölund	1/11	@CHA	9:40	1 <sup>ST</sup>
Sam Miletic	2/8	@MIL	10:02	2 <sup>ND</sup>
<b>2019-20 (2)</b>				
Zach Trotman	11/9	SYR	12:35	3 <sup>RD</sup>
Jake Lucchini	12/27	LV	2:07	3 <sup>RD</sup>
<b>2020-21 (3)</b>				
Chase Berger	4/10	BNG	16:24	3 <sup>RD</sup>
Jon Lizotte	4/16	BNG	4:24	2 <sup>ND</sup>
Josh Currie	5/5	BNG	16:06	1 <sup>ST</sup>
<b>2021-22 (4)</b>				
Anthony Angello (2)	12/12	SPR	8:39	1 <sup>ST</sup>
Jonathan Gruden	4/6	LV	9:02	2 <sup>ND</sup>
Filip Hållander	4/13	CHA	8:57	2 <sup>ND</sup>
Michael Chaput	4/19	HER	18:40	2 <sup>ND</sup>
<b>2022-23 (6)</b>				
Jonathan Gruden (2)	11/21	@CHA	16:03	1 <sup>ST</sup>
Drake Caggiula	11/25	LV	17:59	3 <sup>RD</sup>
Raivis Ansons	1/11	@HER	14:20	2 <sup>ND</sup>
Raivis Ansons (2)	3/4	@CLE	15:06	1 <sup>ST</sup>
Drake Caggiula (2)	3/19	@LV	1:04	2 <sup>ND</sup>
Drake Caggiula (3)	4/1	SYR	16:12	1 <sup>ST</sup>



<b>HOME – 105</b>	<b>AWAY – 84</b>	<b>TOTAL – 189</b>
<b>MOST ALL-TIME – Dustin Jeffrey (10)</b> <b>MOST ONE YEAR (Indv.) – Dustin Jeffrey, 2010-11;</b> <b>Billy Tibbetts, 2001-02 (5)</b> <b>MOST ONE YEAR (Team) – 2013-14; 2001-02 (14)</b> <b>MOST AGAINST ONE OPPONENT – Hershey Bears (33)</b>		

EN = Empty Net  
 PS = Penalty Shot

# SHORTHANDED GOALS AGAINST

	DATE	OPP.	TIME	PERIOD
<b>1999-00 (18)</b>				
Michael Gaul	10/2	@HER	9:48	2 <sup>ND</sup>
Brian White			17:35 <sup>EN</sup>	3 <sup>RD</sup>
Scott Hannan	11/13	KEN	16:49	1 <sup>ST</sup>
Brian Willsie	12/3	HER	6:10	2 <sup>ND</sup>
Christian Matte			13:54	2 <sup>ND</sup>
Dean Melanson	12/4	PHI	6:05	3 <sup>RD</sup>
Mike Maneluk	12/18	PHI	19:52	1 <sup>ST</sup>
Serge Aubin	12/22	HER	15:14	1 <sup>ST</sup>
Jarkko Ruutu	12/29	@SYR	6:02	2 <sup>ND</sup>
Jarkko Ruutu (2)			10:05	3 <sup>RD</sup>
Dean Melanson (2)	1/8	PHI	16:13	2 <sup>ND</sup>
Jason Cipolla	1/19	RCH	2:19	1 <sup>ST</sup>
Dan Hinote	2/5	@HER	0:41	2 <sup>ND</sup>
Jeremy Stevenson	2/13	@CIN	4:54	3 <sup>RD</sup>
Mike Maneluk (2)	2/21	@PHI	4:54	2 <sup>ND</sup>
Wyatt Smith	2/23	@SPR	1:07	2 <sup>ND</sup>
Jarkko Ruutu (3)	3/22	SYR	5:58	1 <sup>ST</sup>
David Cunniff	4/4	ALB	14:20	2 <sup>ND</sup>
<b>2000-01 (10)</b>				
Ryan Kraft	12/8	@KEN	5:46	3 <sup>RD</sup>
Zoltán Bátorovský	12/9	@KEN	17:14	2 <sup>ND</sup>
Ryan Kraft (2)			19:26 <sup>EN</sup>	3 <sup>RD</sup>
Reto von Arx	12/16	NOR	5:07	3 <sup>RD</sup>
Chris Taylor	12/30	RCH	12:12	2 <sup>ND</sup>
Richard Rochefort	1/3	@ALB	14:49	1 <sup>ST</sup>
Torrey DiRoberto	1/13	@CIN	6:28	1 <sup>ST</sup>
Mark Greig	2/13	PHI	2:19	1 <sup>ST</sup>
Andrei Bashkirov	3/7	QUE	16:00	3 <sup>RD</sup>
Jeremy Rich	4/1	@SYR	3:00	2 <sup>ND</sup>
<b>2001-02 (5)</b>				
Jeremy Adduono	10/6	RCH	6:21	2 <sup>ND</sup>
Doug Houda	11/17	@RCH	13:22	2 <sup>ND</sup>
Steve Martins	11/22	GR	5:30	3 <sup>RD</sup>
Mike Souza	2/30	NOR	3:25	2 <sup>ND</sup>
Greg Hawgood	2/18	UTH	14:13	3 <sup>RD</sup>
<b>2002-03 (15)</b>				
Eric Bertrand	10/12	HER	5:01	2 <sup>ND</sup>
David Hymovitz	10/25	@BNG	19:25	1 <sup>ST</sup>
Steve Martins (2)			2:51	3 <sup>RD</sup>
David Hymovitz (2)	11/2	@BNG	6:37	3 <sup>RD</sup>
Tim Montgomery	11/3	UTH	11:36	2 <sup>ND</sup>
Matt Henderson	11/15	@NOR	8:43	2 <sup>ND</sup>
Mike Lephart	1/3	@PHI	5:34	3 <sup>RD</sup>

	DATE	OPP.	TIME	PERIOD
Craig Mills	1/10	@STJ	5:16	1 <sup>ST</sup>
Chris Kelly	1/25	@BNG	18:46	2 <sup>ND</sup>
Hnat Domenichelli	2/1	HOU	12:48	1 <sup>ST</sup>
Mark Wotton	2/19	@UTH	5:48	1 <sup>ST</sup>
Barrett Heissen	2/21	@UTH	7:43	3 <sup>RD</sup>
Bryan Muir	3/15	@HER	4:03	2 <sup>ND</sup>
Brad Tiley	3/17	PHI	18:23 <sup>EN</sup>	3 <sup>RD</sup>
Travis Brigley	3/23	@HER	11:23	2 <sup>ND</sup>
<b>2003-04 (4)</b>				
Shane Willis	1/30	HER	1:43	3 <sup>RD</sup>
Ajay Baines	2/14	NOR	19:37 <sup>EN</sup>	3 <sup>RD</sup>
Alexandre Giroux	2/16	BNG	2:31	1 <sup>ST</sup>
Joe Cullen	2/29	@TOR	1:18	2 <sup>ND</sup>
<b>2004-05 (10)</b>				
Jason Spezza	11/19	@BNG	9:00	1 <sup>ST</sup>
Antoine Vermette	11/20	BNG	11:26	2 <sup>ND</sup>
Sean Bergenheim	2/18	@BRI	11:28	1 <sup>ST</sup>
Jon Sim	3/5	PHI	18:19	1 <sup>ST</sup>
Jon Sim (2)	3/6	@PHI	19:10	3 <sup>RD</sup>
Mathieu Darche	3/20	@HER	1:50	3 <sup>RD</sup>
Pat Kavanagh	4/6	BNG	0:11	2 <sup>ND</sup>
Josh Langfeld			17:59	2 <sup>ND</sup>
Denis Hamel	4/9	@BNG	8:17	1 <sup>ST</sup>
Mathieu Darche (2)	4/10	@HER	7:07	2 <sup>ND</sup>
<b>2005-06 (10)</b>				
Greg Watson	10/22	BNG	19:59	2 <sup>ND</sup>
B.J. Abel	11/6	@PHI	9:10	2 <sup>ND</sup>
Mark Cullen	12/2	@NOR	18:59	1 <sup>ST</sup>
Graham Mink	12/4	@HER	18:20	1 <sup>ST</sup>
Jimmy Roy	12/9	MB	13:38	2 <sup>ND</sup>
David Lundbohm	2/19	@PRO	14:04	2 <sup>ND</sup>
Bates Battaglia	3/3	TOR	9:11	2 <sup>ND</sup>
Kris Beech	3/26	@HER	3:43	1 <sup>ST</sup>
<b>2006-07 (18)</b>				
Alain Nasreddine	10/4	MB	8:44	2 <sup>ND</sup>
Chad Wiseman	10/7	HER	12:37	3 <sup>RD</sup>
Drew Miller	11/11	@POR	17:36	3 <sup>RD</sup>
Alexandre Giroux (2)	11/26	@HER	8:08	2 <sup>ND</sup>
Dave Steckel	12/1	HER	12:48	3 <sup>RD</sup>
Jeff Corey	12/15	TOR	18:45	3 <sup>RD</sup>
Brandon Bochenski	12/23	NOR	10:20	3 <sup>RD</sup>
Joe Motzko	12/29	@SYR	19:51	2 <sup>ND</sup>
Ryan Oulahan	1/13	@GR	4:26	3 <sup>RD</sup>
Brandon Bochenski (2)	1/20	NOR	18:36	1 <sup>ST</sup>

EN = Empty Net  
PS = Penalty Shot

continued on next page...



# SHORTHANDED GOALS AGAINST continued...

<i>2006-07 continued...</i>	DATE	OPP.	TIME	PERIOD		DATE	OPP.	TIME	PERIOD	
Dave Steckel (2)	1/21	@HER	1:01	1 <sup>ST</sup>		Justin Azevedo	2/21	@MCH	1:44	2 <sup>ND</sup>
Adam Burish	2/2	@NOR	11:38	3 <sup>RD</sup>		Dan Fritsche	3/5	@SYR	17:00	3 <sup>RD</sup>
Kyle Chipchura	2/3	HAM	4:37	3 <sup>RD</sup>		Jared Ross (2)	3/31	ADK	16:02	2 <sup>ND</sup>
Allan Rowke	3/9	BRI	3:53	3 <sup>RD</sup>		Derek Smith			16:29	2 <sup>ND</sup>
Curtis Glencross	3/10	@SYR	12:58	3 <sup>RD</sup>		Josh Hennessy	4/2	@BNG	12:58	3 <sup>RD</sup>
Nigel Dawes	3/24	HFD	9:13	2 <sup>ND</sup>		<b>2010-11 (7)</b>				
Dave Steckel (3)	4/13	HER	6:02	1 <sup>ST</sup>		Jim O'Brien	11/25	@BNG	9:05	3 <sup>RD</sup>
Philippe Dupuis	4/15	SYR	16:38	2 <sup>ND</sup>		Jerome Samson	1/5	@CHA	5:38	2 <sup>ND</sup>
<b>2007-08 (14)</b>						Jean Bourbeau	1/7	BRI	19:50	2 <sup>ND</sup>
Frédéric Cabana	11/14	@PHI	8:34	1 <sup>ST</sup>		Chad Kolarik			1:49	1 <sup>ST</sup>
Denis Hamel (2)	11/18	BNG	7:55	2 <sup>ND</sup>		Chad Kolarik (2)	1/16	@CT	19:56	1 <sup>ST</sup>
Geoff Waugh	11/25	BNG	2:58	2 <sup>ND</sup>		Greg Moore (2)	1/21	@ADK	4:04	2 <sup>ND</sup>
Tomáš Plíhal	12/14	@WOR	16:46	2 <sup>ND</sup>		Keith Aucoin	3/27	@HER	18:19	2 <sup>ND</sup>
Steven Goertzen	1/2	SYR	2:39	2 <sup>ND</sup>		<b>2011-12 (7)</b>				
Chris Harrington	1/4	@TOR	8:37	3 <sup>RD</sup>		Nick Drazenovic	10/14	SPR	4:52	1 <sup>ST</sup>
Chris Bourque	1/11	HER	1:52	2 <sup>ND</sup>		Jean-François Jacques	10/28	@SYR	3:55	3 <sup>RD</sup>
Norm Milley	2/2	NOR	16:13	1 <sup>ST</sup>		Radko Gudas	11/21	NOR	15:01	1 <sup>ST</sup>
Karl Stewart	2/6	@NOR	9:43	2 <sup>ND</sup>		Maxime Legault	1/6	RCH	11:44	3 <sup>RD</sup>
Tim Jackman	2/29	BRI	2:42	2 <sup>ND</sup>		Trevor Smith	1/15	NOR	0:59	2 <sup>ND</sup>
Rory Fitzpatrick	3/1	PHI	14:33	2 <sup>ND</sup>		John Albert			4:48	1 <sup>ST</sup>
Darroll Powe	3/4	PHI	4:38	1 <sup>ST</sup>		Arturs Kūlda	3/6	STJ	2:47	3 <sup>RD</sup>
Brent Kelly	3/7	@LE	16:18	3 <sup>RD</sup>		<b>2012-13 (11)</b>				
Marek Kvapil	3/12	NOR	13:57	1 <sup>ST</sup>		Zach Hamill	10/28	@HER	13:29	2 <sup>ND</sup>
<b>2008-09 (11)</b>						Garrett Mitchell	11/17	@HER	12:19	1 <sup>ST</sup>
Darren Helm	11/21	@GR	19:44	1 <sup>ST</sup>		Jacob Josefson	11/25	@ALB	10:22	3 <sup>RD</sup>
Jared Ross			17:30	1 <sup>ST</sup>		Bobby Butler	12/12	@ALB	8:03	2 <sup>ND</sup>
Darroll Powe (2)	11/26	PHI	4:18	2 <sup>ND</sup>		Peter Holland	2/9	@NOR	11:38	2 <sup>ND</sup>
Justin Keller	12/10	@NOR	19:32	3 <sup>RD</sup>		David Dziurzynski	2/12	BNG	11:56	2 <sup>ND</sup>
Jason Pitton	12/27	BRI	11:23	3 <sup>RD</sup>		Tyler Eckford	2/16	@BNG	4:42	2 <sup>ND</sup>
Jim McKenzie	12/28	BNG	7:23	2 <sup>ND</sup>		Stefan Legein (2)	3/10	@MCH	10:40	1 <sup>ST</sup>
Chris Bourque (2)	1/30	HER	7:31	2 <sup>ND</sup>		Josh Lunden	3/14	@STJ	19:58	1 <sup>ST</sup>
Greg Moore			1:24	3 <sup>RD</sup>		Freddie Hamilton			18:06	3 <sup>RD</sup>
Patrick Rissmiller	2/25	HFD	10:53	3 <sup>RD</sup>		Freddie Hamilton (2)	4/19	WOR	19:02 <sup>EN</sup>	3 <sup>RD</sup>
Brandon Sutter	2/27	ALB	5:30	2 <sup>ND</sup>		<b>2013-14 (8)</b>				
Justin Keller (2)	3/21	@NOR	11:01	1 <sup>ST</sup>		Cédric Paquette	10/13	@SYR	14:39	2 <sup>ND</sup>
<b>2009-10 (12)</b>						Cole Schneider	10/25	@BNG	15:24	2 <sup>ND</sup>
Derek Mackenzie	10/17	SYR	14:17	3 <sup>RD</sup>		Mike Sislo	11/8	ALB	6:50	2 <sup>ND</sup>
Boyd Kane	11/14	@HER	5:02	1 <sup>ST</sup>		Nicolas Deschamps	12/13	HER	8:56	3 <sup>RD</sup>
Stefan Legein	12/12	ADK	1:45	2 <sup>ND</sup>		Maxime Sauvé	1/31	NOR	6:24	1 <sup>ST</sup>
Andrew Joudrey	1/1	HER	18:54	2 <sup>ND</sup>		Jordan Martinook	2/7	POR	14:48	2 <sup>ND</sup>
Derek Mackenzie (2)	1/22	@SYR	13:06	2 <sup>ND</sup>		Jean-Gabriel Pageau	2/14	@BNG	14:40	1 <sup>ST</sup>
Boyd Kane (2)	1/29	HER	18:54	2 <sup>ND</sup>		Kenny Ryan	3/9	@TOR	3:16	2 <sup>ND</sup>
Nick Dodge	2/17	ALB	8:24	2 <sup>ND</sup>						

EN = Empty Net  
PS = Penalty Shot

continued on next page...

## SHORTHANDED GOALS AGAINST continued...

	DATE	OPP.	TIME	PERIOD
<b>2014-15 (4)</b>				
Emerson Etem	1/9	NOR	11:11	1 <sup>ST</sup>
Keaton Ellerby	1/21	STJ	18:52	2 <sup>ND</sup>
Kris Newbury	2/7	HER	0:17	3 <sup>RD</sup>
Buddy Robinson	4/21	BNG	13:35	1 <sup>ST</sup>
<b>2015-16 (9)</b>				
Bracken Kearns	10/10	@BRI	10:48	1 <sup>ST</sup>
Taylor Leier	12/4	LV	19:39 <sup>EN</sup>	3 <sup>RD</sup>
Mark Arcobello			4:38	3 <sup>RD</sup>
Nikita Soshnikov	12/18	TOR	5:17	3 <sup>RD</sup>
Richard Clune			7:12	3 <sup>RD</sup>
Austin Czarnik	1/24	@PRO	19:27	2 <sup>ND</sup>
Jayson Megna	1/27	HFD	19:23	1 <sup>ST</sup>
Wade Megan	2/14	POR	13:08	2 <sup>ND</sup>
Kyle Rau			19:41	3 <sup>RD</sup>
<b>2016-17 (2)</b>				
Zac Rinaldo	12/30	PRO	12:39	2 <sup>ND</sup>
Yannick Veilleux	2/8	STJ	18:40	2 <sup>ND</sup>
<b>2017-18 (11)</b>				
Warren Foegele			19:15	2 <sup>ND</sup>
Warren Foegele (2)	10/7	CHA	9:37	3 <sup>RD</sup>
Jeremy Langlois	10/27	HER	17:21	2 <sup>ND</sup>
Michaël Bournival	11/24	@SYR	19:31 <sup>EN</sup>	3 <sup>RD</sup>
Michaël Bournival (2)	11/25	SYR	10:56	2 <sup>ND</sup>
Harry Zolnierczyk	12/1	MIL	4:24	1 <sup>ST</sup>
Tyrell Goulbourne	12/6	@LV	3:28	2 <sup>ND</sup>
Michael Latta	12/22	BNG	19:16	1 <sup>ST</sup>
Matt Read	2/18	@LV	18:06 <sup>EN</sup>	3 <sup>RD</sup>
Gabriel Dumont	2/24	@SYR	1:35	2 <sup>ND</sup>
Frédéric Gaudreau	3/4	@MIL	10:38	1 <sup>ST</sup>

	DATE	OPP.	TIME	PERIOD
<b>2018-19 (8)</b>				
Riley Barber	10/27	@HER	11:16	2 <sup>ND</sup>
Josh Jooris	12/1	@TOR	0:16	3 <sup>RD</sup>
Emil Pettersson	1/5	MIL	3:45	2 <sup>ND</sup>
Jayson Megna (2)	1/19	HER	16:02	3 <sup>RD</sup>
Anthony Richard	2/8	@MIL	13:52	2 <sup>ND</sup>
Cole Bardreau			16:01	1 <sup>ST</sup>
Cole Bardreau (2)	4/6	@LV	2:10	2 <sup>ND</sup>
Jamie Sifers	4/12	@UTI	2:45	3 <sup>RD</sup>
<b>2019-20 (6)</b>				
Martin Fehérváry	10/13	@HER	11:02	2 <sup>ND</sup>
Clark Bishop	1/8	@CHA	1:55	2 <sup>ND</sup>
Austin Poganski	1/18	@SA	9:09	2 <sup>ND</sup>
Liam O'Brien	2/7	HER	18:42	3 <sup>RD</sup>
Maksim Sushko	2/8	LV	10:39	3 <sup>RD</sup>
Nathan Bastian	3/6	@BNG	15:10	3 <sup>RD</sup>
<b>2020-21 (1)</b>				
Axel Jonsson-Fjällby	4/25	HER	15:18	2 <sup>ND</sup>
<b>2021-22 (9)</b>				
Matthew Peca	10/30	@SPR	5:56	1 <sup>ST</sup>
Tim Gettinger	11/6	@HFD	3:03	2 <sup>ND</sup>
Mark Jankowski	11/10	RCH	3:37 <sup>PS</sup>	1 <sup>ST</sup>
Cole Schwindt	11/13	CHA	14:14	1 <sup>ST</sup>
Shane Gersich	12/18	@HER	19:06	3 <sup>RD</sup>
Joe Snively			11:54	3 <sup>RD</sup>
Joe Snively (2)	1/25	@HER	17:56 <sup>EN</sup>	3 <sup>RD</sup>
Brendan Gaunce			7:42	2 <sup>ND</sup>
Liam Foudy	1/29	@CLE	11:53	3 <sup>RD</sup>
<b>2022-23 (3)</b>				
Tim Gettinger (2)	11/11	HFD	14:34	1 <sup>ST</sup>
Ridly Greig	12/21	@BEL	7:45 <sup>PS</sup>	3 <sup>RD</sup>
Connor Bunnaman	1/4	CHA	16:31	1 <sup>ST</sup>

EN = Empty Net  
PS = Penalty Shot

**HOME – 106**

**AWAY – 96**

**TOTAL – 202**

**MOST ALL-TIME – Dave Steckel, Jarkko Ruutu (3)**

**MOST ONE YEAR (Indv.) – Dave Steckel, 2006-07; Jarkko Ruutu, 1999-00 (3)**

**MOST ONE YEAR (Team) – 2006-07; 1999-00 (18)**

**MOST BY ONE OPPONENT – Hershey Bears (38)**

# PENALTY SHOTS

DATE	PLAYER	OPPONENT	GOALTENDER	RESULT
2/25/00	Martin Sonnenberg	HAMILTON	Mike Minard	X
2/22/02	Ross Lupaschuk	at Syracuse	Jean-François Labbé	X
3/17/02	Tomáš Surový	SYRACUSE	Greg Gardner	X
1/14/04	Shane Endicott	TORONTO	Mike Morrison	X
12/17/04	Matt Murley	at Syracuse	Karl Goehring	X
2/12/05	Colby Armstrong	LOWELL	Cam Ward	X
2/19/05	Mike Sgroi	at Hershey	Peter Budaj	X
4/16/05	Shane Endicott	NORFOLK	Craig Anderson	X
10/22/05	Tomáš Surový	BINGHAMTON	Kelly Guard	X
1/20/06	Rico Fata	at Binghamton	Billy Thompson	GOAL
2/8/06	Ryan Stone	at Philadelphia	Jamie Storr	X
11/5/06	Daniel Carcillo	NORFOLK	Corey Crawford	X
2/7/07	Kurtis McLean	at Philadelphia	Martin Houle	X
10/13/07	Tyler Kennedy	PHILADELPHIA	Brian Boucher	X
12/31/07	Connor James	NORFOLK	Marc Denis	X
2/27/08	Connor James	SYRACUSE	Karl Goehring	X
11/19/08	Dustin Jeffrey	SYRACUSE	Dan LaCosta	X
1/2/09	Janne Pesonen	SYRACUSE	Sebastian Dahm	X
2/14/09	Mark Letestu	HAMILTON	Cédric Desjardins	X
4/1/09	Nick Johnson	at Binghamton	Jeff Glass	X
10/30/09	Dustin Jeffrey	at Manchester	Darren Machesney	GOAL
4/8/11	Brett Sterling	HERSHEY	Braden Holtby	X
1/14/12	Ben Street	at St. John's	Davis Aebischer	GOAL
1/20/12	Ben Street	MANCHESTER	Martin Jones	X
2/15/12	Robert Bortuzzo	NORFOLK	Dustin Tokarski	X
2/23/12	Jason Williams	MANCHESTER	Jeff Zatkoff	X
4/7/12	Nick Petersen	CONNECTICUT	Chad Johnson	X
11/6/13	Harry Zolnierczyk	SYRACUSE	Kristers Gudļevskis	X
12/11/13	Harry Zolnierczyk	SPRINGFIELD	Jeremy Smith	GOAL
12/20/13	Nick Drazenovic	WORCESTER	Harri Säteri	GOAL
3/14/14	Andrew Ebbett	HAMILTON	Devan Dubnyk	GOAL
10/12/14	Bobby Farnham	MANCHESTER	Jean-François Bérubé	X
11/16/14	Josh Archibald	at Hershey	Philipp Grubauer	X
11/15/15	Carter Rowney	at Hartford	Mackenzie Skapski	X
2/13/16	Carter Rowney	PORTLAND	Sam Brittain	X
4/9/16	Josh Archibald	at Hershey	Dan Ellis	X
10/23/16	Dominik Simon	at Hershey	Vítek Vaněček	GOAL
11/5/16	Garrett Wilson	at Bridgeport	Chris Gibson	GOAL
11/19/16	Oskar Sundqvist	at Hershey	Joe Cannata	X
11/12/17	Daniel Sprong	at Hershey	Vítek Vaněček	X
3/30/18	Adam Johnson	at Hartford	Alexandar Georgiev	X
12/16/18	Jarrett Burton	at Bridgeport	Chris Gibson	X
2/13/19	Adam Johnson	at Hershey	Vítek Vaněček	X
2/22/20	Adam Johnson	at Hartford	Adam Húska	GOAL
4/24/21	Jonathan Gruden	at Hershey	Zach Fucale	X
2/18/23	Tyler Sikura	at Lehigh Valley	Troy Grosenick	X
3/5/23	Ty Glover	at Cleveland	Daniil Tarasov	GOAL



**HOME – 3 / 24      AWAY – 7 / 23**  
**TOTAL – 10 / 47**

MOST GOALS – Ten players tied (1)

MOST ATTEMPTS ALL-TIME –  
Adam Johnson (3)

MOST GOALS IN ONE YEAR –  
2013-14 (3)

MOST ATTEMPTS IN ONE YEAR –  
2011-2012 (5)

MOST ATTEMPTS AGAINST ONE  
OPPONENT – Hershey Bears (9)

# OPPONENT PENALTY SHOTS



DATE	PLAYER	OPPONENT	GOALTENDER	RESULT
1/25/00	Josh Holden	SYRACUSE	Ryan Bach	X
2/23/01	Derek Plante	at Philadelphia	Sébastien Caron	X
4/1/01	Reggie Savage	at Syracuse	Rich Parent	GOAL
12/23/01	Tyler Arnason	NORFOLK	Robbie Tallas	GOAL
1/3/03	Mark Grieg	at Philadelphia	Robbie Tallas	GOAL
1/24/03	Mathieu Darche	at Syracuse	Robbie Tallas	GOAL
1/31/03	David Gosselin	UTAH	Robbie Tallas	X
11/21/03	Shane Willis	HERSHEY	Jean-Sébastien Aubin	GOAL
10/17/04	Justin Taylor	LOWELL	Marc-André Fleury	GOAL
12/26/04	Boyd Kane	PHILADELPHIA	Marc-André Fleury	X
4/17/05	Joe Motzko	SYRACUSE	Marc-André Fleury	X
12/3/05	Milan Bartovič	at Norfolk	Andy Chiodo	X
1/14/06	Eric Fehr	at Hershey	Dany Sabourin	X
2/3/06	Sean Bergenheim	BRIDGEPORT	Dany Sabourin	X
4/12/06	Fedor Fedun	at Syracuse	Andy Chiodo	X
1/19/07	Troy Brouwer	at Norfolk	Jeff Drouin-Deslauriers	GOAL
2/23/07	Matt Koalska	at Binghamton	Jeff Drouin-Deslauriers	GOAL
3/3/07	Antti Laaksonen	ALBANY	Nolan Schaefer	X
4/6/07	Carl Corazzini	at Norfolk	Jeff Drouin-Deslauriers	X
4/4/08	Stéphane Goulet	SPRINGFIELD	John Curry	X
3/14/09	Alexandre Giroux	HERSHEY	John Curry	X
10/16/09	Ryan Keller	at Binghamton	John Curry	GOAL
11/26/11	Nikita Filatov	at Binghamton	Scott Munroe	X
1/14/12	Carl Klingberg	at St. John's	Brad Thiessen	X
1/28/12	David Dziurzynski	at Binghamton	Brad Thiessen	GOAL
2/15/12	Carter Ashton	NORFOLK	Scott Munroe	X
2/18/12	Tom Sestito	at Albany	Brad Thiessen	GOAL
3/25/12	Maksim Mayorov	SPRINGFIELD	Patrick Killeen	X
10/20/12	Nino Niederreiter	BRIDGEPORT	Brad Thiessen	X
11/17/12	Garrett Mitchell	at Hershey	Brad Thiessen	GOAL
4/17/13	Patrick Wellar	HERSHEY	Brad Thiessen	X
11/1/13	Matt Watkins	HERSHEY	Jeff Drouin-Deslauriers	X
2/9/14	Dane Byers	at Hershey	Eric Hartzell	GOAL
10/25/14	Dustin Gazley	at Hershey	Matt Murray	GOAL
11/16/14	Chandler Stephenson	at Hershey	Jeff Zatkoff	GOAL
3/7/15	Sean Backman	at Manchester	Matt Murray	X
2/23/16	Riley Barber	HERSHEY	Tristan Jarry	GOAL
4/15/17	Josh Ho-Sang	BRIDGEPORT	Sean Maguire	X
10/14/17	Danick Martel	at Lehigh Valley	Tristan Jarry	X
10/28/17	Alan Quine	at Bridgeport	Tristan Jarry	X
11/24/17	Anthony Cirelli	at Syracuse	Casey DeSmith	X
11/28/18	Liam O'Brien	at Hershey	Anthony Peters	X
1/23/19	Jeff Kubiak	at Bridgeport	Tristan Jarry	X
2/9/19	Chris Terry	at Grand Rapids	Anthony Peters	X
4/7/19	Carsen Twarynski	at Lehigh Valley	John Muse	GOAL
10/12/19	Jonah Gadjovich	UTICA	Emil Larmi	X

## OPPONENT PENALTY SHOTS continued...

11/3/21	German Rubtsov	at Lehigh Valley	Louis Domingue	X
11/10/21	Mark Jankowski	ROCHESTER	Filip Lindberg	GOAL
12/21/22	Ridly Grieg	at Belleville	Dustin Tokarski	GOAL

**HOME – 5 / 20      AWAY – 14 / 29      TOTAL – 19 / 49**

**MOST GOALS – 19 players tied (1)**

**MOST ATTEMPTS ALL-TIME – 49 players tied (1)**

**MOST GOALS IN ONE YEAR – Four times (2)**

**MOST ATTEMPTS IN ONE YEAR – 2011-2012 (5)**

**MOST ATTEMPTS BY ONE OPPONENT – Hershey Bears (11)**

# SHUTOUTS

	DATE	OPP.	SCORE	SAVES
<b>1999-00 (0)</b>				
<b>2000-01 (2)</b>				
Sébastien Caron	10/22	ALB	7-0	15
Sébastien Caron (2)	11/25	SYR	3-0	26
Sébastien Caron (3)	1/21	@PHI	4-0	24
Sébastien Caron (4)	2/23	@PHI	2-0	33
Rich Parent	3/21	WOR	7-0	30
Rich Parent (2)	3/25	@NOR	3-0	27
<b>2001-02 (1)</b>				
Sébastien Caron (5)	3/6	CIN	3-0	32
<b>2002-03 (5)</b>				
Sébastien Caron (6)	12/27	@NOR	1-0	26
Mike Valley	2/7	SA	5-0	32
Jean-Sébastien Aubin	3/19	SYR	4-0	33
Jean-Sébastien Aubin (2)	3/22	@LOW	4-0	27
Jean-Sébastien Aubin (3)	4/4	NOR	2-0	23
<b>2003-04 (7)</b>				
Andy Chiodo	10/29	SYR	3-0	24
Andy Chiodo (2)	1/2	SPR	1-0	19
Sébastien Caron (7)	2/18	@PHI	2-0	30
Sébastien Caron (8)	3/6	PHI	4-0	27
Andy Chiodo (3)	3/12	@NOR	2-0	30
Andy Chiodo (4)	3/16	@PHI	1-0	15
Martin Brochu	4/2	ALB	3-0	28
<b>2004-05 (8)</b>				
Andy Chiodo (5)	10/30	BRI	1-0	26
Marc-André Fleury	10/31	BNG	2-0	28
Marc-André Fleury (2)	12/29	POR	1-0	24
Marc-André Fleury (3)	2/2	BRI	3-0	14
Marc-André Fleury (4)	3/4	SPR	4-0	14
Dany Sabourin	3/23	@HAM	1-0	31
Marc-André Fleury (5)	4/15	@NOR	2-0	21
Andy Chiodo (6)	4/16	NOR	3-0	24
<b>2005-06 (7)</b>				
Dany Sabourin (2)	11/12	@POR	7-0	28
Sébastien Caron (9)	12/18	@HER	3-0	32
Dany Sabourin (3)	12/23	PHI	3-0	16
Sébastien Caron (10)	12/28	HFD	5-0	26
Dany Sabourin (4)	1/7	PHI	1-0	20
Andy Chiodo (7)	3/11	@MAN	2-0	27
Dany Sabourin (5)	4/14	BRI	3-0	21

	DATE	OPP.	SCORE	SAVES
<b>2006-07 (8)</b>				
Andrew Penner	10/21	ALB	3-0	20
Andrew Penner (2)	11/8	@HFD	4-0	31
Jeff Drouin-Deslauriers	11/22	ALB	6-0	17
Jeff Drouin-Deslauriers (2)	1/12	@CHI	1-0	29
Andrew Penner (3)	1/17	SYR	2-0	20
Jeff Drouin-Deslauriers (3)	2/16	BNG	7-0	17
Nolan Schaefer	3/21	PHI	4-0	17
Jeff Drouin-Deslauriers (4)	4/11	BRI	6-0	25
<b>2007-08 (5)</b>				
Ty Conklin	11/9	@BNG	3-0	22
Ty Conklin (2)	11/21	WOR	6-0	28
John Curry	12/26	SYR	4-0	20
John Curry (2)	2/8	POR	3-0	23
John Curry (3)	3/15	@ALB	2-0	25
<b>2008-09 (8)</b>				
Adam Berkhoel	10/22	@LOW	5-0	46
Adam Berkhoel (2)	11/7	LOW	4-0	26
Adam Berkhoel (3)	11/15	BNG	3-0	27
Adam Berkhoel (4)	11/19	SYR	3-0	33
John Curry (4)	12/26	@PHI	4-0	24
John Curry (5)	1/18	@BRI	3-0	35
John Curry (6)	2/8	NOR	5-0	32
John Curry (7)	3/29	@HER	1-0	31
<b>2009-10 (9)</b>				
John Curry (8)	10/29	@MAN	1-0*	23
Adam Berkhoel (5)	12/9	@SYR	6-0	25
Brad Theissen	2/13	HER	5-0	29
Brad Theissen (2)	2/20	@LOW	1-0	24
Brad Theissen (3)	3/24	@NOR	3-0	31
Brad Theissen (4)	4/11	BNG	3-0	28
<b>2010-11 (9)</b>				
Brad Theissen (5)	11/13	@WOR	2-0	38
John Curry (8)	11/24	ALB	3-0	29
Brad Theissen (6)	12/29	SYR	5-0	23
Brad Theissen (7)	1/14	@PRO	2-0	20
Brad Theissen (8)	2/7	@ALB	4-0	21
Brad Theissen (9)	2/11	@BRI	2-0	22
Brad Theissen (10)	2/18	@NOR	3-0	35
Brad Theissen (11)	3/11	@ABB	4-0	26
John Curry (9)	3/15	@MAN	2-0	23

continued on next page...

# SHUTOUTS continued...

	DATE	OPP.	SCORE	SAVES
<b>2011-12 (6)</b>				
Scott Munroe	10/8	@CT	0-1^	23
Brad Theissen (12)	10/21	@SPR	3-0	26
Brad Theissen (13)	11/4	HER	4-0	19
Scott Munroe (2)	11/15	BNG	3-0	25
Scott Munroe (3)	12/7	@BNG	1-0	25
Scott Munroe (4)	3/30	@CT	3-0	32
<b>2012-13 (9)</b>				
Jeff Zatkoff	11/2	@MAN	3-0	33
Jeff Zatkoff (2)	11/7	BNG	1-0^	32
Jeff Zatkoff (3)	11/21	@HER	4-0	15
Brad Theissen (14)	1/5	WOR	3-0	30
Brad Theissen (15)	1/11	HER	1-0	23
Brad Theissen (16)	1/23	STJ	3-0	26
Brad Theissen (17)	2/2	ADK	3-0	20
Jeff Zatkoff (4)	4/6	ALB	4-0	11
Jeff Zatkoff (5)	4/13	@STJ	3-0	18
<b>2013-14 (8)</b>				
Eric Hartzell	11/29	BNG	1-0	25
Jeff Drouin-Deslauriers (5)	12/7	@STJ	3-0	30
Eric Hartzell (2)	12/14	UTI	1-0	22
Eric Hartzell (3)	1/29	SYR	4-0	20
Peter Mannino	3/15	NOR	4-0	12
Peter Mannino (2)	3/21	@SYR	2-0	16
Peter Mannino (3)	4/4	BRI	3-0	17
Peter Mannino (4)	4/5	ALB	1-0*	25
<b>2014-15 (15)</b>				
Matt Murray	10/24	SPR	5-0	21
Jeff Zatkoff (6)	11/19	POR	2-0	23
Matt Murray (2)	11/29	STJ	1-0	22
Jeff Zatkoff (7)	12/20	@BNG	3-0	35
Jeff Zatkoff (8)	12/31	HER	2-0	24
Matt Murray (3)	1/2	BNG	5-0	30
Matt Murray (4)	1/30	@SPR	5-0	29
Matt Murray (5)	2/3	SPR	4-0	28
Matt Murray (6)	2/14	POR	3-0	23
Matt Murray (7)	2/21	PRO	2-0	22
Matt Murray (8)	3/1	@BRI	7-0	18
Matt Murray (9)	3/7	@MCH	3-0	32
Matt Murray (10)	3/22	@LV	3-0	32
Matt Murray (11)	4/4	LV	3-0	21
Matt Murray (12)	4/8	@LV	3-0	30

	DATE	OPP.	SCORE	SAVES
<b>2015-16 (10)</b>				
Matt Murray (13)	10/23	@SPR	5-0	38
Matt Murray (14)	11/13	HER	7-0	24
Matt Murray (15)	11/27	PRO	3-0	29
Matt Murray (16)	12/11	@LV	4-0	23
Tristan Jarry	12/12	ALB	4-0	22
Tristan Jarry (2)	12/16	@LV	3-0	17
Brian Foster	12/19	@SYR	3-0	30
Tristan Jarry (3)	1/23	@POR	5-0	34
Tristan Jarry (4)	3/4	@LV	3-0	36
Tristan Jarry (5)	3/23	BNG	5-0	20
<b>2016-17 (4)</b>				
Tristan Jarry (6)	11/26	BRI	1-0	24
Tristan Jarry (7)	3/25	@LV	4-0	35
Casey DeSmith	4/1	LV	3-0	26
Tristan Jarry (8)	4/7	@LV	3-0	21
<b>2017-18 (3)</b>				
Casey DeSmith (2)	10/13	LV	5-0	33
Casey DeSmith (3)	1/6	BEL	6-0	24
Anthony Peters	1/24	@HER	4-0	18
<b>2018-19 (4)</b>				
Anthony Peters (2)	10/11	@CLE	3-0	28
John Muse	12/7	CLE	1-0	32
Tristan Jarry (9)	3/27	PRO	2-0	23
John Muse (2)	4/5	BNG	4-0	33
<b>2019-20 (4)</b>				
Casey DeSmith (4)	11/9	SYR	2-0	35
Casey DeSmith (5)	11/13	HER	1-0^	28
Dustin Tokarski	12/20	PRO	1-0	23
Casey DeSmith (6)	1/11	HFD	3-0	25
<b>2020-21 (0)</b>				
<b>2021-22 (3)</b>				
Matt Jurusik	12/12	SPR	6-0	28
Alex D'Orio	1/28	@CLE	4-0	18
Tommy Nappier	4/19	HER	3-0	24
<b>2022-23 (1)</b>				
Dustin Tokarski (2)	11/18	HER	4-0	26

continued on next page...

**HOME – 80      AWAY – 57      TOTAL – 137**

**MOST SHUTOUTS ALL-TIME (Indv.) – Brad Theissen (17)**

**MOST SHUTOUTS IN ONE YEAR (Indv.) – Matt Murray, 2014-15 (12)**

**MOST SHUTOUTS IN ONE YEAR (Team) – 2014-2015 (15)**

**MOST SHUTOUTS VS. ONE TEAM ALL-TIME – Philadelphia/Adirondack/Lehigh Valley Phantoms (20)**

**MOST SHUTOUTS VS. ONE TEAM IN ONE YEAR – Philadelphia Phantoms, 2003-04; Springfield Falcons and Lehigh Valley Phantoms, 2014-15; Lehigh Valley Phantoms, 2015-16; Lehigh Valley Phantoms, 2016-17 (3)**

\* = Overtime; ^ = Shootout





# SHUTOUTS AGAINST

	DATE	OPP.	SCORE	SAVES
<b>1999-00 (3)</b>				
Jean-Marc Pelletier	10/1	@PHI	2-0	28
Gregg Maumenko	10/24	@CIN	6-0	29
Frédéric Cassivi	2/4	HER	3-0	21
<b>2000-01 (2)</b>				
Marc Lamothe	3/23	@SYR	1-0	27
Philippe Sauvé	4/8	@HER	3-0	38
<b>2001-02 (12)</b>				
Martin Prusek	11/22	GR	3-0	29
Neil Little	12/16	@PHI	3-0	27
Craig Anderson	12/23	NOR	6-0	25
Michael Leighton	12/30	NOR	5-0	28
Michael Leighton (2)	1/9	NOR	2-0	28
Levente Szuper	1/25	@SJF	3-0	17
Jean-François Labbé	2/27	@SYR	4-0	27
Greg Gardner	3/8	@SYR	2-0	46
Scott Fankhouser	3/16	@HER	2-0	29
Syracuse Crunch [team]	3/17	SYR	4-0	39
<i>(Greg Gardner replaced Jean-François Labbé at 47:05)</i>				
Neil Little (2)	3/20	@PHI	2-0	31
Jean-François Labbé (2)	3/30	SYR	4-0	30
<b>2002-03 (5)</b>				
Karl Goehring	11/9	@SYR	2-0	31
Mathieu Garon	11/13	HAM	3-0	36
Philippe Sauvé (2)	12/15	@HER	3-0	29
Dany Sabourin	3/16	SJF	5-0	42
Neil Little (3)	3/17	PHI	3-0	21
<b>2003-04 (5)</b>				
Tim Thomas	11/9	PRO	1-0	33
Maxime Ouellet	11/15	@POR	4-0	31
David LeNeveu	11/29	@SPR	1-0	30
Scott Stirling	2/13	POR	1-0*	21
Philippe Sauvé (3)	3/21	@HER	5-0	21
<b>2004-05 (4)</b>				
Peter Budaj	2/11	HER	2-0	42
Kirk Daubenspeck	2/17	@POR	1-0	41
Michael Leighton (3)	3/11	@NOR	6-0	14
Peter Budaj (2)	3/20	@HER	3-0	23
<b>2005-06 (5)</b>				
Frédéric Cloutier	1/21	BRI	7-0	27
Frédéric Cassivi (2)	2/10	HER	1-0	23
Jean-Sébastien Aubin	3/3	TOR	3-0	22
Martin Prusek (2)	3/8	SYR	5-0	24
Kelly Guard	3/31	@BNG	2-0	27

	DATE	OPP.	SCORE	SAVES
<b>2006-07 (2)</b>				
Billy Thompson	2/18	@BRI	1-0	25
Frédéric Cassivi (3)	3/30	HER	3-0	32
<b>2007-08 (8)</b>				
Michael Leighton (4)	10/26	ALB	1-0	24
Kevin Nastiuk	11/17	@ALB	4-0	26
Jeff Glass	11/18	BNG	3-0	28
Jonathan Boutin	1/19	@NOR	4-0	24
Brian Boucher	2/15	PHI	1-0	23
Mike Morrison	2/16	@BRI	4-0	40
Karl Goehring (2)	2/23	SYR	1-0	32
Michael Leighton (5)	3/21	ALB	3-0	35
<b>2008-09 (0)</b>				
<b>2009-10 (6)</b>				
Braden Holtby	10/9	HER	3-0	38
Michal Neuvirth	11/29	@HER	5-0	42
Dustin Tokarski	12/16	@NOR	2-0	26
Chris Holt	1/15	@BNG	3-0	28
Braden Holtby (2)	3/6	@HER	4-0	25
Dustin Tokarski (2)	4/7	@NOR	1-0	29
<b>2010-11 (3)</b>				
Braden Holtby (3)	12/30	HER	1-0	25
Michael Leighton (6)	2/12	ADK	1-0	28
Robin Lehner	3/25	@BNG	3-0	31
<b>2011-12 (6)</b>				
Chad Johnson	10/9	@CT	1-0^	41
Braden Holtby (4)	12/27	HER	6-0	28
Dustin Tokarski (3)	2/15	NOR	4-0	24
Jeff Frazee	2/18	@ALB	3-0	32
Michael Leighton (6)	3/23	ADK	1-0	24
Eddie Pasquale	3/24	STJ	2-0	27
<b>2012-13 (8)</b>				
Robin Lehner (2)	11/7	BNG	0-1^	34
Dustin Tokarski (4)	12/15	@SYR	4-0	29
Braden Holtby (5)	12/26	@HER	2-0	33
Jason Missiaen	1/6	@CT	2-0	35
Igor Bobkov	2/15	NOR	1-0	32
Riku Helenius	2/17	SYR	3-0	23
Michael Hutchinson	3/8	@PRO	2-0	20
Cédric Desjardins	3/20	@SYR	1-0	20

continued on next page...

## SHUTOUTS AGAINST continued...

	DATE	OPP.	SCORE	SAVES
<b>2013-14 (5)</b>				
Eddie Pasquale (2)	12/6	@STJ	5-0	20
Philipp Grubauer	1/26	@HER	2-0	27
Nathan Lieuwen	2/1	RCH	4-0	26
Anders Lindback	2/28	@SYR	4-0	30
Joacim Eriksson	4/19	@UTI	2-0	27
<b>2014-15 (6)</b>				
Keith Kinkaid	10/21	@ALB	4-0	22
Scott Greenham	12/26	@BNG	3-0	31
David Leggio	12/27	BRI	5-0	19
Jason LaBarbera	1/9	NOR	2-0	27
Troy Grosenick	1/17	@WOR	4-0	25
Scott Clemmensen	4/17	ALB	4-0	22
<b>2015-16 (4)</b>				
Dan Ellis	12/26	@HER	5-0	22
Jason LaBarbera	12/27	LV	3-0	35
Jeremy Smith	3/26	@PRO	5-0	32
Martin Ouellette	4/8	LV	4-0	40
<b>2016-17 (6)</b>				
Reto Berra	10/21	SPR	1-0	23
Antoine Bibeau	11/11	TOR	3-0	19
Vítek Vaněček	11/23	@HER	4-0	24
Charlie Lindgren	2/8	STJ	4-0	31
Mackenzie Blackwood	2/17	@ALB	4-0	24
Alex Lyon	3/8	LV	3-0	31
<b>2017-18 (5)</b>				
Dustin Tokarski (5)	12/6	@LV	5-0	39
Zane McIntyre	1/19	@PRO	1-0	28
Alexandar Georgiev	1/29	@HFD	1-0*	43
Zane McIntyre (2)	2/9	@PRO	4-0	33
Collin Delia	3/3	@RFD	3-0	34

	DATE	OPP.	SCORE	SAVES
<b>2018-19 (3)</b>				
Scott Wedgewood	11/30	@RCH	1-0	35
Christopher Gibson	12/16	@BRI	1-0	33
Vítek Vaněček (2)	3/19	@HER	1-0*	17
<b>2019-20 (6)</b>				
Alex Nedeljkovic	11/23	CHA	1-0	22
Matīss Kivlenieks	12/13	@CLE	4-0	23
Max Lagacé	12/18	PRO	6-0	38
Jakub Škarek	12/21	@BRI	3-0	30
Pheonix Copley	2/7	HER	3-0	31
Zane McIntyre (3)	3/8	BNG	3-0	27
<b>2020-21 (2)</b>				
Sam Montembeault	3/13	@SYR	3-0	37
Pheonix Copley (2)	4/11	@HER	2-0	21
<b>2021-22 (6)</b>				
Felix Sandström	11/3	@LV	4-0	25
Christopher Gibson (2)	11/13	CHA	4-0	30
Hunter Shepard	1/8	@HER	3-0	20
Max Lagacé (2)	3/18	SYR	1-0	25
Max Lagacé (3)	4/9	@SYR	1-0	48
Felix Sandström (2)	4/30	@LV	3-0	26
<b>2022-23 (3)</b>				
Jean-François Bérubé	4/5	CHA	5-0	21
Cayden Primeau	4/10	@LAV	4-0	41
Louis Domingue	4/14	@HFD	4-0	28

**HOME – 48**

**AWAY – 61**

**TOTAL – 109**

MOST SHUTOUTS AGAINST ALL-TIME (Indv.) – Michael Leighton (7)

MOST SHUTOUTS AGAINST IN ONE YEAR (Indv.) – Jean-François Labbé, 2001-02 (2.5)

MOST SHUTOUTS AGAINST IN ONE YEAR (Team) – 2001-2002 (12)

MOST SHUTOUTS AGAINST BY ONE TEAM ALL-TIME – Hershey Bears (21)

MOST SHUTOUTS AGAINST BY ONE TEAM IN ONE YEAR – Syracuse Crunch, 2001-02 (4)

\* = Overtime: ^ = Shootout

# GOALIE ASSISTS

	DATE	OPP.	TIME	PERIOD
<b>1999-00 (1)</b>				
David Weninger	12/8	CIN	10:03	2 <sup>ND</sup>
<b>2000-01 (4)</b>				
Sébastien Caron	11/11	ALB	3:42	2 <sup>ND</sup>
Sébastien Caron (2)	11/11	ALB	19:38	2 <sup>ND</sup>
Joel Laing	12/26	HER	10:29	3 <sup>RD</sup>
Rich Parent	1/19	PHI	9:22	3 <sup>RD</sup>
<b>2001-02 (3)</b>				
Robbie Tallas	9/25	SYR	5:24	2 <sup>ND</sup>
Robbie Tallas (2)	10/17	HER	17:52	2 <sup>ND</sup>
Robbie Tallas (3)	10/28	QUE	1:10	2 <sup>ND</sup>
<b>2002-03 (2)</b>				
Sébastien Caron (3)	10/14	STJ	11:19	1 <sup>ST</sup>
Robbie Tallas (4)	10/19	PHI	9:24	1 <sup>ST</sup>
<b>2003-04 (1)</b>				
Martin Brochu	1/4	PHI	0:58	2 <sup>ND</sup>
<b>2004-05 (0)</b>				
<b>2005-06 (5)</b>				
Marc-André Fleury	10/5	BRI	7:11	2 <sup>ND</sup>
Sébastien Caron (4)	12/28	HFD	8:47	3 <sup>RD</sup>
Dany Sabourin	3/4	MCH	7:08	2 <sup>ND</sup>
Dany Sabourin (2)	3/24	HER	4:41	2 <sup>ND</sup>
Dany Sabourin (3)	4/5	BNG	9:22	2 <sup>ND</sup>
<b>2006-07 (0)</b>				
<b>2007-08 (1)</b>				
David Brown	12/16	@PHI	19:04	1 <sup>ST</sup>
<b>2008-09 (1)</b>				
John Curry	12/20	ALB	3:15	3 <sup>RD</sup>
<b>2009-10 (1)</b>				
John Curry (2)	10/10	BRI	13:27	2 <sup>ND</sup>
<b>2010-11 (1)</b>				
John Curry (3)	12/1	@ALB	2:33	1 <sup>ST</sup>

	DATE	OPP.	TIME	PERIOD
<b>2011-12 (1)</b>				
Brad Thiessen	11/4	HER	17:17	3 <sup>RD</sup>
<b>2012-13 (3)</b>				
Jeff Zatkoff	11/4	BRI	8:00	2 <sup>ND</sup>
Jeff Zatkoff (2)	11/30	SYR	18:53	3 <sup>RD</sup>
Jeff Zatkoff (3)	2/9	@NOR	13:21	1 <sup>ST</sup>
<b>2013-14 (2)</b>				
Jeff Drouin-Deslauriers	10/13	@SYR	18:34	3 <sup>RD</sup>
Eric Hartzell	12/31	SYR	1:11	1 <sup>ST</sup>
<b>2014-15 (2)</b>				
Eric Hartzell (2)	11/9	SYR	3:21	OT
Jeff Zatkoff (4)	2/14	LV	0:57	2 <sup>ND</sup>
<b>2015-16 (3)</b>				
Tristan Jarry	10/28	BNG	6:10	2 <sup>ND</sup>
Matt Murray	10/30	HFD	13:11	3 <sup>RD</sup>
Matt Murray (2)			18:13	3 <sup>RD</sup>
<b>2016-17 (2)</b>				
Tristan Jarry (2)	11/6	@PRO	17:25	2 <sup>ND</sup>
Casey DeSmith	3/10	HFD	8:45	1 <sup>ST</sup>
<b>2017-18 (1)</b>				
Tristan Jarry (3)	10/7	CHA	7:40	1 <sup>ST</sup>
<b>2018-19 (6)</b>				
Anthony Peters	11/10	@HFD	3:23	1 <sup>ST</sup>
Tristan Jarry (4)	12/19	BRI	2:24	OT
Tristan Jarry (5)	12/22	@SYR	11:58	2 <sup>ND</sup>
Tristan Jarry (6)	3/17	TOR	14:59	2 <sup>ND</sup>
John Muse	3/24	SPR	10:58	2 <sup>ND</sup>
Tristan Jarry (7)	3/30	SPR	7:23	2 <sup>ND</sup>
<b>2019-20 (1)</b>				
Dustin Tokarski	3/7	BRI	18:52	3 <sup>RD</sup>
<b>2020-21 (0)</b>				
<b>2021-22 (0)</b>				
<b>2022-23 (1)</b>				
Dustin Tokarski (2)	11/18	HER	13:46	3 <sup>RD</sup>

# "GORDIE HOWE HAT TRICKS"

	DATE	OPP.	TOTAL TIME
<b>1999-00 (3)</b>			
John Slaney	11/12	@RCH	22:14
Darcy Verot	3/3	HER	43:10
Darcy Verot (2)	3/26	@PHI	9:22
<b>2000-01 (4)</b>			
Jason MacDonald	10/27	@ALB	57:44
Billy Tibbetts	10/28	PHI	18:43
Tom Kostopoulos	1/20	@HER	48:38
Trent Cull	3/21	WOR	40:58
<b>2001-02 (2)</b>			
Tom Kostopoulos (2)	12/14	HER	55:47
Jason MacDonald (2)	2/24	@HER	50:13
<b>2002-03 (0)</b>			
<b>2003-04 (1)</b>			
Tom Kostopoulos (3)	10/22	@NOR	27:36
<b>2004-05 (0)</b>			
<b>2005-06 (3)</b>			
Daniel Carcillo	10/14	@NOR	18:47
Noah Welch	11/5	PHI	17:50
Ryan Stone	4/14	BRI	39:23
<b>2006-07 (2)</b>			
Daniel Carcillo (2)	11/5	NOR	41:43
Daniel Carcillo (3)	12/22	BRI	33:59
<b>2007-08 (1)</b>			
Paul Bissonnette	3/14	@BRI	39:34
<b>2008-09 (3)</b>			
Ryan Stone (2)	10/19	@HER	37:21
Luca Caputi	1/31	@SYR	19:27
Paul Bissonnette (2)	4/11	NOR	48:22

	DATE	OPP.	TOTAL TIME
<b>2009-10 (0)</b>			
<b>2010-11 (0)</b>			
<b>2011-12 (0)</b>			
<b>2012-13 (1)</b>			
Chad Kolarik	2/16	@BNG	30:36
<b>2013-14 (1)</b>			
Tom Kostopoulos (4)	11/1	HER	41:06
<b>2014-15 (1)</b>			
Scott Wilson	11/21	@ALB	48:35
<b>2015-16 (0)</b>			
<b>2016-17 (1)</b>			
Tom Sestito	1/6	HER	36:17
<b>2017-18 (1)</b>			
Garrett Wilson	2/17	UTI	44:05
<b>2018-19 (1)</b>			
Garrett Wilson (2)	11/4	@BRI	38:53
<b>2019-20 (0)</b>			
<b>2020-21 (2)</b>			
Jonathan Gruden	5/8	BNG	19:58
Cam Lee	5/16	@HER	7:20
<b>2021-22 (0)</b>			
<b>2022-23 (0)</b>			

HOME – 16      AWAY – 15      TOTAL – 31

MOST ALL-TIME – Tom Kostopoulos (4)

MOST ONE YEAR (Indv.) – Daniel Carcillo, 2006-07; Darcy Verot, 1999-00 (2)

MOST ONE YEAR (Team) – 2000-01 (4)

MOST AGAINST ONE OPPONENT – Hershey Bears (8)

**ALL-STARS  
AND AWARD  
WINNERS**

# AHL ALL-STAR GAME

SEASON	SITE	PLAYER	TEAM	GOALS	ASSISTS	POINTS
1999-00	Rochester	John Slaney	Canadian AHL All-Stars	1	0	1
		Greg Crozier	Canadian AHL All-Stars	1	2	3
		Andrew Ference	Canadian AHL All-Stars	0	1	1
2000-01	Wilkes-Barre	<b>Toby Petersen</b>	Planet USA AHL All-Stars	1	1	2
		<b>John Slaney</b> #	Canadian AHL All-Stars	1	2	3
		Billy Tibbetts*	Canadian AHL All-Stars	--	--	--
2001-02	St. John's	Tom Kostopoulos	Canadian AHL All-Stars	1	1	2
		Shane Endicott*	Canadian AHL All-Stars	--	--	--
2002-03	Portland	Ross Lupaschuk	Canadian AHL All-Stars	1	0	1
		Tomáš Surový	Planet USA AHL All-Stars	0	2	2
		Milan Kraft	Canadian AHL All-Stars	--	--	--
2003-04	Grand Rapids	Matt Murley	Planet USA AHL All-Stars	2	1	3
2004-05	Manchester	<b>Michel Ouellet</b>	Canadian AHL All-Stars	1	1	2
2005-06	Winnipeg	Noah Welch	Planet USA AHL All-Stars	0	1	1
		Michel Ouellet*	Canadian AHL All-Stars	--	--	--
		Tomáš Surový*	Planet USA AHL All-Stars	--	--	--
		Dany Sabourin	Canadian AHL All-Stars	2	9	20:00
2006-07	Toronto	Jonathan Filewich	Canadian AHL All-Stars	0	1	1
		Noah Welch*	Canadian AHL All-Stars	--	--	--
2007-08	Binghamton	Alex Goligoski	Planet USA AHL All-Stars	0	0	0
		Jeff Taffe*	Planet USA AHL All-Stars	--	--	--
2008-09	Worcester	<b>Chris Minard</b>	Planet USA AHL All-Stars	0	0	0
		Jeff Taffe	Planet USA AHL All-Stars	3	2	5
		Ben Lovejoy	Canadian AHL All-Stars	0	0	0
2009-10	Portland	<b>Dustin Jeffrey</b>	Canadian AHL All-Stars	1	1	2
		Robert Bortuzzo	Eastern Conference	2	0	2
		Eric Tangradi	Eastern Conference	0	1	1
2010-11	Hershey	Dustin Jeffrey*	Eastern Conference	--	--	--
		John Curry	Eastern Conference	4	27	29:47
		<b>Brad Thiessen</b> *	Eastern Conference	--	--	--
		Colin McDonald	Eastern Conference	0	1	1
2011-12	Atlantic City	<b>Simon Després</b> *	Eastern Conference	--	--	--
		Chad Kolarik	Eastern Conference	2	0	2
2012-13	Providence	Beau Bennett*	Eastern Conference	--	--	--
		Brian Gibbons	Eastern Conference	0	2	2
2013-14	St. John's	<b>Tom Kostopoulos</b>	Eastern Conference	0	1	1
		Derrick Pouliot	Eastern Conference	0	1	1
		Jeff Zatkoff*	Eastern Conference	--	--	--

## GOALIE STATS: GOALS AGAINST / SAVES / MINUTES

**Bold** indicates named starter  
 \* = Missed game due to NHL call-up/injury  
 # = Played in ASG as member of another AHL club

*continued on next page...*

## AHL ALL-STAR GAME continued...

SEASON	SITE	PLAYER	TEAM	GOALS	ASSISTS	POINTS
2015-16	Syracuse	Will O'Neill	Atlantic Division	0	1	1
		Dominik Simon*	Atlantic Division	--	--	--
		Derrick Pouliot*	Atlantic Division	--	--	--
		Matt Murray*	Atlantic Division	--	--	--
2016-17	Allentown	David Warsofsky	Atlantic Division	0	3	3
		Tristan Jarry	Atlantic Division	1	6	18:08
		Jake Guentzel*	Atlantic Division	--	--	--
2017-18	Utica	Daniel Sprong	Atlantic Division	0	2	2
		Casey DeSmith*	Atlantic Division	--	--	--
2018-19	Springfield	Ethan Prow	Atlantic Division	1	0	1
2019-20	Ontario	Andrew Agozzino*	Atlantic Division	--	--	--
		Sam Miletic	Atlantic Division	1	2	3
2020-21	n/a					
2021-22	n/a					
2022-23	Laval	Alex Nylander	Atlantic Division	1	2	3
		Xavier Ouellet*	Atlantic Division	--	--	--

**GOALIE STATS: GOALS AGAINST / SAVES / MINUTES**



# AHL AWARDS WON BY PENGUINS

## ANNUAL AWARDS

### Louis A.R. Pieri Memorial Award (Outstanding Coach)

Season	Coach
2010-11	John Hynes

### Eddie Shore Award (Outstanding Defenseman)

Season	Player
2000-01	John Slaney

### Dudley "Red" Garrett Memorial Award (Outstanding Rookie)

Season	Pos.	Player
2014-15	G	Matt Murray

### Aldege "Baz" Bastien Memorial Award (Outstanding Goaltender)

Season	Goalie
2004-05	Dany Sabourin
2010-11	Brad Thiessen
2014-15	Matt Murray

### Harry "Hap" Holmes Memorial Award (Goalie(s) with lowest combined GAA)

Season	Goalie(s)
2005-06	Dany Sabourin
2010-11	Brad Thiessen & John Curry
2012-13	Brad Thiessen & Jeff Zatkoff
2013-14	Jeff Drouin-Deslauriers & Eric Hartzell
2014-15	Matt Murray & Jeff Zatkoff
2016-17	Tristan Jarry & Casey DeSmith

### Fred T. Hunt Memorial Trophy (Sportsmanship, Determination and Dedication to Hockey)

Season	Pos.	Player
2015-16	RW	Tom Kostopoulos

### James C. Hendy Memorial Award (Outstanding Executive)

Season	Award Winner
2002-03	Jeff Barrett

### Yanick Dupré Memorial Award (AHL Man of the Year)

Season	Pos.	Player
2006-07	D	Matt Carkner
2020-21*	Trainer	Seamus McKelvey

### Thomas Ebright Award (Outstanding Contributions to the AHL)

Season	Award Winner
2012-13	Jeff Barrett

### Ken McKenzie Award (Outstanding PR & Marketing Executive)

Season	Award Winner
1999-00	Brian Magness & Rich Hixon
2014-15	Brian Coe

\* = Award given to all AHL athletic trainers for their work during the 2020-21 season, played amidst the COVID-19 pandemic



# AHL AWARDS continued...

## AHL PLAYER OF THE WEEK

Date	Pos.	Player	Season
Apr. 10, 2000	D	John Slaney	1999-00
Nov. 6, 2000	D	John Slaney (2)	2000-01
Jan. 22, 2001	C	Milan Kraft	2000-01
Jan. 19, 2003	RW	Alexandre Daigle	2002-03
Apr. 6, 2003	G	Jean-Sébastien Aubin	2002-03
Nov. 2, 2003	RW	Tom Kostopoulos	2003-04
Mar. 28, 2004	C	Kris Beech	2003-04
Dec. 19, 2004	C	Kris Beech (2)	2004-05
Oct. 23, 2005	LW	Erik Christensen	2005-06
Jan. 7, 2007	RW	Tyler Kennedy	2006-07
Oct. 7, 2007	RW	Tyler Kennedy (2)	2007-08
Dec. 28, 2008	C	Jeff Taffe	2008-09
Feb. 8, 2009	G	John Curry	2008-09
Mar. 28, 2010	G	Brad Thiessen	2009-10
Dec. 12, 2010	LW	Eric Tangradi	2010-11
Feb. 13, 2011	G	Brad Thiessen (2)	2010-11
Nov. 13, 2011	C	Ben Street	2011-12
Jan. 19, 2014	D	Philip Samuelsson	2013-14
Feb. 8, 2015	G	Matt Murray	2014-15
Mar. 8, 2015	G	Matt Murray (2)	2014-15
Nov. 14, 2015	RW	Conor Sheary	2015-16
Jan. 8, 2017	D	David Warsofsky	2016-17
Jan. 14, 2018	D	Andrey Pedan	2017-18

Forwards: 10  
Defensemen: 4

Goalies: 4  
TOTAL: 23

## AHL PLAYER OF THE MONTH

Month	Pos.	Player	Season
February	RW	Chris Conner	2009-10
March	RW	Carter Rowney	2015-16

## AHL ROOKIE OF THE MONTH

Month	Pos.	Player	Season
December	G	John Curry	2007-08
December	LW	Jake Guentzel	2016-17
December	RW	Daniel Sprong	2017-18

## AHL GOALIE OF THE MONTH

Month	Player	Season
October	John Curry, Brad Thiessen	2010-11
February	Brad Thiessen (2)	2010-11
November	Jeff Zatkoff	2012-13
February	Brad Thiessen (3)	2012-13
January	Eric Hartzell	2013-14
March	Peter Mannino	2013-14
February	Matt Murray	2014-15
March	Matt Murray (2)	2014-15
November	Casey DeSmith	2019-20
October	Filip Lindberg	2021-22
October	Dustin Tokarski	2022-23



**SEASON**

**-BY-**

**SEASON**

**BREAKDOWN**

# 1999-00

23-43-9-5, 60 PTS 5<sup>TH</sup> Empire Division

## PLAYER STATISTICS

PLAYER	GP	G	A	PTS	+/-	PIM
John Slaney	49	30	30	60	+1	25
Tom Kostopoulos	76	26	32	58	-15	121
Martin Sonnenberg	62	20	33	53	E	109
Greg Crozier	71	22	22	44	-22	33
Sven Butenschön	75	19	21	40	-16	101
Valentin Morozov	59	14	25	39	-21	4
Róbert Döme	51	12	26	38	-6	83
Alexei Kolkunov	75	12	25	37	-23	33
Boris Protsenko	64	15	21	36	-11	41
Mark Murphy	38	11	22	33	-1	35
Dennis Bonvie	42	5	26	31	-10	243
Andrew Ference	44	8	20	28	-7	58
Pavel Skrbek	51	7	16	23	-29	50
Tyler Wright	25	5	15	20	-1	86
Casey Harris	74	6	6	12	-11	149
Josef Melichar	80	3	9	12	-18	126
Chris Kelleher	67	0	12	12	-9	40
Darcy Verot	23	5	5	10	+1	96
Jean-Paul Tessier	77	3	6	9	-3	106
Alexandre Mathieu	52	4	4	8	-15	18
Kurtis Drummond	66	3	3	6	-15	28
Steve Leach	4	2	3	5	+1	4
Dylan Gyori	36	2	2	4	-15	23
Mike Yeo	19	1	3	4	-16	4
Mike Pomichter	16	1	2	3	-6	11
Tom O'Connor	17	0	1	1	-4	4
David Weninger (G)	25	0	1	1	--	0
Peter Vandermeer	4	0	0	0	-3	7
Louis Bedard	5	0	0	0	-1	12
Ryan Bach (G)	28	0	0	0	--	20
bench	--	--	--	--	--	14
<b>TOTALS</b>		<b>236</b>	<b>391</b>	<b>627</b>	<b>-275</b>	<b>1684</b>

## GOALIE STATISTICS

PLAYER	GP	Min.	W-L-T	GAA	SV%	SO
Ryan Bach	28	1590	8-18-2	3.77	.891	0
David Weninger	25	1277	6-9-3	3.57	.879	0
Michel Larocque	13	727	5-6-1	2.81	.911	0
Tyler Moss	4	188	1-1-1	3.52	.895	0
Craig Hillier	11	520	1-6-2	4.15	.870	0
Jean-Sébastien Aubin	11	539	2-8-0	4.35	.870	0
<b>TOTALS</b>				<b>3.67</b>	<b>.886</b>	<b>0</b>

## GAMES AND RESULTS

DATE	RESULT	SCORE	OPPONENT
Oct. 1	L	2-0	at Philadelphia
Oct. 2	L	5-2	at Hershey
Oct. 9	L	4-1	at Kentucky
Oct. 10	L	8-2	at Kentucky
Oct. 12	L	3-2	at St. John's
Oct. 13	T	2-2	at St. John's
Oct. 15	T	4-4	at Saint John
Oct. 22	L	2-1	at Louisville
Oct. 24	L	6-0	at Cincinnati
Oct. 31	L	3-2	at Rochester
Nov. 5	L	7-5	at Syracuse
Nov. 10	W	5-3	at Hamilton
Nov. 12	T	3-3	at Rochester
Nov. 13	W	4-2	KENTUCKY
Nov. 16	T	3-3	ALBANY
Nov. 20	OTL	5-4	at Albany
Nov. 21	T	3-3	HAMILTON
Nov. 24	L	4-3	ROCHESTER
Nov. 26	L	7-5	at Syracuse
Nov. 27	L	2-1	SYRACUSE
Dec. 1	W (OT)	6-5	LOUISVILLE
Dec. 3	L	4-2	HERSHEY
Dec. 4	L	7-2	PHILADELPHIA
Dec. 8	W	4-2	CINCINNATI
Dec. 10	W	3-2	at Albany
Dec. 11	W (OT)	4-3	PROVIDENCE
Dec. 17	W	2-1	ALBANY
Dec. 18	L	7-6	PHILADELPHIA
Dec. 19	W (OT)	4-3	at Hershey
Dec. 22	L	6-1	HERSHEY
Dec. 26	L	4-1	at Hershey
Dec. 27	L	7-5	PHILADELPHIA
Dec. 29	L	7-2	at Syracuse
Dec. 30	L	5-2	at Worcester
Jan. 5	L	5-3	at Philadelphia
Jan. 7	L	3-1	at Providence
Jan. 8	L	7-2	PHILADELPHIA
Jan. 9	L	4-3	at Albany
Jan. 12	W	4-3	at Syracuse
Jan. 14	L	3-2	ROCHESTER
Jan. 15	L	4-2	at Hershey
Jan. 19	L	5-4	ROCHESTER
Jan. 21	W	7-3	HERSHEY
Jan. 22	L	4-2	WORCESTER
Jan. 25	W	8-4	SYRACUSE
Jan. 28	L	5-3	at Hartford
Jan. 29	T	3-3	ST. JOHN'S
Jan. 30	T	2-2	ST. JOHN'S
Feb. 1	OTL	4-3	ALBANY
Feb. 4	L	3-0	HERSHEY
Feb. 5	L	5-4	at Hershey
Feb. 12	W	6-5	at Louisville
Feb. 13	L	5-2	at Cincinnati
Feb. 18	L	2-1	at Portland
Feb. 19	W	3-1	LOUISVILLE
Feb. 21	W	5-4	at Philadelphia
Feb. 23	L	7-2	at Springfield
Feb. 25	W	4-3	HAMILTON
Feb. 26	L	5-2	PHILADELPHIA
Feb. 27	L	3-2	HARTFORD
Mar. 3	W	6-3	HERSHEY
Mar. 4	L	4-3	PORTLAND
Mar. 5	L	5-2	at Hamilton
Mar. 10	L	4-2	at Rochester
Mar. 11	W	4-1	ROCHESTER
Mar. 12	L	5-2	ALBANY
Mar. 14	W	4-3	SAINT JOHN
Mar. 17	W	3-2	SPRINGFIELD
Mar. 18	L	4-1	at Albany
Mar. 22	OTL	5-4	SYRACUSE
Mar. 24	L	2-1	CINCINNATI
Mar. 25	T	4-4	KENTUCKY
Mar. 26	W	5-3	at Philadelphia
Mar. 29	T	1-1	at Rochester
Mar. 31	L	5-3	at Hamilton
Apr. 1	OTL	4-3	at Albany
Apr. 4	W	3-1	ALBANY
Apr. 5	OTL	3-2	at Philadelphia
Apr. 7	W	4-2	SYRACUSE
Apr. 8	W	3-2	HAMILTON

# 2000-01

36-33-9-2, 83 PTS 2<sup>ND</sup> Mid-Atlantic Division

## PLAYER STATISTICS

PLAYER	GP	G	A	PTS	+/-	PIM
Toby Petersen	73	26	41	67	+8	22
Greg Crozier	77	24	36	60	+6	81
Tom Kostopoulos	80	16	36	52	+6	120
John Slaney	40	12	38	50	+3	4
Milan Kraft	40	21	23	44	-1	27
Éric Meloche	79	20	20	40	-9	72
Billy Tibbetts	38	14	24	38	-6	185
Sven Butenchön	55	7	28	35	+2	85
Jason MacDonald	74	17	16	33	-10	290
Martin Sonnenberg	73	14	18	32	+1	89
Alexandre Mathieu	77	11	17	28	+17	32
Trent Cull	71	11	15	26	-1	166
Alexander Zavakhin	77	14	11	25	E	16
Darcy Verot	78	10	15	25	-7	347
Andrew Ference	43	6	18	24	+4	95
Dennis Bonvie	65	5	18	23	+2	221
Dylan Gyori	70	5	15	20	+6	86
Chris Kelleher	66	6	13	19	+3	37
Michal Rozsival	29	8	8	16	+3	32
Brendan Buckley	63	2	8	10	E	62
Josef Melichar	46	2	5	7	+4	69
Jean-Philippe Soucy	13	0	2	2	-2	33
Sébastien Caron (G)	30	0	2	2	--	21
Shaun Peet	8	1	0	1	+3	7
Brian Gaffney	2	0	1	1	+1	0
Chris Bogas	5	0	1	1	+2	0
Chris Slater	7	0	1	1	-3	20
Justin Harney	14	0	1	1	-6	12
Joel Laing (G)	16	0	1	1	--	0
Rich Parent (G)	35	0	1	1	--	26
Steve Parsons	4	0	0	0	E	12
Mark Moore	11	0	0	0	+1	2
Jim Leger	18	0	0	0	-4	4
Garth Snow (G)	3	0	0	0	--	2
bench	--	--	--	--	--	18
<b>TOTALS</b>		<b>252</b>	<b>433</b>	<b>685</b>	<b>+23</b>	<b>2295</b>

## GOALIE STATISTICS

PLAYER	GP	Min.	W-L-T	GAA	SV%	SO
Rich Parent	35	2043	17-12-5	2.35	.922	2
Joel Laing	16	864	5-8-1	3.26	.902	0
Sébastien Caron	30	1746	12-14-3	3.54	.882	4
Garth Snow	3	178	2-1-0	2.36	.920	0
Mark Scally	1	6	0-0-0	29.43	.400	0
<b>TOTALS</b>				<b>3.06</b>	<b>.903</b>	<b>6</b>

## GAMES AND RESULTS

DATE	RESULT	SCORE	OPPONENT
Oct. 5	L	2-1	PHILADELPHIA
Oct. 6	W	3-2	at Philadelphia
Oct. 7	W	5-3	HERSHEY
Oct. 13	L	3-1	at Saint John
Oct. 15	L	5-3	at Québec
Oct. 21	W	3-2	SYRACUSE
Oct. 22	W	7-0	ALBANY
Oct. 25	W	4-1	KENTUCKY
Oct. 27	W	5-4	at Albany
Oct. 28	W	5-2	PHILADELPHIA
Nov. 3	W	6-2	at Syracuse
Nov. 4	W	5-4	ROCHESTER
Nov. 5	T	4-4	CINCINNATI
Nov. 8	W	4-3	at Norfolk
Nov. 11	W	4-1	ALBANY
Nov. 15	T	3-3	SPRINGFIELD
Nov. 17	W (OT)	5-4	at Rochester
Nov. 18	T	3-3	ALBANY
Nov. 19	L	4-1	ST. JOHN'S
Nov. 22	T	3-3	NORFOLK
Nov. 25	W	3-0	SYRACUSE
Nov. 26	W (OT)	4-3	at Hershey
Dec. 2	L	6-2	PHILADELPHIA
Dec. 3	W	5-1	LOUISVILLE
Dec. 7	L	7-4	at Louisville
Dec. 8	L	8-2	at Kentucky
Dec. 9	L	5-2	at Kentucky
Dec. 16	L	3-1	NORFOLK
Dec. 20	W	4-3	LOUISVILLE
Dec. 22	W	4-1	HERSHEY
Dec. 26	W	5-2	HERSHEY
Dec. 27	W	4-2	at Hershey
Dec. 29	T	2-2	at Rochester
Dec. 30	L	4-3	ROCHESTER
Jan. 3	L	3-1	ALBANY
Jan. 5	W	2-1	at Philadelphia
Jan. 6	W	4-1	at Hartford
Jan. 11	W	3-2	at Louisville
Jan. 12	L	4-3	at Cincinnati
Jan. 13	L	5-3	at Cincinnati
Jan. 19	OTL	4-3	PHILADELPHIA
Jan. 20	W	3-1	at Hershey
Jan. 21	W	4-0	at Philadelphia
Jan. 27	W	3-1	NORFOLK
Jan. 30	L	3-1	HARTFORD
Feb. 2	T	2-2	at Syracuse
Feb. 3*	L	3-2	Cincinnati*
Feb. 6	W	8-6	at St. John's
Feb. 7	T	2-2	at St. John's
Feb. 9	L	5-3	at Hamilton
Feb. 10	W	4-3	at Albany
Feb. 13	L	5-3	PHILADELPHIA
Feb. 16	L	3-1	at Norfolk
Feb. 17	L	5-4	at Norfolk
Feb. 19	L	4-3	SYRACUSE
Feb. 23	W	2-0	at Philadelphia
Feb. 24	T	7-7	ST. JOHN'S
Feb. 25	L	3-1	at Albany
Feb. 28	L	7-2	SYRACUSE
Mar. 2	L	3-1	HERSHEY
Mar. 3	L	4-2	at Hershey
Mar. 6	L	7-3	SAINT JOHN
Mar. 7	L	5-3	QUÉBEC
Mar. 10	W	4-3	PROVIDENCE
Mar. 11	L	2-1	at Syracuse
Mar. 13	L	4-1	at Philadelphia
Mar. 16	OTL	3-2	at Worcester
Mar. 17	W	4-3	NORFOLK
Mar. 18	L	4-2	HAMILTON
Mar. 21	W	7-0	WORCESTER
Mar. 23	L	1-0	at Syracuse
Mar. 25	W	2-0	at Norfolk
Mar. 28	W	4-3	KENTUCKY
Mar. 30	L	4-3	at Providence
Mar. 31	W (OT)	3-2	HERSHEY
Apr. 1	T	6-6	at Syracuse
Apr. 4	L	3-2	at Springfield
Apr. 6	W (OT)	2-1	SYRACUSE
Apr. 7	W	5-4	ALBANY
Apr. 8	L	3-0	at Hershey

\* = Game played in Pittsburgh, Pa.

# 2001-02

20-44-13-3, 56 PTS 5<sup>TH</sup> South Division

## PLAYER STATISTICS

PLAYER	GP	G	A	PTS	+/-	PIM
Tom Kostopoulos	70	27	26	53	-1	112
Martin Sonnenberg	78	20	30	50	-4	127
Shane Endicott	63	19	20	39	-12	46
Peter Ratchuk	75	16	23	39	-32	55
Tomáš Surový	65	23	10	33	-9	37
Billy Tibbetts	24	13	17	30	-1	193
Ross Lupaschuk	72	9	20	29	-10	91
Éric Meloche	55	13	14	27	-4	91
Alexander Zevakhin	74	7	16	23	-25	29
Rob Scuderi	75	1	22	23	-4	66
Jan Fadrný	60	8	14	22	-9	54
Jason MacDonald	57	8	13	21	-15	330
Brooks Orpik	78	2	18	20	+2	99
Brendan Buckley	80	1	19	20	-14	116
Róbert Döme	39	9	8	17	-7	53
Darcy Verot	71	6	10	16	-19	387
Michal Sivek	25	4	8	12	-12	30
Mike Wilson	46	3	9	12	-3	59
Alexandre Mathieu	40	1	8	9	-13	16
Milan Kraft	8	4	4	8	+8	10
John Jakopin	30	3	5	8	+3	90
Darcy Robinson	40	0	5	5	-8	35
Brendan Walsh	29	2	2	4	-2	184
David Kočí	26	1	3	4	-1	98
Robbie Tallas (G)	38	0	3	3	--	0
Steve Parsons	52	1	1	2	-2	366
Bert Robertsson	13	0	0	0	-3	15
Sébastien Caron (G)	46	0	0	0	--	2
bench	--	--	--	--	--	18
<b>TOTALS</b>		<b>201</b>	<b>328</b>	<b>529</b>	<b>-197</b>	<b>2809</b>

## GOALIE STATISTICS

PLAYER	GP	Min.	W-L-T	GAA	SV%	SO
Sébastien Caron	46	2671	14-22-8	3.12	.903	1
Robbie Tallas	38	2183	6-25-5	3.46	.901	0
<b>TOTALS</b>				<b>3.37</b>	<b>.903</b>	<b>6</b>

## GAMES AND RESULTS

DATE	RESULT	SCORE	OPPONENT
Oct. 4	L	6-4	ST. JOHN'S
Oct. 6	T	4-4	ROCHESTER
Oct. 7	L	7-1	at Philadelphia
Oct. 12	L	4-3	at Syracuse
Oct. 13	L	7-3	at Cleveland
Oct. 17	W	5-4	HERSHEY
Oct. 19	L	5-2	at Syracuse
Oct. 20	L	5-3	PHILADELPHIA
Oct. 24	L	4-2	at Utah
Oct. 25	L	4-2	at Utah
Oct. 28	L	6-3	QUÉBEC
Oct. 30	OTL	4-3	HERSHEY
Nov. 2	W (OT)	4-3	at Québec
Nov. 3	T	5-5	at Albany
Nov. 8	L	5-3	at St. John's
Nov. 9	W	7-6	at St. John's
Nov. 11	L	4-3	NORFOLK
Nov. 14	L	3-2	at Hershey
Nov. 16	T	3-3	HARTFORD
Nov. 17	L	6-2	at Rochester
Nov. 18	L	2-1	at Philadelphia
Nov. 22	L	3-0	GRAND RAPIDS
Nov. 23	OTL	3-2	at Rochester
Nov. 27	T	2-2	PHILADELPHIA
Dec. 1	L	4-3	PHILADELPHIA
Dec. 7	T	4-4	SYRACUSE
Dec. 8	W	6-1	ALBANY
Dec. 12	T	1-1	at Philadelphia
Dec. 14	T	2-2	HERSHEY
Dec. 15	L	5-3	ST. JOHN'S
Dec. 16	L	3-0	at Philadelphia
Dec. 21	L	2-1	HERSHEY
Dec. 22	W	3-2	PHILADELPHIA
Dec. 23	L	6-0	NORFOLK
Dec. 27	OTL	2-1	at Syracuse
Dec. 29	W	7-3	at Hershey
Dec. 30	L	5-0	NORFOLK
Dec. 31	W	4-2	PHILADELPHIA
Jan. 4	L	2-1	at Milwaukee
Jan. 5	T	3-3	at Chicago
Jan. 6	L	7-2	at Cincinnati
Jan. 9	L	2-1	at Norfolk
Jan. 11	W (OT)	4-3	at Norfolk
Jan. 12	L	4-1	SYRACUSE
Jan. 13	W	8-5	MILWAUKEE
Jan. 18	W (OT)	3-2	HERSHEY
Jan. 19	T	1-1	at Hershey
Jan. 20	W	3-2	SYRACUSE
Jan. 25	L	3-0	at Saint John
Jan. 26	L	4-3	at Saint John
Jan. 30	L	3-1	SAINT JOHN
Feb. 2	L	3-2	BRIDGEPORT
Feb. 3	W	3-2	NORFOLK
Feb. 6	W	4-1	ROCHESTER
Feb. 9	L	3-2	at Bridgeport
Feb. 10	W (OT)	5-4	NORFOLK
Feb. 15	L	4-1	HERSHEY
Feb. 16	W	2-1	CHICAGO
Feb. 18	L	5-2	UTAH
Feb. 20	W	3-2	UTAH
Feb. 22	T	2-2	at Syracuse
Feb. 23	L	6-5	at Hartford
Feb. 24	W	4-1	at Hershey
Feb. 27	L	4-0	at Syracuse
Mar. 1	T	4-4	CLEVELAND
Mar. 6	W	3-0	CINCINNATI
Mar. 8	L	2-0	at Syracuse
Mar. 9	W	5-3	SAINT JOHN
Mar. 10	T	3-3	SYRACUSE
Mar. 13	W	3-1	at Norfolk
Mar. 16	L	2-0	at Hershey
Mar. 17	L	4-0	SYRACUSE
Mar. 20	L	2-0	at Philadelphia
Mar. 23	L	3-2	at Grand Rapids
Mar. 27	L	3-2	at Norfolk
Mar. 29	L	5-1	at Norfolk
Mar. 30	L	4-0	SYRACUSE
Apr. 3	T	1-1	at Philadelphia
Apr. 5	L	5-3	PHILADELPHIA
Apr. 6	L	6-4	at Hershey

# 2002-03

36-32-7-5, 84 PTS 3<sup>RD</sup> South Division

## PLAYER STATISTICS

PLAYER	GP	G	A	PTS	+/-	PIM
Toby Petersen	80	31	35	66	-18	24
Tom Kostopoulos	71	21	42	63	-4	131
Matt Murley	73	21	37	58	-4	45
Kris Beech	50	19	24	43	-4	76
Tomáš Surový	39	19	20	39	+3	18
Shane Endicott	74	13	26	39	-7	68
Alexandre Daigle	40	9	29	38	-10	18
Milan Kraft	40	13	24	37	-16	28
Ross Lupaschuk	74	18	18	36	+1	101
Konstantin Koltsov	65	9	21	30	-8	41
Éric Meloche	59	12	17	29	E	95
Michal Sivek	40	10	17	27	-11	33
Matt Hussey	69	12	11	23	-2	28
Rob Scuderi	74	4	17	21	+5	44
Colby Armstrong	73	7	11	18	-13	76
Brooks Orpik	71	4	14	18	+5	105
Jason MacDonald	56	4	7	11	+1	137
Mike Wilson	45	4	5	9	-1	89
Brendan Buckley	80	2	6	8	-15	99
Darcy Robinson	48	1	7	8	-5	89
Bobby Russell	26	4	3	7	+3	14
Alexander Zevakhin	13	4	2	6	+1	2
Richard Lintner	6	1	4	5	-2	2
Micki DuPont	14	1	4	5	-6	16
François Leroux	57	1	3	4	-15	124
Michel Ouellet	4	0	2	2	+1	0
Guillaume Levebvre	1	1	0	1	+2	0
Ryan Malone	3	0	1	1	-1	2
Zenon Konopka	4	0	1	1	E	9
Sébastien Caron (G)	27	0	1	1	--	2
Robbie Tallas (G)	33	0	1	1	--	4
Andrew Ference	1	0	0	0	+1	2
David Kočí	9	0	0	0	E	4
Mike Valley (G)	10	0	0	0	--	2
Jean-Sébastien Aubin (G)	16	0	0	0	--	2
bench	--	--	--	--	--	22
<b>TOTALS</b>	<b>245</b>	<b>410</b>	<b>655</b>	<b>-119</b>	<b>1552</b>	

## GOALIE STATISTICS

PLAYER	GP	Min.	W-L-T	GAA	SV%	SO
Jean-Sébastien Aubin	16	919	8-6-1	1.89	.937	3
Sébastien Caron	27	1561	2-6-2	3.11	.904	1
Robbie Tallas	33	1763	12-14-1	3.37	.898	0
Mike Valley	10	579	14-11-3	3.01	.905	1
<b>TOTALS</b>				<b>3.07</b>	<b>.905</b>	<b>5</b>

## GAMES AND RESULTS

DATE	RESULT	SCORE	OPPONENT
Oct. 10	W	5-3	ST. JOHN'S
Oct. 12	L	6-3	HERSHEY
Oct. 14	W	3-2	ST. JOHN'S
Oct. 18	L	5-4	at Philadelphia
Oct. 19	W	4-1	PHILADELPHIA
Oct. 25	L	4-1	at Binghamton
Oct. 26	L	2-1	NORFOLK
Oct. 30	T	4-4	ROCHESTER
Nov. 2	W	4-3	at Binghamton
Nov. 3	L	5-3	UTAH
Nov. 6	L	7-2	at Philadelphia
Nov. 8	L	6-1	at Hamilton
Nov. 9	L	2-0	at Syracuse
Nov. 13	L	3-0	HAMILTON
Nov. 15	L	4-2	at Norfolk
Nov. 16	W	4-3	at Norfolk
Nov. 20	OTL	4-3	HERSHEY
Nov. 23	W	5-3	NORFOLK
Nov. 24	W	3-1	CINCINNATI
Nov. 27	L	5-4	NORFOLK
Nov. 29	W	4-3	at Saint John
Nov. 30	T	2-2	at Saint John
Dec. 1	OTL	3-2	at Portland
Dec. 6	W	6-5	at Houston
Dec. 7	L	3-1	at San Antonio
Dec. 13	W	6-1	at Philadelphia
Dec. 14	W	6-3	at Syracuse
Dec. 15	L	3-0	at Hershey
Dec. 17	L	5-4	BINGHAMTON
Dec. 21	W	5-1	PHILADELPHIA
Dec. 22	W	2-1	PORTLAND
Dec. 26	OTL	4-3	PHILADELPHIA
Dec. 27	W	1-0	at Norfolk
Dec. 28	W	4-1	at Norfolk
Dec. 31	L	4-3	HERSHEY
Jan. 3	L	5-1	at Philadelphia
Jan. 4	W	6-3	ALBANY
Jan. 8	W	3-1	at Norfolk
Jan. 10	L	4-3	at St. John's
Jan. 11	L	5-2	at St. John's
Jan. 15	W	3-2	at Hershey
Jan. 17	W	4-2	LOWELL
Jan. 18	L	7-5	CLEVELAND
Jan. 21	W	3-2	HERSHEY
Jan. 22	T	4-4	at Hershey
Jan. 24	L	3-1	at Syracuse
Jan. 25	L	5-2	at Binghamton
Jan. 29	W	5-2	SYRACUSE
Jan. 31	W	4-2	UTAH
Feb. 1	L	6-5	HOUSTON
Feb. 5	L	4-3	PHILADELPHIA
Feb. 7	W	5-0	SAN ANTONIO
Feb. 8	W	4-3	SAN ANTONIO
Feb. 9	T	3-3	at Rochester
Feb. 12	W	4-3	BINGHAMTON
Feb. 15	W	5-3	at Albanv
Feb. 16	OTL	3-2	at Binghamton
Feb. 19	L	5-2	at Utah
Feb. 21	L	6-4	at Utah
Feb. 23	T	4-4	at San Antonio
Feb. 26	W	6-3	BINGHAMTON
Feb. 28	L	5-4	at Cleveland
Mar. 1	L	3-1	at Cincinnati
Mar. 2	W	3-1	at Cincinnati
Mar. 8	W	4-3	HERSHEY
Mar. 10	L	4-2	SYRACUSE
Mar. 12	L	2-0	SAINT JOHN
Mar. 15	W	4-3	at Hershey
Mar. 16	L	5-0	SAINT JOHN
Mar. 17	L	3-0	PHILADELPHIA
Mar. 19	W	4-0	SYRACUSE
Mar. 22	W	4-0	at Lowell
Mar. 23	L	3-1	at Hershey
Mar. 28	L	3-2	BINGHAMTON
Mar. 29	W	5-2	SYRACUSE
Mar. 30	T	4-4	at Syracuse
Apr. 2	W	2-1	CINCINNATI
Apr. 4	W	2-0	NORFOLK
Apr. 5	T	1-1	NORFOLK
Apr. 6	W (OT)	4-3	at Philadelphia

# 2003-04

34-28-10-8, 86 PTS 3<sup>RD</sup> East Division

## PLAYER STATISTICS

PLAYER	GP	G	A	PTS	+/-	PIM
Michel Ouellet	79	30	19	49	E	34
Kris Beech	53	20	25	45	+15	97
Toby Petersen	62	15	29	44	+15	4
Éric Meloche	56	16	26	42	+6	49
Shane Endicott	79	17	22	39	-2	68
Matt Murley	63	10	26	36	+2	69
Patrick Boileau	51	6	29	35	+6	43
Tomáš Surový	30	14	15	29	+13	14
Colby Armstrong	67	10	17	27	+6	71
Marquis Mathieu	77	10	14	24	-3	105
Ross Lupaschuk	58	4	17	21	+7	96
Tom Kostopoulos	21	7	13	20	+13	43
Reid Simpson	51	6	11	17	-1	168
Guillaume Lefebvre	64	4	12	16	-4	78
Rob Scuderi	64	1	15	16	+1	54
Michal Sivek	22	4	7	11	E	6
Steve Webb	30	4	7	11	+1	48
Dave Karpa	29	3	8	11	+2	43
Pauli Levokari	27	3	4	7	E	54
<b>(TOTALS)</b>	<b>55</b>	<b>3</b>	<b>7</b>	<b>10</b>	<b>E</b>	<b>103</b>
Alain Nasreddine	17	1	1	2	+6	16
<b>(TOTALS)</b>	<b>70</b>	<b>2</b>	<b>7</b>	<b>9</b>	<b>+6</b>	<b>86</b>
Darcy Robinson	57	2	6	8	-1	64
David Kočí	78	1	7	8	+4	298
Brendan Buckley	45	2	4	6	+1	61
J.C. Ruid	18	2	2	4	-1	6
Jesse Cook	11	1	3	4	+4	2
Konstantin Koltsov	3	0	4	4	+3	4
Matt Hussey	55	2	1	3	-3	6
Drew Fata	23	1	2	3	+2	26
Ondřej Němec	7	1	2	3	+1	2
Jean-François Dufour	13	0	3	3	-1	0
Ben Blais	4	0	2	2	+2	2
Alexandre Rouleau	14	0	2	2	+2	16
Jason Jaffray	5	0	1	1	-1	0
Ryan Tobler	12	0	1	1	-4	34
Martin Brochu (G)	15	0	1	1	--	2
Michal Rozsival	1	0	0	0	E	2
Cam Paddock	1	0	0	0	E	2
Scott Swanson	1	0	0	0	E	0
Greg Pankewicz	2	0	0	0	-1	0
Mario Larocque	3	0	0	0	E	4
Brooks Orpik	3	0	0	0	+1	2
T.J. Reynolds	4	0	0	0	E	7
Nick Boucher (G)	6	0	0	0	--	0
Andy Chiodo (G)	44	0	0	0	--	23
Jean-Sébastien Aubin (G)	13	0	0	0	--	2
Sébastien Caron (G)	14	0	0	0	--	2
bench	--	--	--	--	--	0
<b>TOTALS</b>	<b>197</b>	<b>358</b>	<b>555</b>	<b>+91</b>	<b>1767</b>	

## GOALIE STATISTICS

PLAYER	GP	Min.	W-L-T	GAA	SV%	SO
Sébastien Caron	14	811	7-3-4	1.92	.930	2
Andy Chiodo	44	2448	18-19-2	2.40	.908	4
Nick Boucher	6	205	1-0-1	2.05	.923	0
Martin Brochu	15	731	4-9-1	2.55	.906	1
Jean-Sébastien Aubin	13	670	4-5-2	2.78	.901	0
<b>TOTALS</b>				<b>2.43</b>	<b>.909</b>	<b>7</b>

## GAMES AND RESULTS

DATE	RESULT	SCORE	OPPONENT
Oct. 8	L	6-3	NORFOLK
Oct. 11	W	4-2	NORFOLK
Oct. 17	L	3-2	at Syracuse
Oct. 22	W	6-1	at Norfolk
Oct. 24	W	3-1	PHILADELPHIA
Oct. 25	L	4-1	BRIDGEPORT
Oct. 29	W	3-0	SYRACUSE
Oct. 31	T	4-4	at Albany
Nov. 1	W (OT)	3-2	at Hershey
Nov. 2	W	2-1	at Worcester
Nov. 7	L	3-2	at Syracuse
Nov. 8	W	3-1	SYRACUSE
Nov. 9	L	1-0	PROVIDENCE
Nov. 15	L	4-0	at Portland
Nov. 16	OTL	3-2	at Bridgeport
Nov. 21	OTL	4-3	HERSHEY
Nov. 22	L	5-4	PHILADELPHIA
Nov. 26	W	2-1	PORTLAND
Nov. 28	L	3-2	at Philadelphia
Nov. 29	L	1-0	at Springfield
Nov. 30	T	3-3	at Hershey
Dec. 5	T	2-2	at Providence
Dec. 6	W	4-1	at Binghamton
Dec. 10	W	6-4	HERSHEY
Dec. 12	L	3-1	WORCESTER
Dec. 13	L	3-2	at Albany
Dec. 17	W	3-2	at Bridgeport
Dec. 19	T	1-1	at Binghamton
Dec. 20	W	6-2	ALBANY
Dec. 26	W	5-3	NORFOLK
Dec. 27	OTL	4-3	at Hershey
Dec. 28	L	3-2	at Norfolk
Dec. 30	W (OT)	2-1	BRIDGEPORT
Jan. 2	W	1-0	SPRINGFIELD
Jan. 3	L	4-2	HARTFORD
Jan. 4	L	3-2	at Philadelphia
Jan. 7	W	2-1	at Manchester
Jan. 9	OTL	2-1	at Lowell
Jan. 10	W	2-1	at Portland
Jan. 14	L	5-2	TORONTO
Jan. 17	W	4-3	PHILADELPHIA
Jan. 18	L	4-1	SYRACUSE
Jan. 23	W	4-2	HERSHEY
Jan. 25	T	1-1	NORFOLK
Jan. 30	L	3-1	HERSHEY
Jan. 31	L	4-1	at Binghamton
Feb. 6	L	6-1	SYRACUSE
Feb. 7	L	3-2	LOWELL
Feb. 11	W	5-2	TORONTO
Feb. 13	L	1-0	PORTLAND
Feb. 14	L	4-2	NORFOLK
Feb. 16	T	2-2	BINGHAMTON
Feb. 18	W	2-0	at Philadelphia
Feb. 20	T	3-3	at Albany
Feb. 21	W (OT)	2-1	at Syracuse
Feb. 25	W	4-3	at Binghamton
Feb. 27	W	5-4	at Syracuse
Feb. 28	L	3-2	at Toronto
Feb. 29	L	3-1	at Toronto
Mar. 3	W	7-3	BINGHAMTON
Mar. 5	L	2-1	at Bridgeport
Mar. 6	W	4-0	PHILADELPHIA
Mar. 7	W	2-1	at Norfolk
Mar. 10	L	3-2	at Norfolk
Mar. 12	W	2-0	at Norfolk
Mar. 13	T	4-4	BINGHAMTON
Mar. 14	W	5-4	at Hershey
Mar. 16	W	1-0	at Philadelphia
Mar. 17	L	2-1	BRIDGEPORT
Mar. 19	OTL	3-2	at Philadelphia
Mar. 21	L	5-0	at Hershey
Mar. 24	W	4-3	MANCHESTER
Mar. 26	W	4-2	HERSHEY
Mar. 27	W	2-1	ALBANY
Mar. 31	OTL	3-2	at Bridgeport
Apr. 2	W	3-0	ALBANY
Apr. 3	L	4-1	PHILADELPHIA
Apr. 7	T	2-2	BINGHAMTON
Apr. 10	OTL	3-2	at Hartford
Apr. 11	T	2-2	BRIDGEPORT

# 2004-05

39-27-7-7, 92 PTS 4<sup>TH</sup> East Division

## PLAYER STATISTICS

PLAYER	GP	G	A	PTS	+/-	PIM
Michel Ouellet	80	31	32	63	+15	56
Kris Beech	68	14	48	62	+17	146
Ramzi Abid	78	26	29	55	+1	119
Colby Armstrong	80	18	37	55	+9	89
Tomáš Surový	80	17	31	48	-10	43
Shane Endicott	68	24	23	47	+3	89
Matt Murley	80	17	24	41	+16	55
Ryan Whitney	80	6	35	41	-12	101
Matt Hussey	80	16	14	30	+3	19
Ross Lupaschuk	67	11	19	30	+9	145
Erik Christensen	77	14	13	27	-1	33
Chris Kelleher	65	3	17	20	+4	26
Rob Scuderi	79	2	18	20	+15	34
Maxime Talbot	75	7	12	19	+7	62
Alain Nasreddine	75	3	14	17	+5	129
Ryan VandenBussche	23	4	7	11	+1	77
Ben Eaves	43	4	6	10	+1	12
David Kočí	68	1	9	10	+1	311
Kyle Rossiter	9	0	1	1	-4	5
(TOTALS)	42	1	6	7	-7	48
Guillaume Lefebvre	34	3	3	6	-5	76
Mike Sgroi	39	1	1	2	E	122
Drew Fata	32	1	1	2	+5	88
Kenny Corupe	24	0	2	2	-3	6
Cam Paddock	16	0	0	0	-3	13
Darcy Robinson	13	0	0	0	-2	49
Pascal Morency	2	0	0	0	-2	4
Ray DiLauro	1	0	0	0	E	0
Ed McGrane	1	0	0	0	E	0
Andy Chiodo (G)	14	0	0	0	--	6
Marc-André Fleury (G)	54	0	0	0	--	2
bench	--	--	--	--	--	36
<b>TOTALS</b>	<b>223</b>	<b>396</b>	<b>619</b>	<b>+70</b>	<b>1953</b>	

## GOALIE STATISTICS

PLAYER	GP	Min.	W-L-OTL	GAA	SV%	SO
Dany Sabourin	20	1028	8-7-3	2.22	.921	1
Marc-André Fleury	54	3029	26-17-6	2.52	.901	2
Andy Chiodo	14	788	5-3-5	3.27	.879	2
<b>TOTALS</b>				<b>2.58</b>	<b>.902</b>	<b>8</b>

## GAMES AND RESULTS

DATE	RESULT	SCORE	OPPONENT
Oct. 13	L	6-3	MANITOBA
Oct. 16	L	7-3	at Manchester
Oct. 17	L	5-3	at Lowell
Oct. 20	OTL	4-3	at Norfolk
Oct. 22	W	3-2	at Norfolk
Oct. 24	L	5-2	ALBANY
Oct. 27	SOL	4-3	SYRACUSE
Oct. 29	W	4-1	at Albany
Oct. 30	W	1-0	BRIDGEPORT
Oct. 31	W	2-0	BINGHAMTON
Nov. 6	W (SO)	3-2	NORFOLK
Nov. 7	W	6-2	NORFOLK
Nov. 12	SOL	3-2	at Philadelphia
Nov. 14	OTL	3-2	at Bridgeport
Nov. 19	OTL	3-2	at Binghamton
Nov. 20	OTL	5-4	BINGHAMTON
Nov. 21	W	6-1	HAMILTON
Nov. 24	W	3-1	HARTFORD
Nov. 26	W	3-2	at Syracuse
Nov. 27	L	4-2	at Hartford
Dec. 1	SOL	3-2	at Philadelphia
Dec. 3	L	4-3	at Bridgeport
Dec. 5	W	4-2	NORFOLK
Dec. 6	W	4-1	NORFOLK
Dec. 10	L	5-2	ALBANY
Dec. 11	W	6-4	PHILADELPHIA
Dec. 15	W	7-1	ALBANY
Dec. 17	W	5-4	at Syracuse
Dec. 19	L	3-1	MANCHESTER
Dec. 26	W	5-3	PHILADELPHIA
Dec. 29	W	1-0	PORTLAND
Dec. 31	W	5-1	BRIDGEPORT
Jan. 1	W (SO)	5-4	at Springfield
Jan. 5	L	2-1	at Worcester
Jan. 7	L	5-4	at Binghamton
Jan. 8	SOL	2-1	PHILADELPHIA
Jan. 9	L	5-1	SYRACUSE
Jan. 14	OTL	4-3	at Binghamton
Jan. 15	W	2-1	at Albany
Jan. 18	W (SO)	5-4	at Manitoba
Jan. 20	SOL	3-2	at Manitoba
Jan. 22	W	3-1	BRIDGEPORT
Jan. 26	L	4-3	SYRACUSE
Jan. 28	L	4-2	HERSHEY
Jan. 29	SOL	2-1	at Syracuse
Jan. 30	W	5-2	at Providence
Feb. 2	W	3-0	BRIDGEPORT
Feb. 4	W	8-2	HERSHEY
Feb. 5	W	4-1	PHILADELPHIA
Feb. 11	L	2-0	HERSHEY
Feb. 12	W	2-1	LOWELL
Feb. 17	L	1-0	at Portland
Feb. 18*	L	3-2	Bridgeport*
Feb. 19	W	7-1	at Hershey
Feb. 23	W	2-1	MANITOBA
Feb. 26	L	2-1	at Hershey
Feb. 27	W	3-2	at Philadelphia
Mar. 4	W	4-0	SPRINGFIELD
Mar. 5	W	4-3	PHILADELPHIA
Mar. 6	W	4-3	at Philadelphia
Mar. 11	L	6-0	at Norfolk
Mar. 12	OTL	3-2	at Norfolk
Mar. 13	L	6-2	BINGHAMTON
Mar. 18	W (SO)	5-4	at Syracuse
Mar. 20	L	3-0	at Hershey
Mar. 23	W	1-0	at Hamilton
Mar. 25	W	2-1	at Bridgeport
Mar. 26	SOL	2-1	PROVIDENCE
Mar. 27	L	5-3	at Hershey
Mar. 30	L	3-2	HERSHEY
Apr. 1	L	2-1	at Albany
Apr. 2	OTL	4-3	WORCESTER
Apr. 3	L	4-2	at Philadelphia
Apr. 6	L	3-1	BINGHAMTON
Apr. 8	W	3-2	HERSHEY
Apr. 9	L	5-2	at Binghamton
Apr. 10	W	3-2	at Hershey
Apr. 15	W	2-0	at Norfolk
Apr. 16	W	3-0	NORFOLK
Apr. 17	L	4-2	SYRACUSE

\* = Game played at Nassau Coliseum, N.Y.



# 2005-06

51-18-5-6, 113 PTS 1<sup>ST</sup> East Division

## PLAYER STATISTICS

PLAYER	GP	G	A	PTS	+/-	PIM
Matt Hussey	65	21	30	51	+11	34
Erik Christensen	48	24	22	46	+10	50
Krystofer Kolanos	18	10	8	18	+3	19
<b>(TOTALS)</b>	<b>40</b>	<b>20</b>	<b>20</b>	<b>40</b>	<b>-2</b>	<b>59</b>
Petr Tatiček	17	4	4	8	E	7
<b>(TOTALS)</b>	<b>61</b>	<b>13</b>	<b>25</b>	<b>38</b>	<b>+11</b>	<b>17</b>
Jonathan Filewich	73	22	14	36	+7	40
Ryan Stone	75	14	22	36	+12	109
Guillaume Lefebvre	66	16	19	35	+12	113
Maxime Talbot	42	12	20	32	+12	80
Michel Ouellet	19	10	20	30	+12	12
Stephen Dixon	80	12	17	29	+2	45
Colby Armstrong	31	11	18	29	+14	44
Noah Welch	77	9	20	29	+15	99
Chris Kelleher	52	3	26	29	+12	48
Tomáš Surový	25	16	12	28	+11	26
Daniel Carcillo	51	11	13	24	+8	311
Kenny Corupe	59	11	13	24	+4	42
Rico Fata	25	8	10	18	+7	39
Andy Schneider	50	3	13	16	+15	54
Kurtis McLean	32	4	11	15	+8	8
Dennis Bonvie	70	2	13	15	+7	431
Ryan Whitney	9	5	9	14	+7	6
Drew Fata	28	1	12	13	+3	98
Konstantin Koltsov	18	7	5	12	+9	13
Alain Nasreddine	71	0	12	12	+24	71
Ryan Lannon	74	2	8	10	+17	65
Árpád Mihály	38	2	6	8	-3	34
Rob Scuderi	13	0	8	8	+11	8
Daniel Fernholm	27	1	6	7	E	10
Paul Bissonnette	55	1	5	6	+2	60
Lasse Pirjetä	8	1	4	5	E	6
Ben Eaves	5	1	2	3	+1	0
Dany Sabourin (G)	49	0	3	3	--	10
Shane Endicott	8	0	2	2	-1	4
Tim Verbeek	2	0	1	1	+1	4
Terry Virtue	4	0	1	1	-5	4
Sébastien Caron (G)	6	0	1	1	--	0
Sean Collins	8	0	1	1	-3	2
Marc-André Fleury (G)	12	0	1	1	--	2
Cam Paddock	4	0	0	0	+1	2
David Kočí	13	0	0	0	-1	59
Andy Chiodo (G)	14	0	0	0	--	2
bench	--	--	--	--	--	30
<b>TOTALS</b>	<b>244</b>	<b>412</b>	<b>656</b>	<b>+245</b>	<b>2101</b>	

## GOALIE STATISTICS

PLAYER	GP	Min.	W-L-OTL	GAA	SV%	SO
Andy Chiodo	14	840	8-4-2	2.21	.925	1
Dany Sabourin	49	2943	30-11-7	2.26	.922	4
Sébastien Caron	6	357	3-3-0	1.18	.954	2
Marc-André Fleury	12	727	10-0-2	1.57	.939	0
<b>TOTALS</b>				<b>2.07</b>	<b>.927</b>	<b>7</b>

## GAMES AND RESULTS

DATE	RESULT	SCORE	OPPONENT
Oct. 5	W	8-1	BRIDGEPORT
Oct. 8	W	2-1	HERSHEY
Oct. 9	W (SO)	4-3	at Hershey
Oct. 14	W	3-2	at Norfolk
Oct. 21	W	4-1	at Syracuse
Oct. 22	W	5-1	BINGHAMTON
Oct. 23	W	8-3	at Bridgeport
Oct. 28	W	5-2	HERSHEY
Oct. 29	W	5-1	SYRACUSE
Nov. 4	OTL	4-3	SPRINGFIELD
Nov. 5	W	4-1	PHILADELPHIA
Nov. 6	W (SO)	5-4	at Philadelphia
Nov. 12	W	6-0	at Portland
Nov. 13	W	5-4	at Hartford
Nov. 18	W	3-1	at Norfolk
Nov. 19	W (OT)	3-2	NORFOLK
Nov. 20	W	5-2	at Bridgeport
Nov. 23	OTL	2-1	PROVIDENCE
Nov. 25	W	3-2	at Rochester
Nov. 26	W	4-1	at Binghamton
Dec. 2	W (OT)	3-2	at Norfolk
Dec. 3	W	3-2	at Norfolk
Dec. 4	SOL	3-2	at Hershey
Dec. 9	L	3-1	MANITOBA
Dec. 10	W	7-1	MANITOBA
Dec. 16	L	2-1	SYRACUSE
Dec. 17	W (SO)	2-1	NORFOLK
Dec. 18	W	3-0	at Hershey
Dec. 21	L	2-1	at Bridgeport
Dec. 23	W	3-0	PHILADELPHIA
Dec. 26	W	8-1	HERSHEY
Dec. 28	W	5-0	HARTFORD
Dec. 31	W	2-1	NORFOLK
Jan. 6	W	4-2	at Philadelphia
Jan. 7	W	1-0	PHILADELPHIA
Jan. 8	L	3-1	at Bridgeport
Jan. 13	L	5-3	at Norfolk
Jan. 14	OTL	2-1	at Hershey
Jan. 16	W	3-2	at Syracuse
Jan. 18	W	7-2	SYRACUSE
Jan. 20	W	6-2	at Binghamton
Jan. 21	L	7-0	BRIDGEPORT
Jan. 25	SOL	4-3	BRIDGEPORT
Jan. 28	W (SO)	4-3	NORFOLK
Jan. 29	W	3-2	BINGHAMTON
Feb. 3	W	4-3	BRIDGEPORT
Feb. 4	L	4-2	ROCHESTER
Feb. 8	L	3-2	at Philadelphia
Feb. 10	L	1-0	HERSHEY
Feb. 11	W	2-1	ALBANY
Feb. 12	L	3-1	at Bridgeport
Feb. 15	W	5-1	at Albany
Feb. 17	W	2-1	at Lowell
Feb. 18	SOL	2-1	at Springfield
Feb. 19	L	8-3	at Providence
Feb. 22	L	4-3	at Syracuse
Feb. 24	L	3-1	at Manitoba
Feb. 25	W (OT)	3-2	at Manitoba
Feb. 26	L	3-1	at Toronto
Mar. 3	L	3-0	TORONTO
Mar. 4	W	4-2	MANCHESTER
Mar. 8	L	5-0	SYRACUSE
Mar. 10	W	3-1	at Albany
Mar. 11	W	2-0	at Manchester
Mar. 12	W	4-1	BINGHAMTON
Mar. 15	SOL	3-2	at Binghamton
Mar. 17	OTL	3-2	at Philadelphia
Mar. 22	SOL	2-1	PORTLAND
Mar. 23	W	7-2	HERSHEY
Mar. 25	W (SO)	2-1	ALBANY
Mar. 26	OTL	3-2	at Hershey
Mar. 31	L	2-0	at Binghamton
Apr. 1	W	4-3	LOWELL
Apr. 2	W	2-1	at Philadelphia
Apr. 5	L	6-4	BINGHAMTON
Apr. 7	W	5-4	NORFOLK
Apr. 8	W	4-2	PHILADELPHIA
Apr. 12	SOL	2-1	at Syracuse
Apr. 14	W	3-0	BRIDGEPORT
Apr. 15	W (OT)	4-3	PHILADELPHIA

# 2006-07

## 51-23-2-4, 108 PTS 2<sup>ND</sup> East Division

### PLAYER STATISTICS

PLAYER	GP	G	A	PTS	+/-	PIM
Robert Nilsson	19	6	14	20	-2	14
(TOTALS)	69	18	48	66	-4	48
Jonathan Filewich	80	30	26	56	+11	38
Kyle Brodziak	62	24	32	56	+12	44
Rob Schremp	69	17	36	53	E	36
Micki DuPont	78	18	33	51	-3	101
Stephen Dixon	80	17	24	41	-12	43
Tyler Kennedy	40	12	25	37	+15	20
Ryan Stone	41	7	26	33	+5	86
Kurtis McLean	55	16	16	32	+1	24
Connor James	70	12	20	32	E	29
Marc-Antoine Pouliot	33	14	17	31	-2	20
Daniel Carcillo	52	21	9	30	+1	183
Matt Carkner	75	6	24	30	+3	167
Tom Gilbert	48	4	26	30	+6	32
Peter Ratchuk	22	2	5	7	+8	22
(TOTALS)	72	7	21	28	-1	96
Jean-François Jacques	29	10	17	27	+2	53
Erik Christensen	16	12	12	24	+7	8
Noah Welch	27	5	16	21	+8	24
Ryan Lannon	68	0	19	19	+1	71
Alexei Mikhnov	27	6	12	18	E	22
Tyler Spurgeon	34	5	10	15	+2	10
Tim Wallace	32	5	9	14	+4	39
Joe Jensen	26	6	5	11	-1	16
Dennis Bonvie	58	2	7	9	-1	186
Alain Nasreddine	19	3	5	8	+9	25
Reagan Rome	20	1	5	6	+6	18
(TOTALS)	27	1	6	7	+3	20
Wade Skolney	62	1	6	7	+6	216
Patrick Thoresen	5	1	5	6	+5	4
Maxime Talbot	5	4	0	4	+2	2
Ryan Glenn	18	0	3	3	-1	6
Curtiss Patrick	10	0	2	2	+2	2
Jason Deitsch	6	1	0	1	-1	8
Wade Brookbank	39	1	0	1	-2	116
(TOTALS)	43	1	0	1	-4	131
Chris Thorburn	3	0	1	1	E	2
Bryan Young	10	0	1	1	+3	2
(TOTALS)	32	0	1	1	-3	8
Nolan Schaefer (G)	15	0	0	0	--	0
(TOTALS)	34	0	1	1	--	0
Jon Awe	2	0	0	0	E	0
Eric Cairns	2	0	0	0	-4	10
Grant McNeill	2	0	0	0	-1	2
Árpád Mihály	2	0	0	0	+1	0
Paul Bissonnette	3	0	0	0	-1	6
Mark Letestu	3	0	0	0	-1	0
Devan Dubnyk (G)	4	0	0	0	--	0
Ronald Petrovický	4	0	0	0	-3	4
Tim Sestito	4	0	0	0	-3	6
Andrew Penner (G)	28	0	0	0	--	8
Jeff Drouin-Deslauriers (G)	40	0	0	0	--	22
bench	--	--	--	--	--	16
<b>TOTALS</b>		<b>276</b>	<b>468</b>	<b>744</b>	<b>+82</b>	<b>1763</b>
<b>GOALIE</b>	<b>GP</b>	<b>Min.</b>	<b>W-L-OTL</b>	<b>GAA</b>	<b>SV%</b>	<b>SO</b>
Nolan Schaefer	15	804	9-5-0	2.24	.914	1
(TOTALS)	34	1887	14-16-3	2.64	.902	1
Jeff Drouin-Deslauriers	40	2231	22-10-5	2.47	.908	4
Andrew Penner	28	1610	18-7-1	2.91	.891	3
Devan Dubnyk	4	204	2-1-0	2.94	.855	0
<b>TOTALS</b>				<b>2.60</b>	<b>.902</b>	<b>9</b>

### GAMES AND RESULTS

DATE	RESULT	SCORE	OPPONENT
Oct. 4	W (OT)	3-2	MANITOBA
Oct. 7	L	7-4	HERSHEY
Oct. 13	W	6-1	at Syracuse
Oct. 14	W	4-1	BRIDGEPORT
Oct. 20	W	6-3	at Albany
Oct. 21	W	3-0	ALBANY
Oct. 26	W (SO)	3-2	at Manitoba
Oct. 27	W	3-0	at Manitoba
Oct. 28	W	3-2	at Toronto
Nov. 4	L	5-4	at Philadelphia
Nov. 5	W	6-3	NORFOLK
Nov. 8	W	4-0	at Hartford
Nov. 11	L	6-2	at Portland
Nov. 12	OTL	4-3	at Providence
Nov. 15	W (SO)	3-2	at Bridgeport
Nov. 17	W	3-2	at Philadelphia
Nov. 22	W	6-0	ALBANY
Nov. 24	W	4-2	NORFOLK
Nov. 25	SOL	6-5	at Binghamton
Nov. 26	W (SO)	4-3	at Hershey
Nov. 29	L	5-3	SYRACUSE
Dec. 1	W	4-1	HERSHEY
Dec. 2	W	2-1	at Binghamton
Dec. 8	SOL	2-1	at Hamilton
Dec. 9	W	5-3	CHICAGO
Dec. 15	OTL	6-5	TORONTO
Dec. 16	W	7-1	PHILADELPHIA
Dec. 17	W	3-2	at Syracuse
Dec. 22	W	6-1	BRIDGEPORT
Dec. 23	W	4-1	NORFOLK
Dec. 26	L	3-1	PHILADELPHIA
Dec. 27	L	4-2	at Albany
Dec. 29	W (SO)	3-2	at Syracuse
Dec. 30	W	5-4	PROVIDENCE
Jan. 5	L	6-5	GRAND RAPIDS
Jan. 6	W	8-4	HERSHEY
Jan. 12	W	1-0	at Chicago
Jan. 13	SOL	4-3	at Grand Rapids
Jan. 17	W	2-0	SYRACUSE
Jan. 19	L	5-2	at Norfolk
Jan. 20	W	5-4	NORFOLK
Jan. 21	L	4-1	at Hershey
Jan. 24	W	4-2	MANITOBA
Jan. 26	L	7-2	at Philadelphia
Jan. 27	L	4-1	at Bridgeport
Feb. 2	L	6-3	at Norfolk
Feb. 3	W (SO)	5-4	HAMILTON
Feb. 7	W	5-2	at Philadelphia
Feb. 9	L	2-1	PORTLAND
Feb. 10	W	4-2	BINGHAMTON
Feb. 16	W	7-0	BINGHAMTON
Feb. 17	L	3-1	at Philadelphia
Feb. 18	L	1-0	at Bridgeport
Feb. 21	SOL	3-2	at Hershey
Feb. 23	W	5-4	at Binghamton
Feb. 24	W	4-2	at Binghamton
Feb. 28	W	3-2	BINGHAMTON
Mar. 2	W	5-3	BRIDGEPORT
Mar. 3	W (OT)	3-2	ALBANY
Mar. 7	L	4-2	at Norfolk
Mar. 9	W (SO)	3-2	at Bridgeport
Mar. 10	L	5-1	at Syracuse
Mar. 11	W	4-1	at Rochester
Mar. 13	W	4-3	SYRACUSE
Mar. 14	L	5-2	ROCHESTER
Mar. 18	W	4-3	at Albany
Mar. 21	W	4-0	PHILADELPHIA
Mar. 23	W (OT)	2-1	NORFOLK
Mar. 24	L	4-3	HARTFORD
Mar. 25	W	4-2	at Philadelphia
Mar. 28	W	8-1	BINGHAMTON
Mar. 30	L	3-0	HERSHEY
Apr. 1	W	3-2	at Hershey
Apr. 4	W	3-1	at Norfolk
Apr. 6	W (SO)	4-3	at Norfolk
Apr. 7	W	3-2	PHILADELPHIA
Apr. 8	L	3-1	at Hershey
Apr. 11	W	6-0	BRIDGEPORT
Apr. 13	L	6-1	HERSHEY
Apr. 15	L	4-1	SYRACUSE

\* = Game played at Nassau Coliseum, N.Y.

# 2007-08

47-26-3-4, 101 PTS 1<sup>ST</sup> East Division

## PLAYER STATISTICS

PLAYER	GP	G	A	PTS	+/-	PIM
Tim Brent	74	18	43	61	+11	79
Kurtis McLean	76	22	32	54	+14	58
Nathan Smith	68	22	28	50	-6	61
David Gove	36	15	7	22	+14	10
(TOTALS)	81	23	22	45	+15	41
Chris Minard	56	25	17	42	+10	33
Ryan Stone	65	11	28	39	+2	129
Alex Goligoski	70	10	28	38	+15	53
Connor James	64	9	28	37	+8	30
Jonathan Filewich	71	10	21	31	-6	44
Mark Ardelan	60	7	20	27	-2	33
Tim Wallace	74	12	14	26	+11	82
Jeff Taffe	27	11	10	21	-1	22
Ben Lovejoy	72	2	18	20	+16	63
Jean-Michel Daoust	37	5	13	18	+5	4
(TOTALS)	38	5	13	18	+5	4
Deryk Engelland	80	2	15	17	+10	141
Alain Nasreddine	67	6	10	16	E	61
Ryan Lannon	75	3	10	13	+8	29
Tyler Kennedy	10	5	4	9	-4	12
Ned Havern	33	3	6	9	-4	12
Paul Bissonnette	46	3	5	8	+5	145
Kris Letang	10	1	6	7	E	4
Jon D'Aversa	27	4	2	6	+3	6
Dennis Bonvie	50	2	4	6	+1	203
Joe Jensen	27	2	2	4	-7	23
Nick Johnson	4	0	1	1	+1	0
Dave Brown (G)	19	0	1	1	--	0
Kyle Rank	25	0	1	1	-5	2
Chris Blight	1	0	0	0	+1	0
Aaron Boogaard	2	0	0	0	E	5
Karl Goehring (G)	2	0	0	0	--	2
Ty Conklin (G)	18	0	0	0	--	2
John Curry (G)	40	0	0	0	--	17
bench	--	--	--	--	--	22
<b>TOTALS</b>		<b>210</b>	<b>374</b>	<b>584</b>	<b>+100</b>	<b>1387</b>

## GOALIE STATISTICS

PLAYER	GP	Min.	W-L-OTL	GAA	SV%	SO
Ty Conklin	18	1058	11-7-0	2.21	.919	2
John Curry	40	2343	24-9-6	2.23	.915	3
David Brown	19	1050	9-7-1	2.34	.913	0
Marc-André Fleury	5	297	3-2-0	1.42	.950	0
Karl Goehring	2	85	0-1-0	2.11	.909	0
<b>TOTALS</b>				<b>2.20</b>	<b>.918</b>	<b>5</b>

## GAMES AND RESULTS

DATE	RESULT	SCORE	OPPONENT
Oct. 3	W	5-4	HERSHEY
Oct. 6	W	3-2	SYRACUSE
Oct. 7	L	4-1	at Philadelphia
Oct. 13	L	3-2	PHILADELPHIA
Oct. 14	L	5-2	at Philadelphia
Oct. 20	W	6-1	at Bridgeport
Oct. 26	L	1-0	ALBANY
Oct. 27	L	4-2	BINGHAMTON
Nov. 2	W (SO)	3-2	TORONTO
Nov. 3	W (SO)	2-1	NORFOLK
Nov. 9	W	3-0	at Binghamton
Nov. 10	L	4-2	at Springfield
Nov. 14	W	4-1	at Philadelphia
Nov. 17	L	4-0	at Albany
Nov. 18	L	3-0	BINGHAMTON
Nov. 21	W	6-0	WORCESTER
Nov. 23	L	3-1	BINGHAMTON
Nov. 24	W (OT)	4-3	at Binghamton
Nov. 25	L	3-2	at Hershey
Nov. 28	W	3-2	at Hamilton
Nov. 30	W	4-2	at Syracuse
Dec. 1	W (SO)	2-1	at Hershey
Dec. 7	L	5-2	HERSHEY
Dec. 8	L	5-3	at Norfolk
Dec. 14	SOL	2-1	at Worcester
Dec. 15	W	8-1	at Albany
Dec. 16	W	3-2	at Philadelphia
Dec. 21	W	2-1	MANCHESTER
Dec. 22	W	4-3	ALBANY
Dec. 26	W	4-0	SYRACUSE
Dec. 27	W	3-1	at Syracuse
Dec. 29	W	5-2	BINGHAMTON
Dec. 31	W	6-3	NORFOLK
Jan. 2	W	6-3	SYRACUSE
Jan. 4	L	4-1	at Toronto
Jan. 9	W	3-1	LAKE ERIE
Jan. 11	W	3-1	HERSHEY
Jan. 12	SOL	2-1	PHILADELPHIA
Jan. 18	W	3-1	at Norfolk
Jan. 19	L	4-0	at Norfolk
Jan. 20	L	3-1	at Hershey
Jan. 23	W	3-2	at Lowell
Jan. 25	L	2-1	at Portland
Jan. 26	W	3-2	at Manchester
Feb. 1	W	5-3	BRIDGEPORT
Feb. 2	L	4-3	NORFOLK
Feb. 6	SOL	3-2	at Norfolk
Feb. 8	W	3-0	PORTLAND
Feb. 9	L	5-3	HERSHEY
Feb. 13	W	3-1	at Norfolk
Feb. 15	L	1-0	PHILADELPHIA
Feb. 16	L	4-0	at Bridgeport
Feb. 18	W	3-2	at Binghamton
Feb. 20	W (OT)	3-2	HERSHEY
Feb. 23	L	1-0	at Syracuse
Feb. 24	L	3-2	at Hershey
Feb. 27	W (SO)	2-1	SYRACUSE
Feb. 29	L	3-2	BRIDGEPORT
Mar. 1	L	3-1	PHILADELPHIA
Mar. 2	W	4-2	at Binghamton
Mar. 4	W	3-2	at Philadelphia
Mar. 7	W	6-3	at Lake Erie
Mar. 8	W (SO)	2-1	at Syracuse
Mar. 12	W	5-3	NORFOLK
Mar. 14	W	4-1	at Bridgeport
Mar. 15	W	2-0	at Albany
Mar. 16	W (SO)	2-1	at Providence
Mar. 19	W	3-1	LOWELL
Mar. 21	L	3-0	ALBANY
Mar. 22	W	3-2	PROVIDENCE
Mar. 26	L	3-2	BRIDGEPORT
Mar. 28	W (SO)	5-4	HAMILTON
Mar. 29	W	4-2	at Bridgeport
Apr. 2	SOL	4-3	ALBANY
Apr. 4	W	6-1	SPRINGFIELD
Apr. 5	OTL	2-1	PHILADELPHIA
Apr. 6	W (OT)	4-3	at Hershey
Apr. 9	OTL	4-3	BRIDGEPORT
Apr. 11	W	4-3	at Albany
Apr. 12	OTL	3-2	NORFOLK

# 2008-09

49-25-3-3, 104 PTS 3<sup>RD</sup> East Division

## PLAYER STATISTICS

PLAYER	GP	G	A	PTS	+/-	PIM
Janne Pesonen	70	32	50	82	+13	33
Jeff Taffe	74	25	50	75	+14	65
Mark Letestu	73	24	37	61	+12	6
Chris Minard	54	34	23	57	+6	38
Connor James	76	19	30	49	+13	24
Luca Caputi	66	18	27	45	E	45
Dustin Jeffrey	63	11	26	37	+7	31
Nick Johnson	56	14	17	31	+14	30
Ben Lovejoy	76	7	24	31	+42	84
Jean-Michel Daoust	58	10	18	28	+10	24
Ryan Stone	38	9	19	28	+2	53
(TOTALS)	77	17	39	56	+3	117
Jon D'Aversa	68	1	22	23	+2	36
Andy Woznieski	18	2	2	4	-1	26
(TOTALS)	74	3	18	21	-9	82
Tim Wallace	58	11	8	19	+7	51
Bill Thomas	39	8	10	18	+1	24
Alex Goligoski	26	2	16	18	-1	16
Danny Richmond	55	3	14	17	-5	108
(TOTALS)	73	4	19	22	+3	129
Paul Bissonnette	57	9	7	16	+4	176
Deryk Engelland	80	3	11	14	-1	143
Tommy Goebel	25	4	8	12	+11	12
Jean-Philippe Cote	50	2	10	12	+16	74
Adam Henrich	37	3	8	11	-7	34
Joey Mormina	70	2	9	11	+37	71
Miroslav Šatan	10	3	6	9	+1	4
T.J. Kemp	22	1	8	9	+5	22
(TOTALS)	67	2	25	27	+16	30
Reid Cashman	18	2	4	6	+1	12
Joe Vitale	5	2	2	4	+3	2
Jonathan Filewich	19	2	2	4	E	6
(TOTALS)	68	7	12	19	-12	18
Dave Gove	20	3	0	3	+3	8
Aaron Boogaard	41	2	1	3	-1	112
Ryan Whitney	1	0	1	1	-1	2
Lane Caffaro	4	0	1	1	E	6
Jordan Morrison	7	0	1	1	E	8
John Curry (G)	50	0	1	1	--	4
Bryan Ewing	3	0	0	0	+1	4
David Brown (G)	4	0	0	0	--	2
Adam Berkhoel (G)	28	0	0	0	--	2
bench	--	--	--	--	--	9
<b>TOTALS</b>		<b>268</b>	<b>473</b>	<b>741</b>	<b>208</b>	<b>1407</b>

## GOALIE STATISTICS

PLAYER	GP	Min.	W-L-OTL	GAA	SV%	SO
John Curry	50	2996	33-13-3	2.38	.916	4
Adam Berkhoel	28	1635	15-10-3	2.53	.910	4
David Brown	4	198	1-2-0	3.94	.841	0
<b>TOTALS</b>				<b>2.95</b>	<b>.889</b>	<b>8</b>

## GAMES AND RESULTS

DATE	RESULT	SCORE	OPPONENT
Oct. 8	L	8-4	HERSHEY
Oct. 11	W	4-3	PHILADELPHIA
Oct. 17	SOL	4-3	BRIDGEPORT
Oct. 19	W	5-4	at Hershey
Oct. 22	W	5-0	at Lowell
Oct. 24	L	3-2	at Manchester
Oct. 25	L	5-4	at Portland
Oct. 31	W	3-1	at San Antonio
Nov. 2	W	4-3	at Houston
Nov. 5	L	3-2	at Bridgeport
Nov. 7	W	4-0	LOWELL
Nov. 8	W	4-3	HERSHEY
Nov. 14	L	4-2	at Binghamton
Nov. 15	W	3-0	BINGHAMTON
Nov. 16	L	4-3	SYRACUSE
Nov. 19	W	3-0	SYRACUSE
Nov. 21	W(SO)	3-2	at Grand Rapids
Nov. 22	L	3-2	at Toronto
Nov. 23	L	4-2	at Lake Erie
Nov. 26	L	5-1	PHILADELPHIA
Nov. 28	W	4-3	at Norfolk
Nov. 29	OTL	4-3	at Norfolk
Dec. 3	W	4-1	at Worcester
Dec. 6	W	7-3	ALBANY
Dec. 7	L	4-1	PHILADELPHIA
Dec. 10	W	7-3	at Norfolk
Dec. 12	W	4-3	at Norfolk
Dec. 13	W	5-1	PORTLAND
Dec. 14	L	2-1	at Philadelohia
Dec. 20	W	4-3	ALBANY
Dec. 26	W	4-0	at Philadelohia
Dec. 27	W	5-4	BRIDGEPORT
Dec. 28	W	6-3	BINGHAMTON
Dec. 30	W	6-4	PHILADELPHIA
Jan. 2	L	3-2	at Albanv
Jan. 3	W(SO)	3-2	HOUSTON
Jan. 7	L	2-1	SYRACUSE
Jan. 9	W	4-2	at Binghamton
Jan. 10	SOL	4-3	SYRACUSE
Jan. 11	W	6-2	HERSHEY
Jan. 16	L	6-4	at Binghamton
Jan. 17	L	5-3	at Albanv
Jan. 18	W	3-0	at Breddeenort
Jan. 21	W	4-1	MANCHESTER
Jan. 23	W(SO)	4-3	at Hershey
Jan. 24	L	4-1	at Hartford
Jan. 30	W(SO)	4-3	HERSHEY
Jan. 31	W	4-1	at Svracuse
Feb. 3	W	4-1	at Philadelohia
Feb. 6	W(OT)	4-3	SAN ANTONIO
Feb. 8	W	5-0	NORFOLK
Feb. 11	W	3-1	LAKE ERIE
Feb. 14	W	3-2	HAMILTON
Feb. 15	W	5-2	WORCESTER
Feb. 20	W	3-1	at Svracuse
Feb. 21	L	4-1	at Hamilton
Feb. 25	L	5-1	HARTFORD
Feb. 27	W	4-3	ALBANY
Feb. 28	L	3-2	at Bridgeport
Mar. 1	OTL	3-2	BRIDGEPORT
Mar. 4	W	3-1	BINGHAMTON
Mar. 6	L	4-2	at Svracuse
Mar. 7	L	2-1	BINGHAMTON
Mar. 8	W	4-1	NORFOLK
Mar. 11	W	8-5	at Philadelohia
Mar. 13	W	4-1	at Albanv
Mar. 14	L	3-2	at Hershey
Mar. 16	W	7-2	at Albanv
Mar. 18	W(SO)	3-2	PHILADELPHIA
Mar. 20	L	2-1	at Philadelohia
Mar. 21	L	2-1	at Norfolk
Mar. 25	W	5-3	GRAND RAPIDS
Mar. 28	W	5-2	TORONTO
Mar. 29	W	1-0	at Hershey
Apr. 1	W(SO)	3-2	at Binghamton
Apr. 4	SOL	3-2	HERSHEY
Apr. 8	OTL	4-3	NORFOLK
Apr. 10	W	4-2	ALBANY
Apr. 11	L	4-3	NORFOLK
Apr. 12	W	5-4	at Hershey

# 2009-10

41-34-2-3, 87 PTS 3<sup>RD</sup> East Division

## PLAYER STATISTICS

PLAYER	GP	G	A	PTS	+/-	PIM
Dustin Jeffrey	77	24	47	71	+16	16
Chris Conner	59	19	37	56	-9	21
Mark Letestu	63	21	34	55	+21	21
Wyatt Smith	76	13	35	48	-7	70
Luca Caputi	54	23	24	47	-2	61
Nick Johnson	61	16	27	43	+19	50
Tim Wallace	78	27	14	41	+9	61
Eric Tangradi	65	17	22	39	-1	31
Chris Lee	79	9	30	39	+4	30
Joe Vitale	74	6	26	32	+3	70
Ben Lovejoy	65	9	20	29	-1	92
Steve Wagner	20	1	6	7	E	10
(TOTALS)	66	4	18	22	-9	30
Konstantin Pushkarev	58	9	10	19	+6	47
Brian Strait	78	2	12	14	+22	73
Robert Bortuzzo	75	2	10	12	+13	109
Ryan Bayda	21	8	3	11	-2	14
Zach Sill	54	5	6	11	+3	48
Deryk Engelland	71	5	6	11	+10	121
Jesse Boulerice	54	4	3	7	+4	124
Wade Brookbank	68	3	4	7	-3	168
Joey Haddad	29	1	5	6	-3	24
Alex Grant	14	3	2	5	+8	28
Nate Guenin	41	3	2	5	-3	63
(TOTALS)	68	5	13	18	+11	98
Lane Caffaro	21	1	4	5	+1	38
Keven Veilleux	9	2	1	3	-1	12
Tyler Spurgeon	20	1	2	3	-5	9
(TOTALS)	28	2	6	8	-3	9
Aaron Boogaard	21	1	0	1	-6	65
Casey Pierro-Zabotel	9	0	1	1	+2	0
Jon D'Aversa	21	0	1	1	-1	23
John Curry (G)	46	0	1	1	--	4
Mitch Ganzak	1	0	0	0	+1	0
T.J. Fox	4	0	0	0	-2	0
Brad Thiessen (G)	30	0	0	0	--	2
bench	--	--	--	--	--	5
<b>TOTALS</b>		<b>235</b>	<b>395</b>	<b>630</b>	<b>96</b>	<b>1510</b>

## GOALIE STATISTICS

PLAYER	GP	Min.	W-L-OTL	GAA	SV%	SO
Brad Thiessen	30	1763	14-12-3	2.45	.914	4
John Curry	46	2656	23-19-2	2.87	.891	1
Adam Berkhoel	7	403	4-3-0	2.98	.892	1
<b>TOTALS</b>				<b>2.72</b>	<b>.900</b>	<b>6</b>

## GAMES AND RESULTS

DATE	RESULT	SCORE	OPPONENT
Oct. 3	W	4-2	SYRACUSE
Oct. 9	L	3-0	HERSHEY
Oct. 10	L	2-1	BRIDGEPORT
Oct. 16	W	6-3	at Binghamton
Oct. 17	W (SO)	4-3	SYRACUSE
Oct. 23	W	6-4	HERSHEY
Oct. 24	OTL	2-1	at Bridgeport
Oct. 29	W (OT)	1-0	at Manitoba
Oct. 30	SOL	2-1	at Manitoba
Nov. 1	L	4-2	at Toronto
Nov. 6	L	2-1	NORFOLK
Nov. 7	W	2-1	at Worcester
Nov. 11	W	6-1	PORTLAND
Nov. 13	W	3-1	at Albanv
Nov. 14	L	3-1	at Hershev
Nov. 19	L	5-3	at Hartford
Nov. 21	W	3-1	ADIRONDACK
Nov. 25	W	3-1	NORFOLK
Nov. 27	L	4-2	at Rochester
Nov. 28	L	4-3	SYRACUSE
Nov. 29	L	5-0	at Hershev
Dec. 5	W	4-1	HARTFORD
Dec. 6	L	4-1	at Albanv
Dec. 9	W	6-0	at Svracuse
Dec. 11	W (OT)	3-2	BINGHAMTON
Dec. 12	L	7-4	at Adirondack
Dec. 13	L	3-2	at Adirondack
Dec. 16	L	2-0	at Norfolk
Dec. 18	W	5-2	at Svracuse
Dec. 19	L	4-3	TORONTO
Dec. 26	W	2-1	ALBANY
Dec. 27	W	3-2	at Albanv
Dec. 28	W	4-3	ADIRONDACK
Dec. 30	W	6-3	BINGHAMTON
Jan. 1	L	3-2	HERSHEY
Jan. 2	W	5-3	ROCHESTER
Jan. 6	L	5-4	NORFOLK
Jan. 8	W	3-2	LOWELL
Jan. 9	L	3-1	MANCHESTER
Jan. 15	L	3-0	at Binghamton
Jan. 16	L	7-2	at Hershev
Jan. 17	L	6-3	at Springfield
Jan. 22	W	6-3	at Svracuse
Jan. 23	L	5-3	at Rochester
Jan. 29	L	8-6	HERSHEY
Jan. 30	L	6-4	MANITOBA
Jan. 31	W	3-1	MANITOBA
Feb. 3	W (SO)	5-4	ADIRONDACK
Feb. 5	L	4-1	SYRACUSE
Feb. 7	L	5-4	at Hershev
Feb. 10	L	5-3	at Norfolk
Feb. 12	W (SO)	3-2	BINGHAMTON
Feb. 13	W	5-0	HERSHEY
Feb. 14	W	4-3	at Adirondack
Feb. 17	W	9-2	ALBANY
Feb. 20	W	1-0	at Lowell
Feb. 21	W	4-2	at Manchester
Feb. 23	L	2-1	at Portland
Feb. 27	W	5-1	PROVIDENCE
Feb. 28	SOL	2-1	HERSHEY
Mar. 3	W	4-2	NORFOLK
Mar. 5	L	5-2	at Svracuse
Mar. 6	L	4-0	at Hershev
Mar. 10	W (SO)	4-3	ALBANY
Mar. 12	W	5-3	at Providence
Mar. 13	SOL	5-4	at Albanv
Mar. 14	OTL	2-1	at Adirondack
Mar. 17	W	2-1	NORFOLK
Mar. 19	W (OT)	5-4	SPRINGFIELD
Mar. 20	W	5-4	ROCHESTER
Mar. 24	W	3-0	at Norfolk
Mar. 26	W	3-1	at Norfolk
Mar. 27	L	4-2	at Hershev
Mar. 28	L	2-1	WORCESTER
Mar. 31	W	3-2	ADIRONDACK
Apr. 2	L	6-2	at Binghamton
Apr. 7	L	1-0	at Norfolk
Apr. 9	W	4-3	ALBANY
Apr. 10	L	3-1	at Binghamton
Apr. 11	W	3-0	BINGHAMTON

# 2010-11

58-21-0-1, 117 PTS 1<sup>ST</sup> East Division

## PLAYER STATISTICS

PLAYER	GP	G	A	PTS	+/-	PIM
Brett Sterling	65	27	26	53	+13	88
Ryan Craig	71	19	29	48	+6	84
Dustin Jeffrey	40	17	28	45	+13	8
Nick Johnson	48	20	19	39	+12	49
Tim Wallace	62	20	17	37	+8	61
Corey Potter	75	7	30	37	+25	52
Keven Veilleux	66	12	24	36	+17	122
Andrew Hutchinson	54	7	29	36	E	29
Chris Collins	77	13	21	34	+17	47
Eric Tangradi	42	18	15	33	+9	86
Bryan Lerg	65	15	17	32	+16	21
Geoff Walker	70	11	19	30	+15	102
Zach Sill	80	11	19	30	+16	85
Joe Vitale	60	9	21	30	+13	64
Steve Wagner	69	5	23	28	+16	43
Robert Bortuzzo	79	4	22	26	+28	111
Ben Street	36	12	11	23	+9	8
Carl Sneep	61	4	13	17	+17	39
Nick Petersen	23	5	9	14	+7	4
Jesse Boulerice	67	4	7	11	-13	147
Joey Mormina	50	2	9	11	+17	44
Brian Strait	75	2	8	10	+22	49
David Marshall	22	2	3	5	-1	6
(TOTALS)	43	5	4	9	-3	27
Chris Conner	11	3	6	9	+1	2
Jason DeSantis	19	1	4	5	+5	8
Tyler Murovich	2	0	0	0	E	0
(TOTALS)	27	2	2	4	-9	19
Joey Haddad	16	1	3	4	-1	15
Paul Thompson	6	1	2	3	+4	2
Ryan Schnell	11	2	0	2	+3	37
Andrew Orpik	4	0	2	2	+3	0
John Curry (G)	41	0	1	1	--	4
Drew Fata	1	0	0	0	E	2
Andy Bathgate	2	0	0	0	-2	0
Brandon DeFazio	2	0	0	0	E	0
Viktor Ekblom	3	0	0	0	E	0
Alex Grant	4	0	0	0	E	0
Brad Thiessen (G)	46	0	0	0	--	2
bench	--	--	--	--	--	5
<b>TOTALS</b>		<b>254</b>	<b>437</b>	<b>691</b>	<b>297</b>	<b>1426</b>

## GOALIE STATISTICS

PLAYER	GP	Min.	W-L-OTL	GAA	SV%	SO
Brad Thiessen	46	2567	35-8-1	1.94	.922	7
John Curry	41	2238	23-13-0	2.44	.905	2
Patrick Killeen	2	18	0-0-0	6.38	.750	0
<b>TOTALS</b>				<b>3.59</b>	<b>.859</b>	<b>9</b>

## GAMES AND RESULTS

DATE	RESULT	SCORE	OPPONENT
Oct. 9	W (SO)	4-3	HERSHEY
Oct. 12	W	2-1	ADIRONDACK
Oct. 15	W	4-2	at Charlotte
Oct. 17	W	4-3	at Charlotte
Oct. 22	W	3-2	HERSHEY
Oct. 23	W (SO)	2-1	BINGHAMTON
Oct. 29	W	4-1	at Adirondack
Oct. 30	W	6-2	at Hershey
Nov. 5	W	5-4	at Rochester
Nov. 6	L	4-3	SYRACUSE
Nov. 7	W	2-1	at Rochester
Nov. 12	L	5-1	BINGHAMTON
Nov. 13	W	2-0	at Worcester
Nov. 16	W	4-1	at Albanv
Nov. 19	L	4-1	NORFOLK
Nov. 20	W	4-3	at Hershey
Nov. 21	W	2-1	BINGHAMTON
Nov. 24	W	3-0	ALBANY
Nov. 25	L	5-2	at Binghamton
Nov. 27	W	4-3	ROCHESTER
Nov. 28	W	4-2	at Springfield
Dec. 1	W	5-1	at Albanv
Dec. 3	W	4-2	BINGHAMTON
Dec. 4	W	3-2	ADIRONDACK
Dec. 8	W	5-1	TORONTO
Dec. 10	L	4-2	at Norfolk
Dec. 11	L	7-4	NORFOLK
Dec. 15	W (OT)	2-1	ABBOTSFORD
Dec. 17	W	5-2	ABBOTSFORD
Dec. 18	L	3-1	at Svracuse
Dec. 26	W (SO)	5-4	ALBANY
Dec. 29	W	5-0	SYRACUSE
Dec. 30	L	1-0	HERSHEY
Jan. 1	W	4-3	NORFOLK
Jan. 4	W	5-2	at Charlotte
Jan. 5	W (SO)	3-2	at Charlotte
Jan. 7	W	5-2	BRIDGEPORT
Jan. 8	W (OT)	2-1	PROVIDENCE
Jan. 14	W	2-0	at Providence
Jan. 15	W	4-2	at Adirondack
Jan. 16	L	6-3	at Connecticut
Jan. 19	W	4-1	SYRACUSE
Jan. 21	L	4-2	at Adirondack
Jan. 22	W	6-2	ALBANY
Jan. 23	L	9-5	CHARLOTTE
Jan. 26	W	6-4	CHARLOTTE
Jan. 28	W	4-1	at Albanv
Jan. 29	L	2-1	at Binghamton
Feb. 4	L	3-2	MANITOBA
Feb. 5	L	4-2	at Svracuse
Feb. 7	W	4-0	at Albanv
Feb. 8	W	4-1	MANITOBA
Feb. 11	W	2-0	at Bridgeport
Feb. 12	L	1-0	ADIRONDACK
Feb. 13	W	7-1	HERSHEY
Feb. 18	W	3-0	at Norfolk
Feb. 19	W (SO)	2-1	at Norfolk
Feb. 23	L	4-1	at Binghamton
Feb. 26	W (SO)	3-2	NORFOLK
Feb. 27	W	5-4	SPRINGFIELD
Mar. 4	L	2-1	at Toronto
Mar. 6	W	4-1	at Hershey
Mar. 8	L	5-2	CONNECTICUT
Mar. 11	W	4-0	at Abbotsford
Mar. 12	SOL	5-4	at Abbotsford
Mar. 15	W	2-0	at Manitoba
Mar. 16	W	4-1	at Manitoba
Mar. 19	W	5-3	WORCESTER
Mar. 20	W	2-1	CHARLOTTE
Mar. 23	W (SO)	2-1	ALBANY
Mar. 25	L	3-0	at Binghamton
Mar. 26	L	3-2	at Adirondack
Mar. 27	W (OT)	3-2	at Hershey
Mar. 30	W	4-3	at Norfolk
Apr. 1	W	6-3	CHARLOTTE
Apr. 2	W (OT)	4-3	ROCHESTER
Apr. 3	W	5-3	at Svracuse
Apr. 8	L	2-1	HERSHEY
Apr. 9	W	4-2	at Hershey
Apr. 10	W	4-2	ADIRONDACK

# 2011-12

44-25-2-5, 95 PTS 2<sup>ND</sup> East Division

## PLAYER STATISTICS

PLAYER	GP	G	A	PTS	+/-	PIM
Ben Street	71	27	30	57	+14	24
Bryan Lerg	70	27	26	53	+6	32
Colin McDonald	68	14	35	49	+12	41
Geoff Walker	68	18	26	44	+6	114
Jason Williams	59	13	29	42	+2	32
Alex Grant	61	10	27	37	+5	73
Eric Tangradi	37	15	16	31	+1	40
Ryan Craig	68	11	19	30	-8	70
Brian Gibbons	70	11	19	30	+4	26
Nick Petersen	52	11	16	27	+15	25
Paul Thompson	67	10	15	25	-1	37
Alexandre Picard	43	8	13	21	+10	20
Joey Morina	59	6	15	21	-11	70
Zach Sill	68	10	7	17	-1	40
Brandon DeFazio	66	11	5	16	+2	104
Brian Strait	41	4	12	16	+7	26
Simon Després	44	5	10	15	-5	45
Robert Bortuzzo	51	3	9	12	+9	61
Cal O'Reilly	21	0	10	10	-2	8
(TOTALS)	26	1	11	12	+3	8
Matt Rust	43	4	7	11	+1	14
Niko Dimitrakos	21	6	4	10	+3	20
Carl Sneep	40	0	10	10	+5	26
Philip Samuelsson	46	1	8	9	+4	26
Cody Wild	51	1	5	6	+8	34
Cody Chupp	15	1	4	5	+4	14
Peter Merth	11	0	2	2	+3	22
Steve MacIntyre	24	1	0	1	-3	59
Dustin Jeffrey	2	0	1	1	E	0
Adam Payerl	2	0	1	1	E	2
Dan Henningson	5	0	1	1	+2	2
Ryan Schnell	12	0	1	1	-3	46
Brad Thiessen (G)	41	0	1	1	--	0
Devin DiDionete	2	0	0	0	+1	2
Andrew Hotham	2	0	0	0	+1	0
Boris Valábik	3	0	0	0	-4	7
Chris Barton	5	0	0	0	-5	0
Scott Munroe (G)	38	0	0	0	--	2
bench	--	--	--	--	--	34
<b>TOTALS</b>		<b>228</b>	<b>384</b>	<b>612</b>	<b>82</b>	<b>1198</b>

## GOALIE STATISTICS

PLAYER	GP	Min.	W-L-OTL	GAA	SV%	SO
Scott Munroe	38	2023	19-10-3	2.52	.907	5
Brad Thiessen	41	2320	23-13-4	2.82	.887	2
Patrick Killeen	5	266	2-2-0	2.93	.871	0
<b>TOTALS</b>				<b>2.76</b>	<b>.888</b>	<b>7</b>

## GAMES AND RESULTS

DATE	RESULT	SCORE	OPPONENT
Oct. 8	L	3-2	HERSHEY
Oct. 9	SOL	1-0	CONNECTICUT
Oct. 13	W	5-1	at Rochester
Oct. 14	L	7-4	SPRINGFIELD
Oct. 15	OTL	5-4	BINGHAMTON
Oct. 21	W	3-0	at Springfield
Oct. 22	W	3-1	at Hershey
Oct. 28	W	5-3	at Syracuse
Oct. 29	W	4-1	at Manchester
Nov. 4	W	4-0	HERSHEY
Nov. 5	W(SO)	2-1	at Binghamton
Nov. 9	W	4-2	at Norfolk
Nov. 11	W(OT)	5-4	at Hershey
Nov. 12	L	5-3	NORFOLK
Nov. 15	W	3-0	BINGHAMTON
Nov. 18	SOL	3-2	at Portland
Nov. 19	SOL	4-3	at Manchester
Nov. 20	L	3-1	at Worcester
Nov. 23	L	7-5	SYRACUSE
Nov. 25	SOL	3-2	HERSHEY
Nov. 26	W	3-2	at Binghamton
Nov. 29	L	5-2	at Norfolk
Dec. 2	W	4-1	PORTLAND
Dec. 3	L	5-2	at Syracuse
Dec. 7	W	1-0	at Binghamton
Dec. 10	W	4-2	at Hershey
Dec. 13	W	4-2	BINGHAMTON
Dec. 16	W	3-2	at Syracuse
Dec. 17	L	5-2	NORFOLK
Dec. 19	L	2-1	ALBANY
Dec. 27	L	6-0	HERSHEY
Dec. 28	W(SO)	6-5	at Hershey
Dec. 31	W	4-2	BRIDGEPORT
Jan. 4	L	5-1	NORFOLK
Jan. 6	W(SO)	4-3	ROCHESTER
Jan. 7	L	4-3	SYRACUSE
Jan. 10	W	3-2	at Norfolk
Jan. 14	W	6-4	at St. John's
Jan. 15	W(OT)	4-3	at St. John's
Jan. 20	W	4-1	MANCHESTER
Jan. 21	W	6-2	SYRACUSE
Jan. 22	W	4-3	at Syracuse
Jan. 25	OTL	4-3	PROVIDENCE
Jan. 27	W(OT)	3-2	at Connecticut
Jan. 28	L	7-4	at Binghamton
Feb. 3	W	4-3	HERSHEY
Feb. 4	W	5-2	ALBANY
Feb. 5	SOL	4-3	at Hershey
Feb. 11	W(OT)	4-3	PORTLAND
Feb. 12	L	5-1	at Hershey
Feb. 15	L	4-0	NORFOLK
Feb. 17	W	6-1	at Binghamton
Feb. 18	L	3-0	at Albany
Feb. 20	W	5-3	at Portland
Feb. 23	W(SO)	7-6	MANCHESTER
Feb. 25	L	2-1	SYRACUSE
Feb. 26	L	3-2	NORFOLK
Mar. 4	W	3-2	at Adirondack
Mar. 6	L	5-2	ST. JOHN'S
Mar. 9	W(SO)	3-2	at Providence
Mar. 10	W(SO)	5-4	at Bridgeport
Mar. 11	W(SO)	4-3	at Springfield
Mar. 14	L	4-1	at Norfolk
Mar. 17	W	4-1	WORCESTER
Mar. 18	W	3-2	BINGHAMTON
Mar. 23	L	1-0	ADIRONDACK
Mar. 24	L	2-0	ST. JOHN'S
Mar. 25	W	5-3	SPRINGFIELD
Mar. 30	W	3-0	at Connecticut
Mar. 31	W	5-2	at Albany
Apr. 3	L	2-1	at Norfolk
Apr. 6	W	4-2	HERSHEY
Apr. 7	W	3-0	CONNECTICUT
Apr. 13	L	3-1	BINGHAMTON
Apr. 14	W	3-2	BRIDGEPORT
Apr. 15	L	3-2	at Bridgeport

# 2012-13

42-30-2-2, 88 PTS 3<sup>RD</sup> East Division

## PLAYER STATISTICS

PLAYER	GP	G	A	PTS	+/-	PIM
Chad Kolarik	35	15	18	33	-6	17
(TOTALS)	76	31	37	68	-4	55
Trevor Smith	75	23	31	54	+5	64
Riley Holzapfel	76	21	30	51	-1	93
Derek Nesbitt	1	0	0	0	-1	0
(TOTALS)	67	26	21	47	-4	18
Brian Gibbons	70	8	22	30	-11	34
Paul Thompson	58	20	9	29	+1	84
Beau Bennett	39	7	21	28	-6	18
Dylan Reese	66	8	17	25	+3	34
Brian Dumoulin	73	6	18	24	-11	18
Alex Grant	46	4	16	20	-7	73
Warren Peters	7	11	8	19	+4	76
Eric Tangradi	34	10	8	18	-8	57
Benn Ferriero	34	4	14	18	-1	14
Joe Morrow	57	4	11	15	-7	35
Jayson Megna	56	5	7	12	-12	28
Bobby Farnham	65	3	8	11	+1	274
Philippe Dupuis	34	2	9	11	-7	14
Adam Payerl	44	3	7	10	E	53
Joey Mormina	54	3	7	10	+3	60
Philip Samuelsson	65	2	8	10	+10	70
Zach Sill	57	4	5	9	+1	108
Simon Després	27	4	3	7	-5	28
Dominik Uher	53	4	3	7	-3	61
Tom Kostopoulos	17	3	4	7	E	43
Tom Kühnhackl	11	2	2	4	+3	6
Chris Collins	20	1	3	4	-4	8
(TOTALS)	24	1	3	4	-7	8
Robert Bortuzzo	31	1	3	4	+4	34
Jeff Zatkoff (G)	49	0	3	3	-	2
Cody Wild	14	0	2	2	+4	10
(TOTALS)	16	0	2	2	+2	10
Mark Eaton	6	0	1	1	-5	4
Peter Merth	0	0	0	0	E	0
(TOTALS)	7	0	1	1	-5	8
Carl Snee	1	0	0	0	E	0
Paul Crowder	2	0	0	0	-1	0
Reid McNeill	3	0	0	0	+2	0
Chris Barton	4	0	0	0	-1	6
Keven Veilleux	4	0	0	0	-1	7
Christiaan Minella	8	0	0	0	-1	19
Brian Strait	26	0	0	0	-6	34
Steve MacIntyre	29	0	0	0	-1	70
bench	--	--	--	--	--	34
<b>TOTALS</b>		<b>178</b>	<b>298</b>	<b>476</b>	<b>-65</b>	<b>1590</b>

## GOALIE STATISTICS

PLAYER	GP	Min.	W-L-OTL	GAA	SV%	SO
Jeff Zatkoff	49	2799	26-18-2	1.93	.920	5
Brad Thiessen	32	1792	16-12-2	2.68	.902	4
<b>TOTALS</b>				<b>2.31</b>	<b>.911</b>	<b>9</b>

## GAMES AND RESULTS

DATE	RESULT	SCORE	OPPONENT
Oct. 13	L	2-1	at Binghamton
Oct. 19	L	4-2	at Springfield
Oct. 20	L	3-2	BRIDGEPORT
Oct. 21	L	3-1	SYRACUSE
Oct. 26	W (OT)	5-4	ROCHESTER
Oct. 27	W	4-1	at Syracuse
Oct. 28	L	3-2	at Hershey
Nov. 2	W	3-0	at Manchester
Nov. 4	W	5-3	at Bridgeport
Nov. 7	W (SO)	1-0	BINGHAMTON
Nov. 9	W	3-1	HERSHEY
Nov. 10	W (SO)	4-3	PORTLAND
Nov. 14	W	2-1	SPRINGFIELD
Nov. 16	W	3-1	BRIDGEPORT
Nov. 17	L	4-1	at Hershey
Nov. 21	W	4-0	at Hershey
Nov. 24	W	2-1	TORONTO
Nov. 25	W (SO)	5-4	at Albany
Nov. 30	W	5-3	SYRACUSE
Dec. 1	W	5-3	ST. JOHN'S
Dec. 7	OTL	5-4	HERSHEY
Dec. 8	SOL	4-3	PORTLAND
Dec. 12	L	6-3	at Albany
Dec. 14	L	3-1	BINGHAMTON
Dec. 15	L	4-0	at Syracuse
Dec. 19	L	4-3	at Binghamton
Dec. 22	W	3-2	at Syracuse
Dec. 26	L	2-0	at Hershey
Dec. 27	L	4-1	HERSHEY
Dec. 29	OTL	3-2	NORFOLK
Dec. 31	L	2-1	SYRACUSE
Jan. 4	L	3-1	at Binghamton
Jan. 5	W	3-0	WORCESTER
Jan. 6	L	2-0	at Connecticut
Jan. 9	L	3-1	BINGHAMTON
Jan. 11	W	1-0	HERSHEY
Jan. 12	W	2-1	ADIRONDACK
Jan. 15	W	4-2	at Norfolk
Jan. 20*	W (OT)	2-1	at Hershey
Jan. 23	W	3-0	ST. JOHN'S
Jan. 25	L	4-1	at Rochester
Jan. 26	W	3-1	at Toronto
Feb. 1	W	4-1	MANCHESTER
Feb. 2	W	3-0	ADIRONDACK
Feb. 3	W (OT)	2-1	at Hershey
Feb. 8	L	4-1	at Norfolk
Feb. 9	W	4-1	at Norfolk
Feb. 12	L	5-1	BINGHAMTON
Feb. 15	L	1-0	NORFOLK
Feb. 16	W	5-2	at Binghamton
Feb. 17	L	3-0	SYRACUSE
Feb. 22	W	2-1	at Adirondack
Feb. 23	W (OT)	2-1	CONNECTICUT
Feb. 24	W (OT)	2-1	at Bridgeport
Feb. 27	L	2-1	NORFOLK
Mar. 1	L	3-2	HERSHEY
Mar. 2	W (SO)	2-1	ALBANY
Mar. 8	L	2-0	at Providence
Mar. 9	W (OT)	4-3	at Portland
Mar. 10	W (SO)	5-4	at Manchester
Mar. 13	L	5-1	at Worcester
Mar. 15	W	5-3	at Worcester
Mar. 16	W	3-2	at Portland
Mar. 20	L	1-0	at Syracuse
Mar. 23	L	4-1	NORFOLK
Mar. 27	W	4-3	BINGHAMTON
Mar. 29	SOL	3-2	PROVIDENCE
Mar. 30	W (SO)	3-2	at Binghamton
Apr. 2	W	3-2	at Norfolk
Apr. 5	W (OT)	3-2	at Adirondack
Apr. 6	W	4-0	ALBANY
Apr. 7	W	4-3	HERSHEY
Apr. 13	W	3-0	at St. John's
Apr. 14	W (OT)	5-4	at St. John's
Apr. 19	L	4-2	WORCESTER
Apr. 20	L	3-1	MANCHESTER

\* = game played outdoors at Hersheypark Stadium



# 2013-14

42-26-3-5, 92 PTS 2<sup>ND</sup> East Division

## PLAYER STATISTICS

PLAYER	GP	G	A	PTS	+/-	PIM
Tom Kostopoulos	71	22	25	47	+4	72
Nick Drazenovic	63	13	29	42	+3	28
Andrew Ebbett	44	13	27	40	+10	28
Brenden Mikkelson	73	8	30	38	+10	62
Harry Zolnierczyk	57	18	18	36	+9	75
Spencer Machacek	22	10	4	14	+7	15
(TOTALS)	56	19	14	33	+11	39
Brian Gibbons	28	11	19	30	+9	43
Dominik Uher	68	7	17	24	+9	66
Scott Harrington	76	5	19	24	+9	55
Simon Després	36	6	16	22	+19	39
Philip Samuelsson	64	3	19	22	+17	66
Brian Dumoulin	53	5	16	21	+2	21
Anton Zlobin	46	8	11	19	+15	16
Jayson Megna	25	9	6	15	+13	4
Bobby Farnham	64	7	7	14	-2	166
Mike Carman	63	6	8	14	+2	34
Chuck Kobasew	12	11	2	13	+7	20
Chris Conner	17	6	5	11	+1	8
Adam Payerl	43	5	6	11	E	39
Denver Manderson	36	2	9	11	+1	4
Tom Kühnhackl	48	8	2	10	-4	22
Nick D'Agostino	48	1	9	10	-4	15
Paul Thompson	39	4	3	7	-8	50
Zach Torquato	18	2	5	7	+1	22
Barry Goers	23	1	6	7	+1	10
Zach Sill	18	3	3	6	+3	34
Pierre-Luc Lévesque-Leblond	66	2	4	6	-7	259
Reid McNeill	55	1	4	5	+9	119
Carter Rowney	24	2	2	4	-2	6
Cody Sylvester	17	2	0	2	-4	18
Josh Archibad	7	1	0	1	E	13
Beau Bennett	3	0	1	1	E	0
Eric Hartzell (G)	25	0	1	1	--	2
Jeff Drouin-Deslauriers (G)	40	0	1	1	--	19
Jean-Sébastien Dea	1	0	0	0	E	0
Matia Marcantuoni	1	0	0	0	E	2
Peter Mannino (G)	18	0	0	0	--	2
Scott Wilson	1	0	0	0	E	0
Peter Merth	2	0	0	0	+1	7
Bryan Rust	2	0	0	0	E	0
Conor Sheary	2	0	0	0	E	0
C.J. Severyn	4	0	0	0	-3	4
Dustin Stevenson	7	0	0	0	-1	7
Harrison Ruopp	21	0	0	0	-5	34
bench	--	--	--	--	--	26
<b>TOTALS</b>		<b>202</b>	<b>333</b>	<b>535</b>	<b>122</b>	<b>1532</b>

## GOALIE STATISTICS

PLAYER	GP	Min.	W-L-OTL	GAA	SV%	SO
Peter Mannino	18	1035	11-4-1	1.56	.932	4
Eric Hartzell	25	1233	10-7-2	2.48	.902	3
Jeff Drouin-Deslauriers	40	2140	20-13-5	2.58	.895	1
Matt Murray	1	60	0-1-0	2.00	.920	0
Tomáš Vokoun	2	124	1-1-0	2.41	.891	0
<b>TOTALS</b>				<b>2.21</b>	<b>.908</b>	<b>8</b>

## GAMES AND RESULTS

DATE	RESULT	SCORE	OPPONENT
Oct. 5	W	5-2	at Bridgeport
Oct. 12	W	3-1	HERSHEY
Oct. 13	W	6-3	at Syracuse
Oct. 18	W	6-3	ADIRONDACK
Oct. 19	W	3-2	at Worcester
Oct. 20	W (OT)	4-3	at Manchester
Oct. 25	SOL	4-3	at Binghamton
Oct. 26	L	2-1	NORFOLK
Nov. 1	W (OT)	3-2	HERSHEY
Nov. 2	W	4-2	at Hershey
Nov. 6	SOL	4-3	SYRACUSE
Nov. 8	L	6-5	ALBANY
Nov. 10	L	4-3	at Springfield
Nov. 15	W	5-3	at Syracuse
Nov. 16	W	3-1	HERSHEY
Nov. 20	W	3-1	at Rochester
Nov. 22	L	2-1	ST. JOHN'S
Nov. 23	W	5-2	ST. JOHN'S
Nov. 27	L	3-1	at Adirondack
Nov. 29	W	1-0	BINGHAMTON
Nov. 30	OTL	3-2	at Hershey
Dec. 6	L	5-0	at St. John's
Dec. 7	W	3-0	at St. John's
Dec. 11	L	3-2	SPRINGFIELD
Dec. 13	W	5-3	HERSHEY
Dec. 14	W	1-0	UTICA
Dec. 20	L	4-1	WORCESTER
Dec. 21	W	2-1	SYRACUSE
Dec. 27	L	3-1	NORFOLK
Dec. 28	SOL	2-1	at Hershey
Dec. 31	W	5-2	SYRACUSE
Jan. 3	W (SO)	2-1	at Hartford
Jan. 4	L	4-2	MANCHESTER
Jan. 5	W	4-1	BINGHAMTON
Jan. 8	L	4-2	SYRACUSE
Jan. 10	W	4-1	at Adirondack
Jan. 11	W	5-3	HARTFORD
Jan. 17	L	5-1	at Providence
Jan. 18	W	4-2	at Portland
Jan. 19	W	5-1	at Providence
Jan. 24	L	4-1	at Norfolk
Jan. 25	W (SO)	2-1	at Norfolk
Jan. 26	L	2-0	at Hershey
Jan. 29	W	4-0	SYRACUSE
Jan. 31	L	2-1	NORFOLK
Feb. 1	L	4-0	ROCHESTER
Feb. 7	W	5-1	PORTLAND
Feb. 8	W	3-2	ADIRONDACK
Feb. 9	OTL	4-3	at Hershey
Feb. 14	L	6-2	at Binghamton
Feb. 15	L	5-4	at Hershey
Feb. 16	L	3-1	HERSHEY
Feb. 19	OTL	4-3	BINGHAMTON
Feb. 22	SOL	4-3	PROVIDENCE
Feb. 25	W	6-5	HERSHEY
Feb. 28	L	4-0	at Syracuse
Mar. 1	W	2-1	at Albany
Mar. 7	SOL	2-1	at Utica
Mar. 8	W	4-2	at Hamilton
Mar. 9	W (SO)	4-3	at Toronto
Mar. 14	W	5-1	HAMILTON
Mar. 15	W	4-0	NORFOLK
Mar. 21	W	2-0	at Syracuse
Mar. 22	L	2-1	UTICA
Mar. 23	W (OT)	3-2	at Albany
Mar. 26	L	2-1	PROVIDENCE
Mar. 28	W	2-1	at Norfolk
Mar. 29	W	2-1	at Norfolk
Apr. 4	W	3-0	BRIDGEPORT
Apr. 5	W (OT)	1-0	ALBANY
Apr. 6	L	6-1	at Binghamton
Apr. 11	W (SO)	3-2	at Syracuse
Apr. 12	W	2-1	BINGHAMTON
Apr. 13	L	3-2	TORONTO
Apr. 18	L	5-4	at Binghamton
Apr. 19	L	2-0	at Utica

# 2014-15

45-24-3-4, 97 PTS 2<sup>ND</sup> East Division

## PLAYER STATISTICS

PLAYER	GP	G	A	PTS	+/-	PIM
Conor Sheary	58	20	25	45	E	8
Andrew Ebbett	44	17	27	44	+19	12
Tom Kostopoulos	72	16	28	44	+3	62
Scott Wilson	55	19	22	41	+14	30
Jayson Megna	63	26	13	39	+18	40
Brian Dumoulin	62	4	29	33	+25	18
Carter Rowney	63	10	21	31	+14	31
Tom Kühnhackl	72	12	18	30	+10	19
Bryan Rust	45	13	14	27	+6	14
Dominik Uher	72	13	13	26	+11	60
Derick Pouliot	31	7	17	24	+2	20
Danny Syvret	17	2	3	5	-5	8
(TOTALS)	75	6	17	23	-26	32
Jean-Sébastien Dea	43	10	11	21	+1	16
Nick Drazenovic	25	8	11	19	+6	18
Taylor Chorney	62	4	15	19	+26	42
Bobby Farnham	62	7	7	14	+3	226
Matia Marcantuoni	59	4	10	14	+4	20
Josh Archibald	45	5	8	13	-1	24
Scott Harrington	48	2	10	12	+19	20
Nick D'Agostino	50	0	10	10	+8	10
Adam Payerl	41	2	7	9	+1	76
Barry Goers	51	2	7	9	+3	25
Reid McNeill	54	2	5	7	+6	121
Pierre-Luc Létourneau-Leblond	55	2	4	6	+1	241
Alex Boak	31	1	5	6	+5	80
Beau Bennett	2	0	5	5	+4	0
Philip Samuelsson	22	0	4	4	-3	20
Sean Escobedo	2	1	2	3	+2	4
(TOTALS)	4	1	2	3	E	4
Sahir Gill	12	1	2	3	+1	0
Kasper Kapanen	4	1	1	2	-1	0
Zach Torquato	12	1	1	2	+1	15
Ryan Parent	0	0	0	0	E	0
(TOTALS)	22	0	2	2	+1	16
Eric Hartzell (G)	2	0	1	1	-	0
Steven Shamanski	4	0	1	1	+1	2
(TOTALS)	6	0	1	1	+1	2
Clark Seymour	12	0	1	1	-1	13
Jeff Zatkoff (G)	37	0	1	1	-	4
Patrick McGrath	2	0	0	0	-2	12
Paul Cianfrini	3	0	0	0	-3	0
Anton Zlobin	6	0	0	0	-3	0
Harrison Ruopp	7	0	0	0	E	9
Matt Murray (G)	40	0	0	0	-	2
bench	--	--	--	--	--	16
<b>TOTALS</b>		<b>212</b>	<b>359</b>	<b>571</b>	<b>+195</b>	<b>1334</b>

## GOALIE STATISTICS

PLAYER	GP	Min.	W-L-OTL	GAA	SV%	SO
Matt Murray	40	2321	25-10-3	1.58	.941	12
Jeff Zatkoff	37	2154	18-14-4	2.45	.910	3
Eric Hartzell	2	123	2-0-0	2.92	.882	0
<b>TOTALS</b>				<b>2.37</b>	<b>.911</b>	<b>15</b>

## GAMES AND RESULTS

DATE	RESULT	SCORE	OPPONENT
Oct. 11	L	5-2	LEHIGH VALLEY
Oct. 12	L	4-1	MANCHESTER
Oct. 17	W (OT)	2-1	at St. John's
Oct. 18	W	4-1	at St. John's
Oct. 21	L	4-0	at Albany
Oct. 24	W	5-0	SPRINGFIELD
Oct. 25	L	4-1	at Hershey
Oct. 26	W	3-2	BINGHAMTON
Oct. 29	W (OT)	2-1	at Lehigh Valley
Oct. 31	OTL	3-2	at Norfolk
Nov. 1	L	2-1	at Norfolk
Nov. 7	W (OT)	3-2	HERSHEY
Nov. 8	W	6-4	at Binghamton
Nov. 9	W (OT)	5-3	SYRACUSE
Nov. 14	W	3-1	LEHIGH VALLEY
Nov. 15	L	3-2	SYRACUSE
Nov. 16	L	3-2	at Hershey
Nov. 19	W	2-0	PORTLAND
Nov. 21	W	5-1	at Albany
Nov. 22	L	3-2	MANCHESTER
Nov. 26	SOL	2-1	at Hershey
Nov. 29	W	1-0	ST. JOHN'S
Dec. 5	W	5-1	LEHIGH VALLEY
Dec. 6	L	2-1	HERSHEY
Dec. 7	W	3-2	at Hershey
Dec. 12	W	4-1	BRIDGEPORT
Dec. 13	SOL	2-1	at Lehigh Valley
Dec. 14	W (OT)	3-2	HERSHEY
Dec. 19	L	4-2	ALBANY
Dec. 20	W	3-0	at Binghamton
Dec. 26	L	3-0	at Binghamton
Dec. 27	L	5-0	BRIDGEPORT
Dec. 28	W	2-1	NORFOLK
Dec. 31	W	2-0	HERSHEY
Jan. 2	W	5-0	BINGHAMTON
Jan. 3	SOL	2-1	at Hershey
Jan. 6	L	2-1	NORFOLK
Jan. 9	L	2-0	NORFOLK
Jan. 10	L	4-3	at Syracuse
Jan. 17	L	4-0	at Worcester
Jan. 18	L	5-4	at Providence
Jan. 21	W	5-1	ST. JOHN'S
Jan. 23	W	4-2	at Norfolk
Jan. 24	W (OT)	3-2	at Springfield
Jan. 30	W	5-0	at Springfield
Jan. 31	L	6-2	LEHIGH VALLEY
Feb. 3	W	4-0	SPRINGFIELD
Feb. 7	OTL	4-3	at Hershey
Feb. 8	W	3-1	at Bridgeport
Feb. 11	W	4-1	BINGHAMTON
Feb. 13	W	3-0	PORTLAND
Feb. 14	SOL	5-4	LEHIGH VALLEY
Feb. 21	W	2-0	PROVIDENCE
Feb. 22	W	4-1	at Hartford
Feb. 28	W (OT)	3-2	at Hartford
Mar. 1	W	7-0	at Bridgeport
Mar. 6	L	6-3	at Manchester
Mar. 7	W	3-0	at Manchester
Mar. 8	W	4-1	at Springfield
Mar. 11	W	3-2	HERSHEY
Mar. 14	W	3-1	HERSHEY
Mar. 15	L	5-2	HARTFORD
Mar. 20	OTL	2-1	at Syracuse
Mar. 21	L	4-3	BINGHAMTON
Mar. 22	W	3-0	at Lehigh Valley
Mar. 27	W	3-1	at Binghamton
Mar. 28	L	4-1	at Lehigh Valley
Apr. 1	W	4-3	HARTFORD
Apr. 3	L	4-2	WORCESTER
Apr. 4	W	3-0	LEHIGH VALLEY
Apr. 8	W	3-0	at Lehigh Valley
Apr. 11	W	5-2	at Portland
Apr. 12	W	3-1	at Portland
Apr. 17	L	4-0	ALBANY
Apr. 18	W	5-4	NORFOLK
Apr. 19	W	5-1	at Lehigh Valley

# 2015-16

43-27-4-2, 92 PTS 3<sup>RD</sup> Atlantic Division

## GAMES AND RESULTS

PLAYER STATISTICS						
PLAYER	GP	G	A	PTS	+/-	PIM
Dustin Jeffrey	19	7	11	18	+2	2
(TOTALS)	64	20	44	64	+10	20
Carter Rowney	74	24	32	56	+23	37
Tom Kostopoulos	75	19	33	52	+2	97
Will O'Neill	74	8	42	50	+2	78
Dominik Simon	68	25	23	48	+4	36
Kael Moullierat	68	18	27	45	-12	89
Scott Wilson	34	22	14	36	+4	19
Jean-Sébastien Dea	75	20	16	36	+13	36
Conor Sheary	30	7	29	36	+8	4
Derrick Pouliot	37	6	17	23	+15	26
Tim Erixon	65	3	17	20	+14	44
Steve Oleksy	63	2	17	19	+8	123
Josh Archibald	69	9	9	18	+1	75
Oskar Sundqvist	45	5	12	17	-3	30
Tom Kühnhackl	23	7	8	15	+10	18
Sahir Gill	21	5	9	14	+4	2
Tom Sestito	41	5	9	14	-3	104
Matthias Plachta	20	2	5	7	E	22
(TOTALS)	66	4	10	14	-9	38
Niclas Andersén	69	4	10	14	+6	26
Dominik Uher	43	5	8	13	+2	29
Reid McNeill	64	0	11	11	+10	58
Kevin Porter	16	5	4	9	+11	4
Derek Arny	13	2	2	4	+2	4
(TOTALS)	36	3	6	9	E	10
Bryan Rust	16	3	3	6	-5	2
Clark Seymour	17	3	3	6	-1	17
Jake Guentzel	11	2	4	6	-1	0
David Warsofsky	17	2	4	6	+2	6
Ty Loney	31	0	6	6	-6	7
Anton Zlobin	12	3	2	5	-1	2
Matia Marcantuoni	17	2	3	5	-1	0
Adam Krause	15	1	3	4	E	10
Adam Clendening	6	0	3	3	+4	0
Jarrett Burton	23	2	0	2	-5	10
Tyler Biggs	11	1	1	2	+1	11
Barry Goers	16	0	2	2	-2	4
Matt Murray (G)	31	0	2	2	--	2
Ethan Prow	5	0	1	1	+1	6
Harrison Ruopp	12	0	1	1	-5	11
Patrick McGrath	19	0	1	1	-3	66
Tristan Jarry (G)	33	0	1	1	-	0
Teddy Blueger	10	0	0	0	-2	2
John McCarron	12	0	0	0	-3	13
Ryan Parent	12	0	0	0	-4	16
bench	--	--	--	--	--	22
<b>TOTALS</b>		<b>229</b>	<b>405</b>	<b>634</b>	<b>+92</b>	<b>1170</b>

GOALIE STATISTICS						
PLAYER	GP	Min.	W-L-OTL	GAA	SV%	SO
Matt Murray	31	1827	20-9-1	2.10	.931	4
Tristan Jarry	33	1943	17-13-3	2.69	.905	5
Casey DeSmith	6	309	2-4-0	1.94	.925	0
Brian Foster	9	461	3-3-1	3.51	.857	1
Franky Palazzese	1	22	1-0-0	0.00	1.00	0
Sean Maguire	1	13	0-0-1	0.00	1.00	0
<b>TOTALS</b>				<b>1.71</b>	<b>.936</b>	<b>10</b>

DATE	RESULT	SCORE	OPPONENT
Oct. 9	W (OT)	2-1	at Providence
Oct. 10	L	4-1	at Bridgeport
Oct. 17	W	6-4	LEHIGH VALLEY
Oct. 18	W	5-1	at Bridgeport
Oct. 23	W	5-0	at Springfield
Oct. 24	W (OT)	3-2	SPRINGFIELD
Oct. 28	W	4-3	BINGHAMTON
Oct. 30	W	4-1	HARTFORD
Nov. 4	W	5-2	ST. JOHN'S
Nov. 6	W	4-1	ST. JOHN'S
Nov. 13	W	7-0	HERSHEY
Nov. 14	W	3-1	ROCHESTER
Nov. 15	W (OT)	7-6	at Hartford
Nov. 20	L	3-1	at Binghamton
Nov. 21	W	5-3	at Albany
Nov. 25	W (OT)	4-3	at Binghamton
Nov. 27	W	3-0	PROVIDENCE
Nov. 28	W	3-2	HERSHEY
Dec. 4	L	3-1	LEHIGH VALLEY
Dec. 5	L	3-1	HARTFORD
Dec. 6	L	4-1	at Hershey
Dec. 9	W	6-2	SYRACUSE
Dec. 11	W	4-0	at Lehigh Valley
Dec. 12	W	4-0	ALBANY
Dec. 16	W	3-0	at Lehigh Valley
Dec. 18	SOL	4-3	TORONTO
Dec. 19	W	3-0	at Syracuse
Dec. 26	L	5-0	at Hershey
Dec. 27	L	3-0	LEHIGH VALLEY
Dec. 31	L	4-2	SYRACUSE
Jan. 2	W	4-1	SPRINGFIELD
Jan. 3	W	3-2	at Hartford
Jan. 5	W	4-1	BINGHAMTON
Jan. 8	W	4-3	at Lehigh Valley
Jan. 9	W	4-2	UTICA
Jan. 12	W	2-1	at St. John's
Jan. 13	W	6-4	at St. John's
Jan. 16	L	4-2	at Syracuse
Jan. 22	L	2-1	at Portland
Jan. 23	W	5-0	at Portland
Jan. 24	L	5-2	at Providence
Jan. 27	L	3-1	HARTFORD
Jan. 29	OTL	4-3	at Lehigh Valley
Jan. 30	L	5-3	LEHIGH VALLEY
Feb. 5	W (OT)	4-3	at Springfield
Feb. 6	L	3-2	BRIDGEPORT
Feb. 9	W (OT)	4-3	at Utica
Feb. 12	W	3-1	at Hartford
Feb. 13	OTL	2-1	PORTLAND
Feb. 14	OTL	3-2	PORTLAND
Feb. 19	L	4-2	at Toronto
Feb. 21	OTL	3-2	at Rochester
Feb. 23	L	4-1	HERSHEY
Feb. 26	W (SO)	3-2	at Portland
Feb. 27	L	5-2	at Springfield
Feb. 28	L	3-2	at Providence
Mar. 4	W	3-0	at Lehigh Valley
Mar. 5	L	6-2	at Hershey
Mar. 6	W	5-4	HERSHEY
Mar. 9	W (OT)	6-5	LEHIGH VALLEY
Mar. 12	L	3-2	BRIDGEPORT
Mar. 13	L	3-2	at Bridgeport
Mar. 19	W	4-1	HERSHEY
Mar. 20	W (OT)	6-5	at Hershey
Mar. 23	W	5-0	BINGHAMTON
Mar. 25	W	3-2	at Binghamton
Mar. 26	L	5-0	PROVIDENCE
Mar. 29	W	4-3	SPRINGFIELD
Apr. 2	L	5-2	BRIDGEPORT
Apr. 3	L	5-3	PORTLAND
Apr. 8	L	4-0	LEHIGH VALLEY
Apr. 9	W	4-3	at Hershey
Apr. 10	L	5-3	HERSHEY
Apr. 15	W	2-1	at Lehigh Valley
Apr. 16	L	3-1	PROVIDENCE
Apr. 17	SOL	2-1	at Hershey

# 2016-17

## 51-20-3-2, 107 PTS 1<sup>ST</sup> Atlantic Division

### PLAYER STATISTICS

PLAYER	GP	G	A	PTS	+/-	PIM
Tom Kostopoulos	74	24	30	54	+8	49
David Warsofsky	58	16	31	47	+30	32
Oskar Sundqvist	63	20	26	46	+12	52
Dominik Simon	70	15	31	46	+10	18
Kevin Porter	69	11	35	46	+2	50
Jake Guentzel	33	21	21	42	+21	12
Jean-Sébastien Dea	73	18	16	34	+13	59
Garrett Wilson	59	11	20	31	+16	83
Teddy Blueger	54	7	24	31	+24	20
Josh Archibald	61	16	13	29	+25	54
Ryan Haggerty	58	11	12	23	+8	46
Derrick Pouliot	46	7	16	23	+15	26
Carter Rowney	26	10	11	21	+6	15
Sahir Gill	44	6	12	18	+6	12
Tim Erixon	54	4	13	17	+11	24
Tom Sestito	33	6	10	16	+1	121
Chad Ruhwedel	28	4	12	16	E	12
Frank Corrado	17	1	3	4	+3	6
(TOTALS)	35	2	14	16	+9	20
Ethan Prow	59	1	15	16	+1	24
Danny Kristo	32	6	5	11	+2	10
(TOTALS)	40	6	7	13	E	12
Cameron Gaunce	49	2	11	13	+15	38
Barry Goers	37	4	8	12	+16	8
Jarrett Burton	39	7	4	11	+2	39
Zach Aston-Reese	10	3	5	8	+2	7
Stuart Percy	37	1	7	8	+6	18
Adam Krause	14	3	4	7	+11	4
Reid Gardiner	23	3	3	6	-4	4
Lukas Bengtsson	16	1	5	6	+14	6
Steve Oleksy	16	1	4	5	+4	16
Patrick McGrath	30	1	3	4	+1	89
Thomas Di Pauli	21	2	0	2	E	20
Troy Josephs	13	1	1	2	+1	10
Reid McNeill	14	1	1	2	+2	21
Brett Stern	17	0	2	2	+8	6
Cody Wydo	3	1	0	1	+1	0
Casey DeSmith (G)	29	0	1	1	--	0
Tristan Jarry (G)	45	0	1	1	--	2
Kevin Schulze	1	0	0	0	+1	2
Ryan Segalla	1	0	0	0	E	4
Dylan Zink	1	0	0	0	-2	0
Christian Hilbrich	6	0	0	0	E	0
Jeff Taylor	6	0	0	0	E	0
Nick Sorkin	3	0	0	0	+1	0
(TOTALS)	8	0	0	0	-2	0
bench	--	--	--	--	--	10
<b>TOTALS</b>		<b>246</b>	<b>416</b>	<b>662</b>	<b>+293</b>	<b>1029</b>

### GOALIE STATISTICS

PLAYER	GP	Min.	W-L-OTL	GAA	SV%	SO
Casey DeSmith	29	1731	21-5-1	2.01	.926	1
Tristan Jarry	45	2707	28-15-1	2.15	.925	3
Doug Carr	2	80	1-0-0	3.00	.897	0
Sean Maguire	1	60	1-0-0	4.00	.846	0
<b>TOTALS</b>				<b>2.19</b>	<b>.922</b>	<b>4</b>

### GAMES AND RESULTS

DATE	RESULT	SCORE	OPPONENT
Oct. 15	W	6-2	HARTFORD
Oct. 21	L	0-1	SPRINGFIELD
Oct. 22	W	3-1	SYRACUSE
Oct. 23	W (OT)	2-1	at Hershey
Oct. 26	W	3-1	ALBANY
Oct. 29	OTL	1-2	at Springfield
Oct. 30	W	6-1	SYRACUSE
Nov. 4	W	4-1	BINGHAMTON
Nov. 5	W	7-1	at Bridgeport
Nov. 6	W (SO)	5-4	at Providence
Nov. 11	L	0-3	TORONTO
Nov. 12	W	3-1	PROVIDENCE
Nov. 13	W	4-1	at Hartford
Nov. 16	L	1-4	at Lehigh Valley
Nov. 18	W	4-3	BRIDGEPORT
Nov. 19	W (OT)	4-3	at Hershey
Nov. 23	L	0-4	at Hershey
Nov. 25	OTL	2-3	at Bridgeport
Nov. 26	W	1-0	BRIDGEPORT
Dec. 3	W	6-2	at St. John's
Dec. 4	OTL	2-3	at St. John's
Dec. 9	L	2-5	HERSHEY
Dec. 10	W	6-2	HERSHEY
Dec. 11	W	4-1	at Bridgeport
Dec. 14	W	6-2	at Hartford
Dec. 16	W	4-1	ROCHESTER
Dec. 17	W	4-2	SPRINGFIELD
Dec. 26	W	5-4	at Binghamton
Dec. 27	W	5-3	SPRINGFIELD
Dec. 30	L	2-5	PROVIDENCE
Dec. 31	L	2-3	at Binghamton
Jan. 3	W	3-2	HARTFORD
Jan. 6	W	5-1	HERSHEY
Jan. 7	W	5-4	BINGHAMTON
Jan. 8	W (OT)	6-5	at Hershey
Jan. 11	W	2-1	at Toronto
Jan. 13	W	3-2	at Rochester
Jan. 14	W	3-1	at Syracuse
Jan. 16	L	1-4	at Syracuse
Jan. 18	W	5-3	at Hershey
Jan. 20	L	3-5	at Lehigh Valley
Jan. 21	W	5-1	HERSHEY
Jan. 25	W (OT)	3-2	SYRACUSE
Jan. 27	W	3-2	at Utica
Jan. 28	W	6-2	at Binghamton
Feb. 3	L	2-5	ST. JOHN'S
Feb. 4	W	7-1	LEHIGH VALLEY
Feb. 8	L	0-4	ST. JOHN'S
Feb. 10	W (OT)	4-3	HERSHEY
Feb. 11	W	4-2	BINGHAMTON
Feb. 14	W	5-1	LEHIGH VALLEY
Feb. 17	L	0-4	at Albany
Feb. 18	L	1-2	at Springfield
Feb. 19	L	2-3	at Providence
Feb. 24	L	1-2	at Utica
Feb. 25	W (OT)	4-3	at Lehigh Valley
Mar. 4	L	1-2	at Hershey
Mar. 5	W	6-3	at Hartford
Mar. 8	L	0-3	LEHIGH VALLEY
Mar. 10	W	8-1	HARTFORD
Mar. 11	W	3-2	PROVIDENCE
Mar. 17	W	4-1	at Lehigh Valley
Mar. 18	L	2-3	LEHIGH VALLEY
Mar. 21	W	5-2	HARTFORD
Mar. 24	W	5-1	at Syracuse
Mar. 25	W	4-0	at Lehigh Valley
Mar. 26	W	2-1	UTICA
Mar. 31	L	1-3	at Springfield
Apr. 1	W	3-0	LEHIGH VALLEY
Apr. 2	SOL	2-3	UTICA
Apr. 7	W	3-0	at Lehigh Valley
Apr. 8	W	2-1	at Hartford
Apr. 9	W	2-1	at Providence
Apr. 12	SOL	1-2	LEHIGH VALLEY
Apr. 14	L	1-2	HERSHEY
Apr. 9	W	4-3	at Hershey
Apr. 10	L	5-3	HERSHEY
Apr. 15	W	5-4	BRIDGEPORT

# 2017-18

## 45-22-6-3, 99 PTS 2<sup>ND</sup> Atlantic Division

### PLAYER STATISTICS

PLAYER	GP	G	A	PTS	+/-	PIM
Daniel Sprong	65	32	33	65	+4	28
Jean-Sébastien Dea	70	18	32	50	+20	69
Teddy Bleuger	70	21	24	45	+16	43
Garrett Wilson	69	17	25	42	+11	139
Ryan Haggerty	47	16	21	37	+20	22
Kevin Czuczman	71	4	31	35	+15	48
Christain Thomas	51	18	16	34	+6	14
Gage Quinney	57	14	19	33	+5	18
Adam Johnson	70	11	20	31	+5	16
Zach Aston-Reese	41	9	20	29	+21	49
Andrey Pedan	52	9	17	26	+19	87
Joseph Cramarossa	28	6	6	12	-5	28
(TOTALS)	65	9	13	22	-11	66
Jarred Tinordi	62	5	16	21	+19	86
Thomas Di Pauli	58	12	8	20	-1	38
Jarrett Burton	52	9	10	19	+6	25
Tom Kostopoulos	38	5	14	19	-1	31
Colin Smith	35	5	13	18	+1	12
Zach Trotman	49	7	10	17	+24	25
Dominik Simon	21	4	13	17	E	14
Ethan Prow	40	4	13	17	+2	16
Tom Sestito	37	6	9	15	+11	95
Lukas Bengtsson	37	0	15	15	+7	8
Frank Corrado	32	1	13	14	+11	18
Greg McKegg	28	5	7	12	+10	10
Chris Summers	64	1	10	11	+5	51
Josh Jooris	6	1	0	1	-1	4
(TOTALS)	11	1	3	4	+3	6
Freddie Tiffels	12	2	1	3	+1	2
Josh Archibald	6	1	2	3	-4	4
Sam Lafferty	9	1	2	3	E	4
Cody Wydo	9	1	2	3	+1	2
Reid Gardiner	10	1	2	3	-2	2
Patrick McGrath	19	2	0	2	-3	95
Cam Brown	1	0	0	0	E	0
(TOTALS)	14	1	1	2	-1	4
Kevin Spinozzi	16	0	2	2	+3	8
Jan Drozg	1	0	1	1	+1	0
Dylan Zink	7	0	1	1	+1	2
Kevin Schulze	12	0	1	1	+1	2
Jeff Taylor	14	0	1	1	-1	8
Tristan Jarry (G)	16	0	1	1	--	0
Dane Birks	1	0	0	0	E	0
Anthony Angello	2	0	0	0	E	0
Niclas Almari	2	0	0	0	E	2
Troy Josephs	4	0	0	0	E	0
Anthony Peters (G)	24	0	0	0	--	4
bench	--	--	--	--	--	32
<b>TOTALS</b>		<b>248</b>	<b>431</b>	<b>679</b>	<b>+219</b>	<b>1129</b>

### GOALIE STATISTICS

PLAYER	GP	Min.	W-L-OTL	GAA	SV%	SO
Casey DeSmith	27	1561	16-8-3	2.73	.910	2
Anthony Peters	24	1330	12-7-3	2.71	.907	1
Sean Maguire	4	191	1-1-0	2.19	.924	0
Tristan Jarry	16	962	9-5-2	3.05	.901	0
Étienne Marcoux	2	114	1-1-0	2.10	.900	0
Michael Leighton	6	382	5-0-1	2.67	.913	0
(TOTALS)	20	1105	9-4-5	2.99	.886	0
Colin Stevens	1	63	1-0-0	3.82	.879	0
<b>TOTALS</b>				<b>2.79</b>	<b>.907</b>	<b>3</b>

### GAMES AND RESULTS

DATE	RESULT	SCORE	OPPONENT
Oct. 7	L	2-5	CHARLOTTE
Oct. 13	W	5-0	LEHIGH VALLEY
Oct. 14	L	2-3	at Lehigh Valley
Oct. 15	W	6-1	SYRACUSE
Oct. 20	W (OT)	6-5	LAVAL
Oct. 21	W (SO)	3-2	HARTFORD
Oct. 27	W	3-2	HERSHEY
Oct. 28	W	5-2	at Bridgeport
Nov. 3	W (SO)	6-5	at Lehigh Valley
Nov. 5	SOL	2-3	HERSHEY
Nov. 8	W	4-2	TORONTO
Nov. 11	W	4-3	PROVIDENCE
Nov. 12	W	5-1	at Hershey
Nov. 17	W	4-3	at Binghamton
Nov. 22	W	4-2	LEHIGH VALLEY
Nov. 24	L	2-5	at Syracuse
Nov. 25	L	3-4	SYRACUSE
Dec. 1	W (OT)	5-4	MILWAUKEE
Dec. 2	L	2-5	ROCHESTER
Dec. 3	OTL	3-4	at Hershey
Dec. 6	L	0-5	at Lehigh Valley
Dec. 8	L	1-2	CHARLOTTE
Dec. 10	W	4-1	at Hershey
Dec. 13	W	6-3	SPRINGFIELD
Dec. 15	L	3-7	at Hartford
Dec. 16	OTL	2-3	at Bridgeport
Dec. 22	W (OT)	4-3	BINGHAMTON
Dec. 23	L	2-3	LEHIGH VALLEY
Dec. 27	L	4-5	LEHIGH VALLEY
Dec. 29	W	5-1	HARTFORD
Dec. 30	W (OT)	2-1	at Hershey
Jan. 3	W (OT)	3-2	BRIDGEPORT
Jan. 5	W	4-2	SPRINGFIELD
Jan. 6	W	6-0	BELLEVILLE
Jan. 12	W	6-2	at Belleville
Jan. 13	W	4-3	at Laval
Jan. 17	W	4-1	LEHIGH VALLEY
Jan. 19	L	0-1	at Providence
Jan. 21	OTL	0-1	at Hartford
Jan. 24	W	4-0	at Hershey
Jan. 26	L	2-5	at Lehigh Valley
Jan. 27	W (OT)	4-3	BINGHAMTON
Feb. 2	W	4-1	HERSHEY
Feb. 3	W	2-1	LEHIGH VALLEY
Feb. 7	W	3-1	at Springfield
Feb. 9	L	0-4	at Providence
Feb. 11	W (SO)	3-2	at Providence
Feb. 16	L	3-12	at Rochester
Feb. 17	OTL	4-5	UTICA
Feb. 18	L	1-4	at Lehigh Valley
Feb. 23	W	6-3	ROCKFORD
Feb. 24	L	1-3	at Syracuse
Feb. 25	W	3-2	HERSHEY
Mar. 2	W	4-2	at Grand Rapids
Mar. 3	L	0-3	at Rockford
Mar. 4	SOL	2-3	at Milwaukee
Mar. 9	W	3-2	at Binghamton
Mar. 10	W	2-1	GRAND RAPIDS
Mar. 13	W	5-2	at Charlotte
Mar. 14	L	1-3	at Charlotte
Mar. 17	L	1-4	HARTFORD
Mar. 18	W	6-4	HERSHEY
Mar. 20	OTL	3-4	at Toronto
Mar. 23	OTL	4-5	at Utica
Mar. 24	W (SO)	5-4	at Binghamton
Mar. 25	L	3-6	BRIDGEPORT
Mar. 28	W	5-2	PROVIDENCE
Mar. 30	W (OT)	4-3	at Hartford
Mar. 31	L	1-3	PROVIDENCE
Apr. 3	W	5-3	HERSHEY
Apr. 6	L	3-4	BRIDGEPORT
Apr. 7	W	7-4	BINGHAMTON
Apr. 8	W	5-2	at Bridgeport
Apr. 13	W	3-2	at Springfield
Apr. 14	SOL	1-2	at Lehigh Valley
Apr. 15	W	3-2	at Hershey

# 2018-19

36-30-7-3, 82 PTS 6<sup>TH</sup> Atlantic Division

## PLAYER STATISTICS

PLAYER	GP	G	A	PTS	+/-	PIM
Ethan Prow	74	18	32	50	+26	22
Sam Lafferty	70	13	36	49	+1	94
Ryan Haggerty	68	23	21	44	+7	44
Adam Johnson	67	18	25	43	-5	27
Joseph Blandisi	27	9	11	20	-4	58
(TOTALS)	54	17	26	43	+5	100
Teddy Blueger	45	21	18	39	+20	18
Sam Miletic	49	12	23	35	+14	14
Jimmy Hayes	72	15	15	30	-1	25
Anthony Angello	65	16	13	29	+17	53
Jean-Sébastien Dea	26	6	16	22	-6	40
Jarrett Burton	66	6	15	21	+4	51
Kevin Czuczman	65	4	17	21	+8	60
Ben Sexton	26	7	3	10	-9	31
(TOTALS)	43	7	12	19	-8	47
Garrett Wilson	18	8	10	18	E	69
Joseph Cramarossa	56	4	12	16	-6	116
Chris Summers	59	3	13	16	-2	54
Thomas Di Pauli	29	7	8	15	+6	32
Linus Ölund	61	6	9	15	+3	8
Chris Wideman	3	0	2	2	-2	7
(TOTALS)	19	3	12	15	-4	19
Matt Abt	63	0	12	12	+7	55
Zach Aston-Reese	11	6	3	9	+3	18
Jeff Taylor	42	2	6	8	E	33
Stefan Elliott	20	1	7	8	+4	4
Will O'Neill	28	0	8	8	-6	49
Jake Lucchini	15	6	1	7	-1	2
Ryan Scarfo	25	1	6	7	+5	14
(TOTALS)	31	1	6	7	+3	16
Tobias Lindberg	15	2	4	6	+5	10
Cam Brown	30	1	5	6	+1	12
Chad Ruhwedel	5	1	4	5	+8	2
Zach Trotman	24	1	4	5	-2	39
Tristan Jarry (G)	47	1	4	5	--	2
Tim Erixon	28	0	5	5	+6	18
Derek Grant	5	3	1	4	+5	6
Macoy Erkamps	24	0	4	4	-3	39
Troy Josephs	11	0	3	3	+1	2
Cédric Lacroix	1	2	0	2	+1	2
Brandon Hawkins	5	2	0	2	-2	2
Jon Lizotte	3	1	1	2	-1	0
Chase Berger	6	1	1	2	+2	0
Blake Siebenaler	1	0	0	0	+2	0
(TOTALS)	18	1	1	2	-9	6
Calen Addison	3	0	2	2	E	0
Juuso Riihola	5	0	2	2	+1	0
Yushiroh Hirano	1	0	1	1	+1	2
Michael Kim	2	0	1	1	-1	0
Chris Brown	3	0	1	1	-2	0
Ryan Horvat	6	0	1	1	-1	9
John Muse (G)	10	0	1	1	--	2
Anthony Peters (G)	19	0	1	1	--	0
Dane Birks	1	0	0	0	E	0
Dan Fick	1	0	0	0	E	2
Jan Drozg	2	0	0	0	-2	2
Jordy Bellerive	3	0	0	0	-3	0
Kevin Spinozzi	5	0	0	0	-1	0
Trevor Yates	4	0	0	0	E	0
(TOTALS)	6	0	0	0	-1	4
Patrick McGrath	24	0	0	0	-2	87
bench	--	--	--	--	--	12
<b>TOTALS</b>	<b>227</b>	<b>388</b>	<b>615</b>	<b>+97</b>	<b>1248</b>	

## GOALIE STATISTICS

PLAYER	GP	Min.	W-L-OTL	GAA	SV%	SO
Tristan Jarry	47	2792	23-15-8	2.66	.915	1
John Muse	10	560	6-4-0	3.00	.906	2
Anthony Peters	19	1097	6-10-2	3.28	.890	1
Matt O'Connor	2	79	1-0-0	2.26	.930	0
Alex D'Orio	1	59	0-1-0	5.01	.848	0
<b>TOTALS</b>				<b>2.92</b>	<b>.906</b>	<b>4</b>

## GAMES AND RESULTS

DATE	RESULT	SCORE	OPPONENT
Oct. 6	W (SO)	3-2	SPRINGFIELD
Oct. 11	W	3-0	at Cleveland
Oct. 13	W	4-1	at Cleveland
Oct. 17	L	2-3	HERSHEY
Oct. 19	W	5-4	at Lehigh Valley
Oct. 20	L	3-6	LEHIGH VALLEY
Oct. 26	W	4-1	HERSHEY
Oct. 27	SOL	3-4	at Hershey
Nov. 2	W	5-3	HARTFORD
Nov. 3	L	2-3	HARTFORD
Nov. 4	L	5-8	at Bridgeport
Nov. 9	OTL	1-2	at Providence
Nov. 10	W	4-1	at Hartford
Nov. 11	L	2-5	at Providence
Nov. 14	W	5-1	at Springfield
Nov. 16	L	1-2	CHARLOTTE
Nov. 17	OTL	5-6	CHARLOTTE
Nov. 23	OTL	3-4	at Springfield
Nov. 24	L	2-3	HERSHEY
Nov. 25	L	2-4	PROVIDENCE
Nov. 28	W	3-1	at Hershey
Nov. 30	L	0-1	at Rochester
Dec. 1	L	4-7	at Toronto
Dec. 7	W	1-0	CLEVELAND
Dec. 8	W	3-1	BRIDGEPORT
Dec. 9	W (SO)	5-4	at Hershey
Dec. 12	W (SO)	2-1	at Springfield
Dec. 15	W	5-2	LEHIGH VALLEY
Dec. 16	L	0-1	at Bridgeport
Dec. 19	W (OT)	4-3	BRIDGEPORT
Dec. 21	L	2-3	at Hershey
Dec. 22	OTL	3-4	at Syracuse
Dec. 26	L	3-5	LEHIGH VALLEY
Dec. 28	L	1-5	HERSHEY
Dec. 29	W	7-3	at Lehigh Valley
Dec. 31	W	5-2	at Binghamton
Jan. 4	W (SO)	3-2	GRAND RAPIDS
Jan. 5	L	3-5	MILWAUKEE
Jan. 11	W	5-1	at Charlotte
Jan. 12	L	3-5	at Charlotte
Jan. 18	L	4-5	ROCHESTER
Jan. 19	L	3-5	HERSHEY
Jan. 21	W (OT)	2-1	LEHIGH VALLEY
Jan. 23	W	5-2	at Bridgeport
Jan. 26	W (OT)	5-4	at Binghamton
Feb. 1	W	7-2	CLEVELAND
Feb. 2	L	1-2	BRIDGEPORT
Feb. 6	L	1-2	at Rockford
Feb. 8	W	5-2	at Milwaukee
Feb. 9	L	1-4	at Grand Rapids
Feb. 13	SOL	3-4	at Hershey
Feb. 16	OTL	2-3	UTICA
Feb. 17	W (OT)	5-4	at Hartford
Feb. 22	L	2-4	HERSHEY
Feb. 24	W	4-1	ROCKFORD
Mar. 1	W (SO)	2-1	at Providence
Mar. 2	OTL	3-4	at Hartford
Mar. 6	L	1-3	LEHIGH VALLEY
Mar. 8	SOL	2-3	HARTFORD
Mar. 9	W (OT)	4-3	SYRACUSE
Mar. 13	W	4-1	at Lehigh Valley
Mar. 16	W (OT)	2-1	PROVIDENCE
Mar. 17	L	2-4	TORONTO
Mar. 19	OTL	0-1	at Hershey
Mar. 22	L	2-3	LEHIGH VALLEY
Mar. 23	W (OT)	5-4	at Lehigh Valley
Mar. 24	W	3-2	SPRINGFIELD
Mar. 27	W	2-0	PROVIDENCE
Mar. 30	L	1-4	SPRINGFIELD
Apr. 2	W	3-1	at Bridgeport
Apr. 5	W	4-0	BINGHAMTON
Apr. 6	L	2-4	at Lehigh Valley
Apr. 7	L	6-10	at Lehigh Valley
Apr. 12	L	1-8	at Utica
Apr. 13	L	2-5	BRIDGEPORT
Apr. 14	W	5-2	BINGHAMTON

# 2019-20

29-26-3-5, 66 PTS\* 6<sup>TH</sup> Atlantic Division\*

## GAMES AND RESULTS\*

PLAYER STATISTICS						
PLAYER	GP	G	A	PTS	+/-	PIM
Riley Barber	7	3	3	6	-5	6
(TOTALS)	46	16	21	37	-17	25
Kevin Roy	35	10	11	21	-14	4
(TOTALS)	58	14	21	35	-14	23
Adam Johnson	48	10	24	34	-6	12
Andrew Agozzino	37	14	19	33	+5	28
David Warsofsky	51	10	23	33	-33	49
Sam Miletic	62	9	23	32	-9	12
Cole Cassels	28	6	13	19	-9	10
(TOTALS)	52	9	18	27	-3	20
Anthony Angello	48	16	9	25	-11	55
Stefan Noesen	22	14	8	22	+8	58
Jordy Bellerive	53	12	10	22	-7	41
Phil Varone	6	0	5	5	-8	6
(TOTALS)	33	4	15	19	-17	14
Thomas Di Pauli	39	8	9	17	-5	24
Pierre-Olivier Joseph	52	3	14	17	+2	32
Jon Lizotte	59	0	17	17	+16	12
Jake Lucchini	53	7	8	15	+1	10
Joseph Blandisi	26	6	8	14	-3	57
Zach Trotman	27	4	10	14	-1	15
John Nyberg	16	0	4	4	-5	10
(TOTALS)	35	2	8	10	-5	23
Kevin Czuczman	38	2	8	10	-2	16
Chase Berger	53	1	9	10	+2	17
Jamie Devane	36	4	5	9	-3	81
Jan Drozg	32	5	3	8	-11	12
Oula Palve	37	1	7	8	-20	22
Niclas Almari	51	1	6	7	-8	18
Ryan Haggerty	23	3	3	6	-7	15
Myles Powell	11	1	3	4	-2	8
Matt Abt	27	1	3	4	-8	28
Macoy Erkamps	36	0	4	4	-8	44
Sam Lafferty	6	3	0	3	+1	10
Joseph Cramarossa	9	2	1	3	-2	16
Ryan Scarfo	12	1	2	3	+2	4
Andreas Martinsen	24	1	2	3	-3	10
(TOTALS)	25	1	2	3	-3	10
Michael Kim	21	0	2	2	-3	10
Kasper Björkqvist	6	1	0	1	-3	2
Justin Almeida	9	1	0	1	-1	0
Brandon Hawkins	6	0	1	1	+1	4
Dustin Tokarski (G)	18	0	1	1	--	0
Reid McNeill	1	0	0	0	E	2
Emil Larmi (G)	9	0	0	0	--	12
Graham Knott	11	0	0	0	-1	7
Christopher Brown	16	0	0	0	-2	6
Casey DeSmith (G)	41	0	0	0	--	2
bench	--	--	--	--	--	10
<b>TOTALS</b>		<b>160</b>	<b>278</b>	<b>438</b>	<b>-162</b>	<b>797</b>
GOALIE STATISTICS						
PLAYER	GP	Min.	W-L-OTL	GAA	SV%	SO
Dustin Tokarski	18	914	9-5-2	1.97	.924	1
Casey DeSmith	41	2359	18-18-2	2.92	.905	3
Emil Larmi	9	524	2-3-4	3.55	.883	0
<b>TOTALS</b>		<b>3799</b>	<b>29-26-8</b>	<b>2.78</b>	<b>.906</b>	<b>4</b>

DATE	RESULT	SCORE	OPPONENT
Oct. 5	W	4-3	at Hershey
Oct. 11	L	1-4	at Lehigh Valley
Oct. 12	L (OT)	3-4	UTICA
Oct. 13	L	1-5	at Hershey
Oct. 16	W	5-3	BINGHAMTON
Oct. 19	W (SO)	3-2	at Bridgeport
Oct. 23	L	1-4	at Binghamton
Oct. 25	L	3-5	SAN ANTONIO
Oct. 26	W (OT)	5-4	SAN ANTONIO
Nov. 1	W (SO)	4-3	at Lehigh Valley
Nov. 2	SOL	3-4	at Springfield
Nov. 6	L	2-4	at Lehigh Valley
Nov. 8	W	2-1	at Utica
Nov. 9	W	2-0	SYRACUSE
Nov. 13	W (SO)	1-0	HERSHEY
Nov. 15	W	4-1	SPRINGFIELD
Nov. 16	W	2-1	LEHIGH VALLEY
Nov. 22	W	4-2	at Springfield
Nov. 23	L	0-1	CHARLOTTE
Nov. 27	W	6-2	LEHIGH VALLEY
Nov. 29	OTL	5-6	at Lehigh Valley
Nov. 30	W	5-2	BRIDGEPORT
Dec. 6	L	3-4	TEXAS
Dec. 7	L	3-5	TEXAS
Dec. 8	OTL	2-3	at Hershey
Dec. 11	L	2-4	at Rochester
Dec. 13	L	0-4	at Cleveland
Dec. 14	W	3-1	at Cleveland
Dec. 18	L	0-6	PROVIDENCE
Dec. 20	W	1-0	PROVIDENCE
Dec. 21	L	0-3	at Bridgeport
Dec. 27	W	4-2	LEHIGH VALLEY
Dec. 28	W	2-1	at Hershey
Dec. 31	SOL	4-5	SPRINGFIELD
Jan. 3	L	2-6	HERSHEY
Jan. 4	L	3-6	SPRINGFIELD
Jan. 8	L	3-6	CHARLOTTE
Jan. 10	SOL	1-2	HERSHEY
Jan. 11	W	0-3	HARTFORD
Jan. 15	L	2-5	at Texas
Jan. 17	SOL	3-4	at Texas
Jan. 18	W (SO)	4-3	at San Antonio
Jan. 21	W (OT)	3-2	at San Antonio
Jan. 24	W	5-4	at Charlotte
Jan. 25	W	4-2	at Charlotte
Jan. 31	W	4-1	LEHIGH VALLEY
Feb. 1	SOL	2-3	BRIDGEPORT
Feb. 5	W	2-1	BINGHAMTON
Feb. 7	L	0-3	HERSHEY
Feb. 8	L	3-5	LEHIGH VALLEY
Feb. 12	W	2-1	at Hartford
Feb. 14	L	2-4	at Providence
Feb. 15	L	2-3	at Bridgeport
Feb. 21	W	2-1	HERSHEY
Feb. 22	W (OT)	4-3	at Hartford
Feb. 23	L	1-2	at Providence
Feb. 26	L	2-6	PROVIDENCE
Feb. 28	L	3-4	at Syracuse
Feb. 29	L	1-5	at Hershey
Mar. 6	L	4-6	at Binghamton
Mar. 7	W	5-2	BRIDGEPORT
Mar. 8	L	0-3	BINGHAMTON
Mar. 11	W (OT)	2-1	at Lehigh Valley
Mar. 13	canceled		at Lehigh Valley
Mar. 14	canceled		at Hershey
Mar. 18	canceled		CLEVELAND
Mar. 20	canceled		CLEVELAND
Mar. 21	canceled		HERSHEY
Mar. 27	canceled		at Binghamton
Mar. 28	canceled		ROCHESTER
Apr. 3	canceled		HARTFORD
Apr. 4	canceled		at Hartford
Apr. 5	canceled		LEHIGH VALLEY
Apr. 8	canceled		at Providence
Apr. 10	canceled		at Springfield
Apr. 11	canceled		HARTFORD

Final 13 games canceled due to COVID-19 pandemic

# 2020-21

**13-13-4-2, 32 PTS\* 5<sup>TH</sup> Atlantic Division\***

## PLAYER STATISTICS

PLAYER	GP	G	A	PTS	+/-	PIM
Josh Currie	24	10	13	23	-8	24
Nick Schilkey	32	7	14	21	-13	6
Drew O'Connnor	20	7	12	19	E	14
Jordy Bellerive	29	10	8	18	-3	49
Tim Schaller	32	10	8	18	-10	14
Cam Lee	31	2	13	15	E	22
Jonathan Gruden	32	6	8	14	+5	13
Félix Robert	27	6	7	13	+1	17
Pierre-Olivier Joseph	23	1	12	13	-14	28
Radim Zohorna	12	3	8	11	E	4
Anthony Angello	12	6	4	10	E	15
Jon Lizotte	32	3	6	9	-7	23
Jan Drozg	30	5	2	7	-1	10
Chase Berger	29	4	3	7	-14	12
Will Reilly	26	3	3	6	-5	25
Kyle Olson	23	2	4	6	+1	15
Sam Miletic	21	2	3	5	-5	4
Justin Almeida	11	2	2	4	-5	0
Frédéric Gaudreau	6	1	3	4	+3	2
Billy Sweezey	22	0	4	4	+2	26
Kevin Czuczman	28	0	4	4	-2	4
Zach Nastasiuk	22	1	2	3	-9	2
Zach Trotman	8	0	2	2	-3	4
Kasper Björkqvist	5	1	0	1	-1	7
Jordan Nolan	2	0	1	1	E	2
Michael Joly	3	0	1	1	-2	2
Dylan MacPherson	10	0	1	1	+3	6
Matt Miller	4	0	0	0	-3	0
Josh Maniscalco	8	0	0	0	+1	4
Luke Stevens	12	0	0	0	-4	4
bench	--	--	--	--	--	6
<b>TOTALS</b>		<b>92</b>	<b>148</b>	<b>240</b>	<b>-93</b>	<b>364</b>

## GOALIE STATISTICS

PLAYER	GP	Min.	W-L-OTL	GAA	SV%	SO
Alex D'Orio	11	661	6-3-1	2.18	.915	0
Max Lagacé	9	548	4-3-2	2.30	.907	0
Brett Brochu	1	60	0-1-0	5.00	.861	0
Shane Starrett	4	218	1-0-2	3.57	.852	0
Emil Larmi	6	270	1-4-1	4.87	.845	0
Tommy Nappier	3	177	1-2-0	4.06	.829	0
<b>TOTALS</b>		<b>1951</b>	<b>13-13-6</b>	<b>3.01</b>	<b>.885</b>	<b>0</b>

## GAMES AND RESULTS\*

DATE	RESULT	SCORE	OPPONENT
Feb. 8	OTL	3-4	BINGHAMTON
Feb. 11	L	2-3	HERSHEY
Feb. 13	W	5-4	at Syracuse
Feb. 20	L	1-3	at Hershey
Feb. 24	W	4-2	HERSHEY
Feb. 26	W	4-2	LEHIGH VALLEY
Feb. 27	W (OT)	5-4	at Lehigh Valley
Mar. 3	SOL	1-2	SYRACUSE
Mar. 6	W	6-3	at Binghamton
Mar. 8	OTL	3-4	LEHIGH VALLEY
Mar. 13	L	0-3	at Syracuse
Mar. 19	L	2-5	SYRACUSE
Mar. 21	OTL	4-5	at Lehigh Valley
Mar. 24	L	3-6	SYRACUSE
Mar. 26	L	1-3	HERSHEY
Mar. 28	L	1-3	at Hershey
Mar. 31	W (OT)	3-2	at Binghamton
Apr. 3	SOL	4-5	at Lehigh Valley
Apr. 10	W (OT)	5-4	BINGHAMTON
Apr. 11	L	0-2	at Hershey
Apr. 16	L	3-6	BINGHAMTON
Apr. 17	L	1-4	at Syracuse
Apr. 24	L	1-3	at Hershey
Apr. 25	W	6-3	HERSHEY
Apr. 28	W (OT)	2-1	LEHIGH VALLEY
Apr. 30	W	3-1	at Binghamton
May 1	OTL	3-4	HERSHEY
May 5	W	6-3	BINGHAMTON
May 8	W	4-1	BINGHAMTON
May 9	L	2-6	at Lehigh Valley
May 15	W (OT)	2-1	at Lehigh Valley
May 16	L	2-5	at Hershey

Shortened season with limited travel due to COVID-19 pandemic



# 2021-22

35-33-4-4, 78 PTS 4<sup>TH</sup> Atlantic Division

## PLAYER STATISTICS

PLAYER	GP	G	A	PTS	+/-	PIM
Alexander Nylander	44	14	16	30	-1	8
(TOTALS)	67	22	20	42	-11	10
Valtteri Puustinen	73	20	22	42	-15	14
Sam Poulin	72	16	21	37	-8	51
Juuso Riikola	53	1	34	35	-10	24
Félix Robert	63	16	18	34	+19	30
Michael Chaput	57	12	21	33	+11	34
Pierre-Oliver Joseph	61	10	23	33	+8	44
Drew O'Connor	33	12	20	32	E	19
Jordy Bellerive	72	8	21	29	+2	112
Filip Hållander	61	14	14	28	-1	22
Jonathan Gruden	75	10	17	27	-3	78
Mitch Reinke	63	3	24	27	+17	6
Radim Zohorna	39	12	9	21	-9	10
Kyle Olson	71	12	9	21	+4	68
Anthony Angello	44	7	12	19	-4	27
Cam Lee	61	1	18	19	-5	71
Nathan Légaré	57	7	9	16	-8	30
Taylor Fedun	44	5	11	16	+12	18
Matt Bartkowski	72	4	12	16	+7	29
Kasper Björkqvist	54	8	4	12	-3	28
Jan Drozg	23	4	6	10	E	8
Chris Bigras	28	3	7	10	-1	12
Sam Houde	19	1	5	6	+4	6
Will Reilly	40	1	4	5	-8	24
Jamie Devane	27	3	1	4	1	35
Patrick Watling	3	1	0	1	+1	0
(TOTALS)	5	1	2	3	E	0
Chris Ortiz	8	1	1	2	E	2
Niclas Almari	13	1	1	2	E	2
Justin Almeida	7	1	0	1	-2	0
Matt Alfaro	3	0	1	1	-2	0
Joel Blomqvist (G)	1	0	0	0	E	0
Matt Foley	1	0	0	0	-1	0
Pascal Laberge	1	0	0	0	E	0
Clayton Phillips	1	0	0	0	E	0
Mark Friedman	2	0	0	0	-1	2
Ty Glover	2	0	0	0	E	0
Matt Jurusik (G)	2	0	0	0	--	0
Dylan MacPherson	2	0	0	0	-1	0
Josh Maniscalco	2	0	0	0	-4	12
Adam Smith	2	0	0	0	-2	0
Corey Andonovski	5	0	0	0	-1	2
Nick Hutchison	5	0	0	0	-6	8
Colin Swoyer	5	0	0	0	-2	2
Filip Lindberg (G)	7	0	0	0	--	0
Louis Domingue (G)	22	0	0	0	--	2
Alex D'Orio (G)	22	0	0	0	--	0
Tommy Nappier (G)	25	0	0	0	--	0
bench	--	--	--	--	--	22
<b>TOTALS</b>	<b>231</b>	<b>383</b>	<b>614</b>	<b>-23</b>	<b>872</b>	

PLAYER	GP	Min.	W-L-OTL	GAA	SV%	SO
Louis Domingue	22	1292	10-9-2	2.41	.924	0
Tommy Nappier	25	1440	13-10-2	2.87	.897	1
Alex D'Orio	22	1277	7-10-4	2.91	.894	1
Matt Jurusik	2	120	1-1-0	2.00	.926	1
Joel Blomqvist	1	59	0-1-0	2.05	.926	0
Filip Lindberg	7	370	4-2-0	2.76	.915	0
<b>TOTALS</b>	<b>4558</b>	<b>35-33-8</b>	<b>2.71</b>	<b>.907</b>	<b>3</b>	

## GAMES AND RESULTS

DATE	RESULT	SCORE	OPPONENT
Oct. 16	W	2-1	LEHIGH VALLEY
Oct. 17	L	1-4	CHARLOTTE
Oct. 22	W (OT)	2-1	HARTFORD
Oct. 24	W (OT)	2-1	at Lehigh Valley
Oct. 27	W	4-2	LEHIGH VALLEY
Oct. 29	SOL	2-3	at Hartford
Oct. 30	W (OT)	4-3	at Springfield
Nov. 3	L	0-4	at Lehigh Valley
Nov. 5	L	2-6	PROVIDENCE
Nov. 6	L	3-4	at Hartford
Nov. 10	L	1-5	ROCHESTER
Nov. 12	W	2-1	CHARLOTTE
Nov. 13	L	0-4	CHARLOTTE
Nov. 19	SOL	4-5	at Springfield
Nov. 20	W	3-1	at Providence
Nov. 23	W (OT)	3-2	at Charlotte
Nov. 24	L	3-4	at Charlotte
Nov. 27	L	1-5	PROVIDENCE
Dec. 11	OTL	2-3	HERSHEY
Dec. 12	W	6-0	SPRINGFIELD
Dec. 14	L	1-4	HERSHEY
Dec. 18	L	3-8	at Hershey
Dec. 27	L	1-4	HERSHEY
Dec. 29	L	1-6	at Hershey
Jan. 7	SOL	5-6	at Utica
Jan. 8	L	0-3	at Hershey
Jan. 9	L	2-3	at Hershey
Jan. 14	L	3-4	LEHIGH VALLEY
Jan. 15	W	5-2	at Lehigh Valley
Jan. 16	W	2-1	HERSHEY
Jan. 19	L	1-3	LEHIGH VALLEY
Jan. 21	W	5-1	TORONTO
Jan. 22	W (OT)	3-2	TORONTO
Jan. 24	W	5-1	CLEVELAND
Jan. 25	L	2-6	at Hershey
Jan. 28	W	4-0	at Cleveland
Jan. 29	W	5-2	at Cleveland
Feb. 2	W (OT)	4-3	SPRINGFIELD
Feb. 4	W	4-3	BRIDGEPORT
Feb. 5	OTL	1-2	PROVIDENCE
Feb. 9	L	1-3	at Rochester
Feb. 11	L	1-2	BELLEVILLE
Feb. 12	W	3-2	at Lehigh Valley
Feb. 15	L	4-5	at Charlotte
Feb. 16	L	1-4	at Charlotte
Feb. 19	W (SO)	3-2	SPRINGFIELD
Feb. 22	W	3-1	at Hershey
Feb. 23	SOL	2-3	LEHIGH VALLEY
Feb. 26	W	5-3	at Bridgeport
Feb. 27	W (OT)	4-3	SYRACUSE
Mar. 4	L	4-5	at Bridgeport
Mar. 5	L	2-4	at Bridgeport
Mar. 6	OTL	4-5	at Providence
Mar. 9	OTL	2-3	CLEVELAND
Mar. 12	W	6-2	LAVAL
Mar. 13	W	4-2	HARTFORD
Mar. 18	L	0-1	SYRACUSE
Mar. 19	W	3-2	UTICA
Mar. 22	W	5-1	at Toronto
Mar. 23	L	1-6	at Toronto
Mar. 25	W	3-1	at Belleville
Mar. 26	L	3-5	at Laval
Mar. 30	W	5-1	HARTFORD
Apr. 1	L	2-4	at Lehigh Valley
Apr. 2	W	9-2	BRIDGEPORT
Apr. 6	W	3-1	LEHIGH VALLEY
Apr. 9	L	0-1	at Syracuse
Apr. 13	L	1-4	CHARLOTTE
Apr. 15	W (OT)	3-2	HERSHEY
Apr. 16	W	6-5	BRIDGEPORT
Apr. 19	W	3-0	HERSHEY
Apr. 22	W	4-1	at Providence
Apr. 23	L	1-3	at Springfield
Apr. 24	L	3-6	at Hartford
Apr. 29	L	1-4	at Syracuse
Apr. 30	L	0-3	at Lehigh Valley

# 2022-23

26-32-8-6, 66 PTS 8<sup>TH</sup> Atlantic Division

## PLAYER STATISTICS

PLAYER	GP	G	A	PTS	+/-	PIM
Valtteri Puustinen	72	24	35	59	-9	22
Drake Caggiula	65	22	31	53	-5	47
Alex Nylander	55	25	25	50	+2	8
Filip Hållander	43	11	22	33	+5	20
Tyler Sikura	71	9	24	33	-12	31
Jonathan Gruden	54	16	15	31	-8	54
Mitch Rienke	52	1	26	27	-15	8
Ty Smith	39	7	17	24	-8	20
Drew O'Connor	20	8	14	22	+9	18
Sam Houde	65	12	8	20	-15	42
Corey Andonovski	62	8	11	19	-12	66
Nathan Légaré	68	8	11	19	-17	76
Xavier Ouellet	29	2	15	17	+9	21
Lukas Svejkovsky	47	3	12	15	-13	8
Ty Glover	49	7	5	12	-1	15
Taylor Fedun	58	3	8	11	-7	22
Colin Swoyer	36	1	10	11	E	14
Jon Lizotte	62	1	9	10	-3	34
Jack St. Ivany	63	0	8	8	-17	33
Raivis Ansons	44	2	4	6	-10	27
Mark Friedman	24	1	5	6	E	19
Kyle Olson	55	1	5	6	-10	55
Justin Addamo	14	5	0	5	-9	10
Peter DiLiberatore	8	2	0	2	-2	8
(TOTALS)	30	2	3	5	-2	8
Sam Poulin	15	4	0	4	-4	6
Josh Maniscalco	27	2	2	4	+4	11
Jamie Devane	28	0	4	0	-6	43
Chris Ortiz	15	0	3	3	-6	2
Jami Krannila	6	1	0	1	-6	0
Dustin Tokarski (G)	36	0	1	1	--	26
Joel Blomqvist (G)	1	0	0	0	--	0
Tommy Nappier (G)	1	0	0	0	--	0
Max Newton	1	0	0	0	-1	0
Brooklyn Kalmikov	3	0	0	0	-2	0
Andrew Nielsen	5	0	0	0	-5	5
Adam Smith	5	0	0	0	-3	2
Jagger Joshua	7	0	0	0	-1	15
Jordan Frasca	8	0	0	0	-3	16
Justin Lee	8	0	0	0	-1	2
Owen Pickering	8	0	0	0	-9	0
Sean Josling	12	0	0	0	-2	40
Filip Lindberg (G)	19	0	0	0	--	0
Taylor Gauthier (G)	20	0	0	0	--	0
bench	--	--	--	--	--	14
<b>TOTALS</b>		<b>186</b>	<b>330</b>	<b>516</b>	<b>-193</b>	<b>860</b>

## GOALIE STATISTICS

PLAYER	GP	Min.	W-L-OTL	GAA	SV%	SO
Dustin Tokarski	36	2118	12-16-7	2.69	.910	1
Tommy Nappier	1	58	0-1-0	2.07	.931	0
Taylor Gauthier	20	1109	8-3-6	2.71	.907	0
Filip Lindberg	19	997	6-11-1	3.13	.896	0
Joel Blomqvist	1	60	0-1-0	4.00	.852	0
<b>TOTALS</b>		<b>4400</b>	<b>26-32-14</b>	<b>2.97</b>	<b>.899</b>	<b>1</b>

## GAMES AND RESULTS

DATE	RESULT	SCORE	OPPONENT
Oct. 15	OTL	2-3	LEHIGH VALLEY
Oct. 17**	L	1-5**	at Utica
Oct. 21	W	2-1	LAVAL
Oct. 22	W (SO)	4-3	at Hartford
Oct. 23	W	2-1	at Providence
Oct. 26	W	5-1	CLEVELAND
Oct. 28	W	3-1	at Lehigh Valley
Oct. 29	W (OT)	2-1	at Hershey
Nov. 5	L	1-2	HERSHEY
Nov. 6	L	3-4	at Hershey
Nov. 11	L	1-3	HARTFORD
Nov. 12	L	2-3	SPRINGFIELD
Nov. 18	W	4-0	HERSHEY
Nov. 19	L	2-4	at Bridgeport
Nov. 21	SOL	4-5	at Charlotte
Nov. 23	W	5-2	at Charlotte
Nov. 25	W (SO)	2-3	LEHIGH VALLEY
Nov. 26	W (SO)	2-3	at Springfield
Nov. 29	SOL	3-4	at Hershey
Dec. 3	L	1-5	BRIDGEPORT
Dec. 4	W	7-3	at Hershey
Dec. 9	W	8-1	CLEVELAND
Dec. 16	W	3-1	HERSHEY
Dec. 17	OTL	1-2	HERSHEY
Dec. 20	L	2-5	at Toronto
Dec. 21	L	1-3	at Belleville
Dec. 27	SOL	1-2	HERSHEY
Dec. 30	L	3-4	PROVIDENCE
Dec. 31	W	4-1	at Lehigh Valley
Jan. 4	W	5-3	CHARLOTTE
Jan. 6	L	2-4	CHARLOTTE
Jan. 7	W (OT)	4-3	HARTFORD
Jan. 11	W (OT)	4-3	at Hershey
Jan. 14	L	1-3	at Charlotte
Jan. 15	W (SO)	3-2	at Charlotte
Jan. 18	L	2-3	SYRACUSE
Jan. 20	L	2-5	LEHIGH VALLEY
Jan. 21	W	3-2	at Bridgeport
Jan. 25	L	2-4	at Rochester
Jan. 27	L	2-4	at Lehigh Valley
Jan. 28	W	3-1	BRIDGEPORT
Feb. 1	L	2-3	SPRINGFIELD
Feb. 3	L	2-4	at Springfield
Feb. 4	L	2-8	at Hartford
Feb. 10	SOL	3-4	at Providence
Feb. 11	L	1-3	PROVIDENCE
Feb. 15	W (OT)	3-2	HERSHEY
Feb. 18	SOL	3-4	at Lehigh Valley
Feb. 19	L	1-2	BRIDGEPORT
Feb. 22	W	4-3	LEHIGH VALLEY
Feb. 24	L	2-3	at Syracuse
Feb. 25	OTL	1-2	BELLEVILLE
Mar. 1	L	3-5	at Hershey
Mar. 4*	OTL	2-3	at Cleveland
Mar. 5	W	6-4	at Cleveland
Mar. 8	L	1-3	TORONTO
Mar. 10	L	1-4	LEHIGH VALLEY
Mar. 11	L	1-4	UTICA
Mar. 17	W (SO)	5-4	ROCHESTER
Mar. 18	OTL	3-4	at Syracuse
Mar. 19	W	5-2	at Lehigh Valley
Mar. 25	OTL	2-3	LEHIGH VALLEY
Mar. 26	L	1-5	HARTFORD
Mar. 29	SOL	3-4	PROVIDENCE
Mar. 31	L	2-4	at Lehigh Valley
Apr. 1	OTL	3-4	SYRACUSE
Apr. 5	L	0-5	CHARLOTTE
Apr. 7	L	1-3	at Providence
Apr. 8	W	8-2	at Bridgeport
Apr. 10	L	0-4	at Laval
Apr. 14	L	0-4	at Hartford
Apr. 15	OTL	4-5	CHARLOTTE

\* = game played outdoors at FirstEnergy Stadium

\*\* = Suspended due to a power outage with 2:43 remaining in 2nd period with Utica leading, 2-1. Game resumed and completed on Jan. 24, 2023

# **PENGUINS PLAYOFF HISTORY**

# CALDER CUP PLAYOFFS YEAR-BY-YEAR RESULTS

## 2000 Did Not Qualify

### 2001 Western Conference Quarterfinals vs. Syracuse (W-B/Scranton wins, 3-2)

April 11	Syracuse	2	@	W-B/Scranton	1 (OT)	L
April 13	Syracuse	2	@	W-B/Scranton	5	W
April 14	W-B/Scranton	5	@	Syracuse	4 (OT)	W
April 16	W-B/Scranton	2	@	Syracuse	3	L
April 18	Syracuse	2	@	W-B/Scranton	6	W

### Western Conference Semifinals vs. Philadelphia (W-B/Scranton wins, 4-2)

April 21	Philadelphia	3	@	W-B/Scranton	4	W
April 23	Philadelphia	2	@	W-B/Scranton	4	W
April 25	W-B/Scranton	3	@	Philadelphia	0	W
April 27	W-B/Scranton	2	@	Philadelphia	8	L
April 28	Philadelphia	3	@	W-B/Scranton	2 (OT)	L
May 1	W-B/Scranton	3	@	Philadelphia	2 (OT)	W

### Western Conference Final vs. Hershey (W-B/Scranton wins, 4-0)

May 5	Hershey	1	@	W-B/Scranton	2 (OT)	W
May 7	Hershey	1	@	W-B/Scranton	2 (2OT)	W
May 9	W-B/Scranton	5	@	Hershey	4 (OT)	W
May 12	W-B/Scranton	3	@	Hershey	1	W

### Calder Cup Final vs. Saint John (Saint John wins, 4-2)

May 17	W-B/Scranton	4	@	Saint John	3	W
May 19	W-B/Scranton	3	@	Saint John	4	L
May 21	Saint John	4	@	W-B/Scranton	1	L
May 23	Saint John	4	@	W-B/Scranton	6	W
May 25	Saint John	4	@	W-B/Scranton	3	L
May 28	W-B/Scranton	0	@	Saint John	1	L

## 2002 Did Not Qualify

### 2003 Western Conference Qualifying Round vs. Utah (W-B/Scranton wins, 2-0)

April 10	Utah	2	@	W-B/Scranton	5	W
April 12	Utah	1	@	W-B/Scranton	2	W

### Western Conference Quarterfinals vs. Grand Rapids (Grand Rapids wins, 3-1)

April 16	W-B/Scranton	1	@	Grand Rapids	3	L
April 18	W-B/Scranton	1	@	Grand Rapids	2	L
April 19	Grand Rapids	2	@	W-B/Scranton	6	W
April 21	Grand Rapids	3	@	W-B/Scranton	2	L

**2004 East Division Semifinals vs. Bridgeport (W-B/Scranton wins, 4-3)**

April 15	W-B/Scranton	4	@	Bridgeport	5 (OT)	L
April 17	W-B/Scranton	4	@	Bridgeport	5 (OT)	L
April 18	Bridgeport	2	@	W-B/Scranton	3 (OT)	W
April 20	Bridgeport	4	@	W-B/Scranton	2	L
April 22	W-B/Scranton	2	@	Bridgeport	1 (OT)	W
April 23	Bridgeport	0	@	W-B/Scranton	5	W
April 25	W-B/Scranton	3	@	Bridgeport	2 (OT)	W

**East Division Final vs. Philadelphia (W-B/Scranton wins, 4-2)**

May 5	W-B/Scranton	5	@	Philadelphia	4	W
May 7	W-B/Scranton	2	@	Philadelphia	3 (OT)	L
May 8	Philadelphia	0	@	W-B/Scranton	3	W
May 10	Philadelphia	0	@	W-B/Scranton	2	W
May 12	W-B/Scranton	2	@	Philadelphia	4	L
May 14	Philadelphia	1	@	W-B/Scranton	3	W

**Eastern Conference Final vs. Hartford (W-B/Scranton wins, 4-3)**

May 18	Hartford	1	@	W-B/Scranton	3	W
May 20	Hartford	3	@	W-B/Scranton	2 (OT)	L
May 22	W-B/Scranton	2	@	Hartford	3	L
May 23	W-B/Scranton	5	@	Hartford	4	W
May 25	W-B/Scranton	4	@	Hartford	3 (OT)	W
May 28	Hartford	4	@	W-B/Scranton	1	L
May 29	W-B/Scranton	2	@	Hartford	1 (OT)	W

**Calder Cup Final vs. Milwaukee (Milwaukee wins, 4-0)**

June 1	W-B/Scranton	1	@	Milwaukee	2 (OT)	L
June 2	W-B/Scranton	4	@	Milwaukee	8	L
June 4	Milwaukee	2	@	W-B/Scranton	1 (OT)	L
June 6	Milwaukee	7	@	W-B/Scranton	2	L

**2005 East Division Semifinals vs. Binghamton (W-B/Scranton wins, 4-2)**

April 22	W-B/Scranton	2	@	Binghamton	5	L
April 23	W-B/Scranton	2	@	Binghamton	4	L
April 25	Binghamton	2	@	W-B/Scranton	3 (3OT)	W
April 27	Binghamton	0	@	W-B/Scranton	2	W
April 29	W-B/Scranton	3	@	Binghamton	2	W
May 1	Binghamton	1	@	W-B/Scranton	2	W

**East Division Final vs. Philadelphia (Philadelphia wins, 4-1)**

May 4	W-B/Scranton	1	@	Philadelphia	4	L
May 6	W-B/Scranton	1	@	Philadelphia	4	L
May 7	Philadelphia	1	@	W-B/Scranton	3	W
May 10	Philadelphia	5	@	W-B/Scranton	3	L
May 13	W-B/Scranton	4	@	Philadelphia	7	L

**2006 East Division Semifinals vs. Bridgeport (W-B/Scranton wins, 4-3)**

April 20	Bridgeport	2	@	W-B/Scranton	1	L
April 22	Bridgeport	3	@	W-B/Scranton	2	L
April 23	W-B/Scranton	3	@	Bridgeport	2 (OT)	W
April 25	W-B/Scranton	1	@	Bridgeport	0	W
April 26	Bridgeport	3	@	W-B/Scranton	2 (OT)	L
April 28	W-B/Scranton	3	@	Bridgeport	2 (OT)	W
April 29	Bridgeport	4	@	W-B/Scranton	5	W

**East Division Final vs. Hershey (Hershey wins, 4-0)**

May 4	Hershey	5	@	W-B/Scranton	4	L
May 6	Hershey	5	@	W-B/Scranton	0	L
May 7	W-B/Scranton	1	@	Hershey	4	L
May 9	W-B/Scranton	0	@	Hershey	1	L

**2007 East Division Semifinals vs. Norfolk (W-B/Scranton wins, 4-2)**

April 20	Norfolk	5	@	W-B/Scranton	2	L
April 21	Norfolk	2	@	W-B/Scranton	5	W
April 23	W-B/Scranton	3	@	Norfolk	2 (OT)	W
April 25	W-B/Scranton	1	@	Norfolk	4	L
April 27	W-B/Scranton	8	@	Norfolk	1	W
April 29	Norfolk	2	@	W-B/Scranton	3	W

**East Division Final vs. Hershey (Hershey wins, 4-1)**

May 2	W-B/Scranton	3	@	Hershey	4	L
May 4	W-B/Scranton	3	@	Hershey	4 (2OT)	L
May 5	Hershey	2	@	W-B/Scranton	0	L
May 9	Hershey	2	@	W-B/Scranton	3 (OT)	W
May 11	W-B/Scranton	6	@	Hershey	7 (OT)	L

**2008 East Division Semifinals vs. Hershey (W-B/Scranton wins, 4-1)**

April 16	W-B/Scranton	2	@	Hershey	1 (OT)	W
April 19	Hershey	2	@	W-B/Scranton	6	W
April 20	Hershey	1	@	W-B/Scranton	5	W
April 23	W-B/Scranton	2	@	Hershey	3 (OT)	L
April 25	Hershey	3	@	W-B/Scranton	7	W

**East Division Final vs. Philadelphia (W-B/Scranton wins, 4-1)**

May 1	Philadelphia	5	@	W-B/Scranton	2	L
May 3	Philadelphia	4	@	W-B/Scranton	5 (OT)	W
May 5	W-B/Scranton	3	@	Philadelphia	2	W
May 7	W-B/Scranton	8	@	Philadelphia	4	W
May 9	Philadelphia	1	@	W-B/Scranton	3	W

**Eastern Conference Final vs. Portland (W-B/Scranton wins, 4-3)**

May 14	Portland	0	@	W-B/Scranton	2	W
May 15	Portland	3	@	W-B/Scranton	2	L
May 18	W-B/Scranton	2	@	Portland	5	L
May 20	W-B/Scranton	4	@	Portland	3	W
May 21	W-B/Scranton	1	@	Portland	2	L
May 23	Portland	3	@	W-B/Scranton	4 (OT)	W
May 24	Portland	2	@	W-B/Scranton	3	W

**Calder Cup Final vs. Chicago (Chicago wins, 4-2)**

May 29	W-B/Scranton	4	@	Chicago	5	L
June 1	W-B/Scranton	2	@	Chicago	4	L
June 4	Chicago	6	@	W-B/Scranton	1	L
June 6	Chicago	2	@	W-B/Scranton	3	W
June 7	Chicago	1	@	W-B/Scranton	5	W
June 10	W-B/Scranton	2	@	Chicago	5	L

**2009 East Division Semifinals vs. Bridgeport (W-B/Scranton wins, 4-1)**

April 17	W-B/Scranton	3	@	Bridgeport	2	W
April 18	W-B/Scranton	5	@	Bridgeport	4 (OT)	W
April 19	Bridgeport	5	@	W-B/Scranton	4 (OT)	L
April 22	W-B/Scranton	2	@	Bridgeport	1	W
April 24	Bridgeport	2	@	W-B/Scranton	4	W

**East Division Final vs. Hershey (Hershey wins, 4-3)**

May 2	W-B/Scranton	3	@	Hershey	5	L
May 3	W-B/Scranton	1	@	Hershey	3	L
May 6	Hershey	2	@	W-B/Scranton	3 (OT)	W
May 8	Hershey	3	@	W-B/Scranton	6	W
May 9	Hershey	1	@	W-B/Scranton	4	W
May 10	W-B/Scranton	0	@	Hershey	3	L
May 12	W-B/Scranton	0	@	Hershey	3	L

**2010 East Division Semifinals vs. Albany (Albany wins, 4-0)**

April 14	W-B/Scranton	3	@	Albany	4	L
April 16	W-B/Scranton	2	@	Albany	5	L
April 18	Albany	2	@	W-B/Scranton	1	L
April 19	Albany	5	@	W-B/Scranton	3	L

**2011 East Division Semifinals vs. Norfolk (W-B/Scranton wins, 4-2)**

April 15	Norfolk	2	@	W-B/Scranton	1	L
April 16	Norfolk	2	@	W-B/Scranton	0	L
April 19	W-B/Scranton	2	@	Norfolk	1	W
April 20	W-B/Scranton	4	@	Norfolk	2	W
April 22	W-B/Scranton	2	@	Norfolk	1	W
April 23	Norfolk	3	@	W-B/Scranton	6	W

**East Division Final vs. Charlotte (Charlotte wins, 4-2)**

April 28	Charlotte	3	@	W-B/Scranton	2	L
April 30	Charlotte	0	@	W-B/Scranton	3	W
May 2	W-B/Scranton	1	@	Charlotte	2 (OT)	L
May 4	W-B/Scranton	0	@	Charlotte	1	L
May 6	W-B/Scranton	1	@	Charlotte	0	W
May 7	Charlotte	4	@	W-B/Scranton	3	L

**2012 Eastern Conference Quarterfinals vs. Hershey (W-B/Scranton wins, 3-2)**

April 20	Hershey	1	@	W-B/Scranton	3	W
April 21	Hershey	2	@	W-B/Scranton	7	W
April 25	W-B/Scranton	3	@	Hershey	4 (OT)	L
April 27	W-B/Scranton	1	@	Hershey	4	L
April 28	Hershey	1	@	W-B/Scranton	2	W

**Eastern Conference Semifinals vs. St. John's (St. John's wins, 4-3)**

May 1	W-B/Scranton	1	@	St. John's	3	L
May 2	W-B/Scranton	3	@	St. John's	1	W
May 5	St. John's	2	@	W-B/Scranton	1 (OT)	L
May 6	St. John's	3	@	W-B/Scranton	2 (OT)	L
May 8	St. John's	2	@	W-B/Scranton	3 (2OT)	W
May 11	W-B/Scranton	4	@	St. John's	2	W
May 12	W-B/Scranton	2	@	St. John's	3	L

**2013 Eastern Conference Quarterfinals vs. Binghamton (W-B/Scranton wins, 3-0)**

April 27	W-B/Scranton	3	@	Binghamton	2 (OT)	W
April 28	W-B/Scranton	3	@	Binghamton	2	W
May 2	Binghamton	2	@	W-B/Scranton	3	W

**Eastern Conference Semifinals vs. Providence (W-B/Scranton wins, 4-3)**

May 10	W-B/Scranton	5	@	Providence	8	L
May 11	W-B/Scranton	2	@	Providence	4	L
May 15	Providence	2	@	W-B/Scranton	1 (OT)	L
May 17	Providence	1	@	W-B/Scranton	3	W
May 18	Providence	0	@	W-B/Scranton	4	W
May 20	W-B/Scranton	2	@	Providence	1 (OT)	W
May 22	W-B/Scranton	5	@	Providence	0	W

**Eastern Conference Final vs. Syracuse (Syracuse wins, 4-1)**

May 25	W-B/Scranton	4	@	Syracuse	2	W
May 26	W-B/Scranton	2	@	Syracuse	3	L
May 29	Syracuse	2	@	W-B/Scranton	0	L
May 31	Syracuse	4	@	W-B/Scranton	2	L
June 1	W-B/Scranton	0	@	Syracuse	7	L

**2014 Eastern Conference Quarterfinals vs. Binghamton (W-B/Scranton wins, 3-1)**

April 25	W-B/Scranton	3	@	Binghamton	2 (OT)	W
April 26	W-B/Scranton	3	@	Binghamton	4 (OT)	L
April 30	Binghamton	2	@	W-B/Scranton	3 (OT)	W
May 2	Binghamton	1	@	W-B/Scranton	5	W

**Eastern Conference Semifinals vs. Providence (W-B/Scranton wins, 4-3)**

May 9	Providence	4	@	W-B/Scranton	0	L
May 10	Providence	1	@	W-B/Scranton	6	W
May 14	W-B/Scranton	5	@	Providence	4 (2OT)	W
May 16	W-B/Scranton	2	@	Providence	3 (OT)	L
May 17	W-B/Scranton	3	@	Providence	2	W
May 19	Providence	4	@	W-B/Scranton	1	L
May 21	Providence	4	@	W-B/Scranton	5	W

**Eastern Conference Final vs. St. John's (St. John's wins, 4-2)**

May 24	W-B/Scranton	3	@	St. John's	2	W
May 25	W-B/Scranton	1	@	St. John's	2	L
May 28	St. John's	5	@	W-B/Scranton	0	L
May 29	St. John's	2	@	W-B/Scranton	1	L
May 31	St. John's	2	@	W-B/Scranton	4	W
June 3	W-B/Scranton	0	@	St. John's	5	L

**2015 Eastern Conference Quarterfinals vs. Syracuse (W-B/Scranton wins, 3-0)**

April 24	Syracuse	1	@	W-B/Scranton	5	W
April 25	Syracuse	0	@	W-B/Scranton	4	W
April 29	W-B/Scranton	5	@	Syracuse	2	W

**Eastern Conference Semifinals vs. Manchester (Manchester wins, 4-1)**

May 6	W-B/Scranton	3	@	Manchester	4 (3OT)	L
May 7	W-B/Scranton	2	@	Manchester	5	L
May 9	Manchester	1	@	W-B/Scranton	2	W
May 11	Manchester	5	@	W-B/Scranton	2	L
May 12	Manchester	2	@	W-B/Scranton	1	L



**2016 Atlantic Division Semifinals vs. Providence (W-B/Scranton wins, 3-0)**

April 20	Providence	2	@	W-B/Scranton	3 (OT)	W
April 21	Providence	3	@	W-B/Scranton	4 (OT)	W
April 23	W-B/Scranton	5	@	Providence	4 (2OT)	W

**Atlantic Division Final vs. Hershey (Hershey wins, 4-3)**

May 4	W-B/Scranton	4	@	Hershey	0	W
May 6	W-B/Scranton	0	@	Hershey	2	L
May 7	Hershey	5	@	W-B/Scranton	2	L
May 9	Hershey	1	@	W-B/Scranton	2	W (OT)
May 11	W-B/Scranton	3	@	Hershey	5	L
May 13	Hershey	2	@	W-B/Scranton	6	W
May 15	W-B/Scranton	2	@	Hershey	3	L (OT)

**2017 Atlantic Division Semifinals vs. Providence (Providence wins, 3-2)**

April 21	W-B/Scranton	1	@	Providence	2	L
April 23	W-B/Scranton	6	@	Providence	5	W (OT)
April 27	Providence	1	@	W-B/Scranton	2	W
April 28	Providence	4	@	W-B/Scranton	2	L
April 30	Providence	2	@	W-B/Scranton	1	L

**2018 Atlantic Division Semifinals vs. Charlotte (Charlotte wins, 3-0)**

April 20	W-B/Scranton	2	@	Charlotte	3 (OT)	L
April 21	W-B/Scranton	1	@	Charlotte	4	L
April 26	Charlotte	7	@	W-B/Scranton	3	L

**2019 Did Not Qualify****2020 Playoffs not held, Calder Cup not awarded due to COVID-19 pandemic****2021 Playoffs not held, Calder Cup not awarded due to COVID-19 pandemic****2022 Atlantic Division First Round vs. Hershey (W-B/Scranton wins, 2-1)**

May 6	Hershey	0	@	W-B/Scranton	3	W
May 8	W-B/Scranton	1	@	Hershey	2	L
May 9	Hershey	3	@	W-B/Scranton	4 (OT)	W

**Atlantic Division Semifinals vs. Springfield (Springfield wins, 3-0)**

May 11	W-B/Scranton	1	@	Springfield	4	L
May 12	W-B/Scranton	2	@	Springfield	6	L
May 15	Springfield	7	@	W-B/Scranton	6	L

**2023 Did Not Qualify**

# VS. OPPONENTS POSTSEASON RECORD

OPPONENT	SERIES	W	L	GP	W	L	GF	GA	OT	LAST SERIES
Hershey	8	4	4	40	20	20	114	107	8-5	2022 ADFR – Won, 2-1
Philadelphia	4	3	1	22	13	9	68	67	2-2	2006 EDS – Won 4-3
Providence	4	3	1	22	13	9	68	61	6-2	2017 ADSF – Lost, 3-2
Bridgeport	3	3	0	19	12	7	58	49	6-4	2009 EDS – Won 4-1
Binghamton	3	3	0	13	10	3	37	29	4-1	2014 ECQ – Won 3-1
Syracuse	3	2	1	13	7	6	41	34	1-1	2015 ECQF – Won 3-0
Norfolk	2	2	0	12	8	4	37	27	1-0	2011 EDS – Won 4-2
St. John's	2	0	2	13	5	8	25	34	1-2	2014 ECF – Lost 4-2
Albany	1	0	1	4	0	4	9	16	-	2010 EDS – Lost 4-0
Charlotte	2	0	2	9	2	7	16	24	0-1	2018 ADSF – Lost 3-0
Chicago	1	0	1	6	2	4	17	23	-	2008 CCF – Lost 4-2
Grand Rapids	1	0	1	4	1	3	10	10	-	2003 WCQ – Lost 3-1
Hartford	1	1	0	7	4	3	19	19	2-1	2004 ECF – Won 4-3
Manchester	1	0	1	5	1	4	10	17	0-1	2015 ECSF – Lost 4-1
Milwaukee	1	0	1	4	0	4	8	19	0-2	2004 CCF – Lost 4-0
Portland	1	1	0	7	4	3	18	18	1-0	2008 ECF – Won 4-3
Springfield	1	0	1	3	0	3	9	17	-	2022 ADSF – Lost, 3-0
Utah	1	1	0	2	2	0	7	3	-	2003 WCM – Won 2-0
<b>TOTALS</b>	<b>40</b>	<b>23</b>	<b>18</b>	<b>211</b>	<b>106</b>	<b>105</b>	<b>592</b>	<b>593</b>	<b>32-23</b>	

# HOME/ROAD VS. OPPONENTS POSTSEASON RECORD

OPPONENT	HOME						ROAD					
	GP	W	L	GF	GA	OT	GP	W	L	GF	GA	OT
Albany	2	0	2	4	7	-	2	0	2	5	9	-
Binghamton	6	6	0	18	8	2-0	7	4	3	19	21	2-1
Bridgeport	9	4	5	28	25	1-2	10	8	2	30	24	5-2
Charlotte	4	1	3	11	14	-	5	1	4	5	10	0-2
Chicago	3	2	1	9	9	-	3	0	3	8	14	
Grand Rapids	2	1	1	8	5	-	2	0	2	2	5	-
Hartford	3	1	2	6	8	0-1	4	3	1	13	11	2-0
Hershey	20	16	4	71	43	6-0	20	4	16	43	63	2-5
Manchester	3	1	2	5	8	-	2	0	2	5	9	0-1
Milwaukee	2	0	2	3	9	0-1	2	0	2	5	10	0-1
Norfolk	6	3	3	17	16	-	6	5	1	20	11	1-0
Philadelphia	11	8	3	34	25	1-1	11	5	6	34	42	1-1
Portland	4	3	1	11	8	1-0	3	1	2	7	10	-
Providence	12	7	5	32	28	2-1	10	6	4	36	33	4-1
Saint John	3	1	2	10	12	-	3	1	2	7	8	-
Springfield	1	0	1	6	7	-	2	0	2	3	10	-
St. John's	6	2	4	11	16	1-2	7	4	4	19	20	-
Syracuse	7	4	3	23	13	0-1	6	2	3	13	19	1-0
Utah	2	2	0	7	3	-	-	-	-	-	-	-
<b>TOTALS</b>	<b>106</b>	<b>62</b>	<b>44</b>	<b>314</b>	<b>264</b>	<b>14-9</b>	<b>105</b>	<b>44</b>	<b>61</b>	<b>274</b>	<b>329</b>	<b>18-14</b>

# COACHES POSTSEASON RECORDS

COACH	No. of Series	Series Record	Total Games	Games Record	Win%
Glenn Patrick	6	4-2	27	16-11	.593
Todd Richards	6	4-2	34	19-15	.559
John Hynes	12	7-5	64	33-31	.515
Michel Therrien	6	4-2	35	17-18	.486
Clark Donatelli	4	1-3	18	8-10	.444
Todd Reirden	3	1-2	16	7-9	.437
Joe Mullen	2	1-1	11	4-7	.364
J.D. Forrest	2	1-1	6	2-4	.333
<b>TOTALS</b>	<b>41</b>	<b>23-18</b>	<b>211</b>	<b>106-105</b>	<b>.502</b>

# TEAM RECORDS BY GAME

	OVERALL	HOME	ROAD	ROUND 1	ROUND 2	ROUND 3	FINAL
Game One	18-23	9-8	9-15	8-10	3-11	5-0	1-2
Game Two	16-25	12-5	4-20	9-9	5-9	1-4	0-3
Game Three	22-17	12-20	10-5	14-4	7-7	1-4	0-3
Game Four	16-18	9-10	7-8	5-8	6-7	3-2	2-1
Game Five	17-11	10-5	7-6	8-2	6-6	2-2	1-1
Game Six	11-7	7-3	4-4	5-0	5-3	1-2	0-2
Game Seven	6-3	3-0	3-3	2-0	2-3	2-0	0-0
<b>TOTALS</b>	<b>106-105</b>	<b>62-44</b>	<b>45-61</b>	<b>51-33</b>	<b>33-46</b>	<b>15-14</b>	<b>4-12</b>
Clinching Games	23-15	16-4	7-11	14-7	7-9	3-1	0-0
Elimination Games	25-17	17-7	8-10	9-5	10-9	4-2	2-3

# TEAM RECORDS BY SERIES

	SERIES PLAYED	W-L		SERIES PLAYED	W-L
Record in Two-Game Series	1	1-0	Best-of-Three Series	2	2-0
Record in Three-Game Series	6	4-2	Best-of-Five Series	10	6-4
Record in Four-Game Series	6	2-4	Best-of-Seven Series	29	16-13
Record in Five-Game Series	10	5-5			
Record in Six-Game Series	9	5-4			
Record in Seven-Game Series	9	6-3			

# MISCELLANEOUS TEAM RECORDS

Years in the Playoffs	<b>17</b>	2001, 2003-2018
Consecutive Years in the Playoffs	<b>16</b>	2003-2018
Most Consecutive Wins	<b>6</b>	May 1, 2001 – May 17, 2001
Most Consecutive Home Wins	<b>5</b>	April 18, 2004 – May 18, 2004
Most Consecutive Road Wins	<b>4</b>	May 1, 2001 – May 17, 2001
Most Overtime Games in One Playoffs	<b>11</b>	2004
Longest Game	<b>112:26</b>	April 25, 2005 vs. Binghamton (WBS win)

# PLAYOFF OVERTIME GAMES

Penguins' Record: 32-23

Date	Player	Time	Opponent	Game#	Score	Winner
4/11/01	Chris Nielsen	66:52	SYRACUSE	1	1-2	Syracuse
<b>4/14/01</b>	<b>Alexandre Mathieu</b>	<b>77:03</b>	<b>at Syracuse</b>	<b>3</b>	<b>5-4</b>	<b>WBS</b>
4/28/01	Michel Picard	68:58	PHILADELPHIA	5	2-3	Philadelphia^
<b>5/1/01</b>	<b>Milan Kraft</b>	<b>72:49</b>	<b>at Philadelphia</b>	<b>6</b>	<b>3-2</b>	<b>WBS*</b>
<b>5/5/01</b>	<b>Billy Tibbetts</b>	<b>64:04</b>	<b>HERSHEY</b>	<b>1</b>	<b>2-1</b>	<b>WBS</b>
<b>5/7/01</b>	<b>Alexandre Mathieu</b>	<b>95:43</b>	<b>HERSHEY</b>	<b>2</b>	<b>2-1</b>	<b>WBS</b>
<b>5/9/01</b>	<b>Michal Rozsival</b>	<b>65:02</b>	<b>at Hershey</b>	<b>3</b>	<b>5-4</b>	<b>WBS</b>
4/15/04	Derek Bekar	71:11	at Bridgeport	1	4-5	Bridgeport
4/17/04	Brandon Smith	61:27	at Bridgeport	2	4-5	Bridgeport
<b>4/18/04</b>	<b>Éric Meloche</b>	<b>63:08</b>	<b>BRIDGEPORT</b>	<b>3</b>	<b>3-2</b>	<b>WBS</b>
<b>4/22/04</b>	<b>Tomáš Surový</b>	<b>74:33</b>	<b>at Bridgeport</b>	<b>5</b>	<b>2-1</b>	<b>WBS^</b>
<b>4/25/04</b>	<b>Konstantin Koltsov</b>	<b>71:44</b>	<b>at Bridgeport</b>	<b>7</b>	<b>3-2</b>	<b>WBS*^</b>
5/7/04	Jeff Carter	65:20	at Philadelphia	2	2-3	Philadelphia
5/20/04	Bryce Lampman	65:16	HARTFORD	2	2-3	Hartford
<b>5/25/04</b>	<b>Shane Endicott</b>	<b>60:32</b>	<b>at Hartford</b>	<b>5</b>	<b>4-3</b>	<b>WBS</b>
<b>5/29/04</b>	<b>Matt Murley</b>	<b>73:21</b>	<b>at Hartford</b>	<b>7</b>	<b>2-1</b>	<b>WBS*^</b>
6/1/04	Mathieu Darche	73:01	at Milwaukee	1	1-2	Milwaukee
6/4/04	Darren Haydar	68:54	MILWAUKEE	3	1-2	Milwaukee
<b>4/25/05</b>	<b>Colby Armstrong</b>	<b>112:26</b>	<b>BINGHAMTON</b>	<b>3</b>	<b>3-2</b>	<b>WBS</b>
<b>4/23/06</b>	<b>Matt Hussey</b>	<b>61:12</b>	<b>at Bridgeport</b>	<b>3</b>	<b>3-2</b>	<b>WBS</b>
4/26/06	Masi Marjamäki	62:11	BRIDGEPORT	5	3-2	Bridgeport
<b>4/28/06</b>	<b>Ryan Stone</b>	<b>73:39</b>	<b>at Bridgeport</b>	<b>6</b>	<b>3-2</b>	<b>WBS^</b>
<b>4/21/07</b>	<b>Jonathan Filewich</b>	<b>67:03</b>	<b>NORFOLK</b>	<b>3</b>	<b>3-2</b>	<b>WBS</b>
5/4/07	Alexandre Giroux	85:57	at Hershey	2	4-3	Hershey
<b>5/9/07</b>	<b>Kurtis McLean</b>	<b>60:35</b>	<b>HERSHEY</b>	<b>4</b>	<b>3-2</b>	<b>WBS^</b>
5/11/07	Alexandre Giroux	64:58	at Hershey	5	7-6	Hershey*
<b>4/16/08</b>	<b>Chris Minard</b>	<b>64:52</b>	<b>at Hershey</b>	<b>1</b>	<b>2-1</b>	<b>WBS</b>
4/23/08	Alexandre Giroux	60:20	at Hershey	4	3-2	Hershey^
<b>5/3/08</b>	<b>Chris Minard</b>	<b>62:07</b>	<b>PHILADELPHIA</b>	<b>2</b>	<b>5-4</b>	<b>WBS</b>
<b>5/23/08</b>	<b>Connor James</b>	<b>60:20</b>	<b>PORTLAND</b>	<b>6</b>	<b>4-3</b>	<b>WBS^</b>
<b>4/18/09</b>	<b>Chris Minard</b>	<b>64:54</b>	<b>at Bridgeport</b>	<b>2</b>	<b>5-4</b>	<b>WBS</b>
4/19/09	Sean Bentivoglio	69:48	BRIDGEPORT	3	5-4	Bridgeport
<b>5/6/09</b>	<b>Mark Letestu</b>	<b>64:48</b>	<b>HERSHEY</b>	<b>3</b>	<b>3-2</b>	<b>WBS</b>
5/2/11	Brent Sutter	65:40	CHARLOTTE	3	2-1	Charlotte
4/25/12	Ryan Potulny	62:57	at Hershey	3	4-3	Hershey
5/5/12	Brock Trotter	70:02	ST. JOHN'S	3	2-1	St. John's
5/6/12	Ben Maxwell	60:27	ST. JOHN'S	4	3-2	St. John's
<b>5/8/12</b>	<b>Simon Després</b>	<b>92:08</b>	<b>ST. JOHN'S</b>	<b>5</b>	<b>3-2</b>	<b>WBS^</b>
<b>4/27/13</b>	<b>Chad Kolarik</b>	<b>68:18</b>	<b>at Binghamton</b>	<b>1</b>	<b>3-2</b>	<b>WBS</b>
5/15/13	Carter Camper	60:31	PROVIDENCE	3	2-1	Providence
<b>5/20/13</b>	<b>Trevor Smith</b>	<b>63:26</b>	<b>at Providence</b>	<b>6</b>	<b>2-1</b>	<b>WBS^</b>
<b>4/25/14</b>	<b>Anton Zlobin</b>	<b>68:40</b>	<b>at Binghamton</b>	<b>1</b>	<b>3-2</b>	<b>WBS</b>
4/26/14	Stéphane Da Costa	71:07	at Binghamton	2	4-3	Binghamton
<b>4/30/14</b>	<b>Chuck Kobasew</b>	<b>67:32</b>	<b>BINGHAMTON</b>	<b>3</b>	<b>3-2</b>	<b>WBS</b>
<b>5/14/14</b>	<b>Simon Després</b>	<b>86:32</b>	<b>at Providence</b>	<b>3</b>	<b>5-4</b>	<b>WBS</b>

\* = Clinched Series

^ = Staved off Elimination

continued on next page...

Overtime Games continued...

Date	Player	Time	Opponent	Game#	Score	Winner
5/16/14	Cory Kane	66:31	at Providence	4	3-2	Providence
5/6/15	Zach O'Brien	104:13	at Manchester	1	4-3	Manchester
4/20/16	Carter Rowney	61:09	PROVIDENCE	1	3-2	WBS
4/21/16	Daniel Sprong	65:13	PROVIDENCE	2	4-3	WBS
4/23/16	Jake Guentzel	93:52	at Providence	3	5-4	WBS*
5/9/16	Kael Mouillierat	62:31	HERSHEY	4	2-1	WBS
5/15/16	Travis Boyd	70:57	at Hershey	7	3-2	Hershey*^
4/23/17	Derrick Pouliot	67:49	at Providence	2	6-5	WBS
4/20/18	Lucas Wallmark	63:18	at Charlotte	1	3-2	Charlotte
5/9/22	Alex Nylander	68:22	Hershey	3	4-3	WBS*^

\* = Clinched Series

^ = Staved off Elimination



# SHUTOUTS

## For W-B/Scranton (14)

Date	Goaltender	Score	Opponent	Saves
4/25/01	Rich Parent	3-0	PHILADELPHIA	25
4/23/04	Andy Chiodo	5-0	BRIDGEPORT	23
5/8/04	Andy Chiodo	3-0	PHILADELPHIA	18
5/10/04	Andy Chiodo	2-0	PHILADELPHIA	32
4/27/05	Andy Chiodo	2-0	BINGHAMTON	23
4/25/06	Dany Sabourin	1-0	at Bridgeport	33
5/14/08	John Curry	2-0	PORTLAND	19
4/30/12	Brad Thiessen	3-0	CHARLOTTE	34
5/6/12	Brad Thiessen	1-0	at Charlotte	23
5/18/13	Brad Thiessen	4-0	PROVIDENCE	30
5/22/13	Brad Thiessen	5-0	PROVIDENCE	34
4/25/15	Matt Murray	4-0	SYRACUSE	27
5/4/16	Casey DeSmith	4-0	at Hershey	33
5/6/22	Tommy Nappier	3-0	Hershey	23

## For Opponents (13)

Date	Goaltender	Score	Opponent	Saves
5/28/01	Mathieu Brochu	1-0	SAINT JOHN	18
5/6/06	Frédéric Cassivi	5-0	HERSHEY	19
5/9/06	Frédéric Cassivi	1-0	at Hershey	27
5/5/07	Frédéric Cassivi	2-0	HERSHEY	19
5/10/09	Michal Neuvirth	3-0	at Hershey	30
5/12/09	Michal Neuvirth	3-0	at Hershey	24
4/16/11	Dustin Tokarski	2-0	NORFOLK	27
5/4/11	Mike Murphy	1-0	at Charlotte	44
5/29/13	Cédric Desjardins	2-0	SYRACUSE	22
5/9/14	Niklas Svedberg	4-0	PROVIDENCE	20
5/28/14	Michael Hutchinson	5-0	ST. JOHN'S	30
6/3/14	Michael Hutchinson	5-0	ST. JOHN'S	34
5/6/16	Justin Peters	2-0	at Hershey	27

# HAT TRICKS

## For W-B/Scranton (2)

Date	Player	Opponent	Goaltender(s)
4/14/10	Nick Johnson	at Albany	Justin Peters
4/23/11	Steve Wagner	NORFOLK	Dustin Tokarski

## For Opponents (4)

Date	Player	Opponent	Goaltender(s)
4/27/01	Mark Greig	PHILADELPHIA	Rich Parent
5/11/07	Scott Barney	HERSHEY	Nolan Schaefer
6/10/08	Jason Krog	CHICAGO	John Curry
5/11/15	Jordan Weal	MANCHESTER	Matt Murray Jeff Zatkoff

# PENALTY SHOTS

## For W-B/Scranton (7)

Date	Player	Opponent	Goaltender	Result
4/19/08	Nathan Smith	HERSHEY	Frédéric Cassivi	Save
4/16/10	Dustin Jeffrey	at Albany	Justin Peters	Save
4/23/11	Joe Vitale	NORFOLK	Dustin Tokarski	Save
4/21/12	Ben Street	HERSHEY	Dany Sabourin	GOAL
5/10/13	Chad Kolarik	at Providence	Niklas Svedberg	GOAL
5/2/14	Bryan Rust	BINGHAMTON	Andrew Hammond	Save
5/4/16	Jake Guentzel	at Hershey	Justin Peters	Save

## For Opponent (6)

Date	Player	Opponent	Goaltender	Result
4/13/01	Brad Moran	SYRACUSE	Rich Parent	Goal
5/29/08	Steve Martins	at Chicago	John Curry	SAVE
5/2/09	Oskar Osala	at Hershey	John Curry	SAVE
5/1/12	Jason King	at St. John's	Brad Thiessen	SAVE
5/16/14	Nick Johnson	at Providence	Peter Mannino	SAVE
5/4/16	Nathan Walker	at Hershey	Casey DeSmith	SAVE

# MISCELLANEOUS INDIVIDUAL RECORDS

## Most Points in a Game

Player	G	A	Pts	Date	Opponent
T1. Chris Kelleher	1	4	5	4/13/01	Syracuse
T1. Micki DuPont	1	4	5	4/27/07	at Norfolk
T1. Tom Kostopoulos	1	4	5	5/13/16	Hershey
T2. Tomáš Surový	2	2	4	4/17/04	at Bridgeport
T2. Tomáš Surový	2	2	4	5/13/05	Philadelphia
T2. Tim Brent	2	2	4	4/25/08	Hershey
T2. Ryan Stone	2	2	4	5/7/08	at Philadelphia
T2. Jean-Michel Daoust	2	2	4	4/19/09	Bridgeport
T2. Jake Guentzel	2	2	4	4/23/16	at Providence
T2. David Warsofsky	2	2	4	4/23/17	at Providence
T2. Michal Rozsival	1	3	4	5/9/01	at Hershey
T2. Janne Pesonen	1	3	4	5/8/09	Hershey
T2. Kevin Porter	0	4	4	4/23/17	at Providence

## Most Saves in a Game

Player	Shots	Saves	Date	Opponent
1. Casey DeSmith	63	59	4/23/16	at Providence
2. Matt Murray	56	53	5/6/16	at Manchester
3. Nolan Schaefer	54	50	5/4/07	at Hershey
4. Brad Thiessen	47	46	5/20/13	at Providence
5. Andy Chiodo	44	42	4/25/05	Binghamton
6. Adam Berkhoel	43	40	5/10/09	at Hershey
T7. Adam Berkhoel	40	39	5/9/09	Hershey
T7. Rich Parent	40	39	5/12/09	at Hershey
T7. Rich Parent	43	39	5/9/01	at Hershey
T10. Rich Parent (x2)		38	2001	Saint John

## Most Points in a Series

Player	G	A	Pts	Year / Round	Opponent
1. Tim Brent	5	6	11	2008 / EDSF	Hershey
T2. Milan Kraft	6	3	9	2001 / WCQF	Syracuse
T2. Micki DuPont	4	5	9	2007 / EDSF	Norfolk
T2. Tom Kostopoulos	4	5	9	2016 / ADF	Hershey
T2. Robert Nilsson	2	7	9	2007 / EDSF	Norfolk
T6. Jonathan Filewich	5	3	8	2006 / EDSF	Bridgeport
T6. Nick Johnson	4	4	8	2009 / EDF	Hershey
T6. Michal Rozsival	2	6	8	2001 / WCQF	Syracuse
T6. Alex Goligoski	2	6	8	2008 / EDSF	Hershey
T6. Alex Goligoski	1	7	8	2008 / Final	Chicago
T6. Jason Williams	1	7	8	2012 / ECQF	Hershey

## Most Saves in a Series

Player	Shots	Saves	Year / Round	Opponent
1. Rich Parent	219	199	2001 / Final	Saint John
T2. Brad Thiessen	181	177	2013 / ECSF	Providence
T2. Adam Berkhoel	189	177	2009 / EDF	Hershey
T2. Brad Thiessen	193	177	2012 / ECSF	St. John's
5. Peter Mannino	196	175	2014 / ECSF	Providence
6. Nolan Schaefer	179	165	2007 / EDSF	Norfolk
T7. Brad Thiessen	168	158	2011 / EDSF	Norfolk
T7. John Curry	175	158	2008 / ECF	Portland
9. John Curry	179	157	2008 / Final	Chicago
10. Brad Thiessen	164	154	2011 / EDF	Charlotte

## Youngest to Score a Goal

Player	Years	M	D	Date	Opponent
1. Kasper Kapanen	18	9	1	4/24/15	Syracuse
2. Daniel Sprong	19	1	4	4/21/16	Providence
3. Luca Caputi	19	6	24	4/25/08	Hershey

## Most Saves in a Period

Player	Shots	Saves	Period	Date	Opponent
T1. Brad Thiessen	20	20	1	5/1/12	at St. John's
T1. Casey DeSmith	21	20	2	4/28/17	Providence
T2. Rich Parent	18	17	2	5/12/01	Hershey
T2. Casey DeSmith	20	17	3	4/23/16	at Providence

## Fastest Goal Scored

Player	Time	Date	Opponent
1. Darcy Verot	0:19	5/17/01	at Saint John
2. Joseph Cramarossa	0:22	4/21/18	at Charlotte
3. Dustin Jeffrey	0:30	4/18/09	at Bridgeport

## Fastest Goal Against

Player	Time	Date	Opponent
1. Nick Shore	0:18	5/6/15	at Manchester
2. Mike Freer	0:19	4/27/01	at Philadelphia
3. Jordan Weal	0:42	5/11/15	Manchester

## Latest Non-EN Goal Scored in Regulation

Player	Time	Date	Opponent
1. Matt Carkner	59:56	5/2/07	at Hershey
2. Dennis Bonvie	59:45	4/25/08	Hershey
3. Zach Sill	59:44	5/31/14	St. John's

## Latest Non-EN Goal Against in Regulation

Player	Time	Date	Opponent
1. Ryan Spooner	59:59	5/16/14	at Providence
2. Mark Borowiecki	59:58	5/2/13	at Binghamton
3. Jeff Paul	59:54	5/23/04	at Hartford

# ALL-TIME PLAYOFF LEADERS

## GAMES PLAYED

1. Tom Kostopoulos	94
2. Alain Nassredine	57
3. Tim Wallace	55
T-4. Shane Endicott	51
T-4. Joey Mormina	51

## PIM

1. Dennis Bonvie	88
2. Alain Nassredine	82
3. Brooks Orpik	77
4. Ross Lupashuk	75
5. Joey Mormina	74

## WINS

T-1. John Curry	18
T-1. Brad Thiessen	18
3. Andy Chiodo	14
4. Rich Parent	13
5. Casey DeSmith	7

## GOALS

1. Tom Kostopoulos	23
2. Chris Minard	17
3. Éric Meloche	16
T-4. Kris Beech	14
T-4. Milan Kraft	14

## PP GOALS

1. Éric Meloche	10
2. Kris Beech	9
3. Chris Minard	8
4. Tim Brent	7

## GAA

1. Brad Thiessen	1.81
2. Jean-Sébastien Aubin	2.02
3. Adam Berkhoel	2.12
4. Dany Sabourin	2.15
5. Andy Chiodo	2.28

## ASSISTS

1. Tom Kostopoulos	44
2. Alex Goligoski	29
3. Chris Kelleher	23
4. Ryan Stone	22
5. Ryan Whitney	20

## SH GOALS

1. Milan Kraft	2
2. seven tied with	1

## GW GOALS

1. Toby Peterson	4
Chris Minard	4
3. six tied with	3

## SHUTOUTS

T-1. Andy Chiodo	4
T-1. Brad Thiessen	4
3. five tied with	1

## SV%

1. Brad Thiessen	.946
2. Adam Berkhoel	.937
3. Jean Sébastien-Aubin	.930
4. Dany Sabourin	.927
5. Matt Murray	.923







## ALL-TIME PLAYOFF POINTS

Player	GP	G	A	PTS
1. Tom Kostopoulos	94	23	44	67
2. Alex Goligoski	32	5	29	34
3. Ryan Stone	44	11	22	33
4. Éric Meloche	50	16	16	32
5. Chris Kelleher	43	7	23	30
6. Tomáš Surový	41	10	19	29
7. Toby Petersen	48	10	19	29
8. Kris Beech	38	14	13	27
9. Tim Brent	23	12	15	27
10. Chris Minard	35	17	9	26
11. Kurtis McLean	40	8	18	26
12. Milan Kraft	20	14	11	25
13. Ryan Whitney	42	4	20	24
14. Connor James	42	12	11	23
15. Conor Sheary	23	11	12	23
16. Konstantin Koltsov	30	8	15	23
17. Brian Dumoulin	38	5	18	23
18. Shane Endicott	51	11	11	22
19. Michal Rozsival	21	3	19	22
20. Jonathan Filewich	35	11	8	19
21. Matt Murley	41	10	8	18
22. Nathan Smith	22	7	11	18
23. Micki DuPont	17	8	9	17
24. Michel Ouellet	33	4	13	17
25. Tim Wallace	54	4	13	17

## SINGLE PLAYOFF POINTS

Player	GP	G	A	PTS	Year
1. Alex Goligoski	23	4	24	28	2008
2. Tim Brent	23	12	15	27	2008
3. Chris Kelleher	21	7	18	25	2001
4. Tom Kostopoulos	24	7	16	23	2004
5. Michal Rozsival	21	3	19	22	2001
6. Milan Kraft	14	12	7	19	2001
7. Kurtis McLean	23	4	15	19	2008
8. Nathan Smith	22	7	11	18	2008
9. Chris Minard	23	11	6	17	2008
10. Ryan Stone	23	5	12	17	2008
11. Konstantin Koltsov	24	6	11	17	2004
12. Éric Meloche	21	6	10	16	2001
13. Tomáš Surový	24	6	10	16	2004
14. Robert Nilsson	11	3	12	15	2007
15. Kris Beech	22	9	6	15	2004
16. Éric Meloche	23	9	6	15	2004
17. Jake Guentzel	10	5	9	14	2016
18. Micki DuPont	11	5	9	14	2007
19. Chuck Kobasew	14	8	6	14	2014
20. Colin McDonald	12	6	7	13	2012
21. Jason Williams	12	3	10	13	2012
22. Toby Petersen	21	7	6	13	2001
23. Connor James	22	8	5	13	2008
24. Matt Murley	23	7	6	13	2004
25. Mark Ardelan	23	6	7	13	2008

# HISTORY OF THE PENGUINS / BEARS RIVALRY



# THE GREATEST RIVALRY IN THE AHL



Hockey is a game predicated on its iconic rivalries. The Montréal Canadiens and Toronto Maple Leafs always get national television treatment in Canada when they face-off. The Rangers and Islanders constantly battle for Big Apple supremacy. The Pittsburgh Penguins and Philadelphia Flyers have torn each other limb from limb on multiple occasions. And fans of the Detroit Red Wings and Colorado Avalanche love to retell their varying accounts of “The Blood Feud” in the late 90’s.

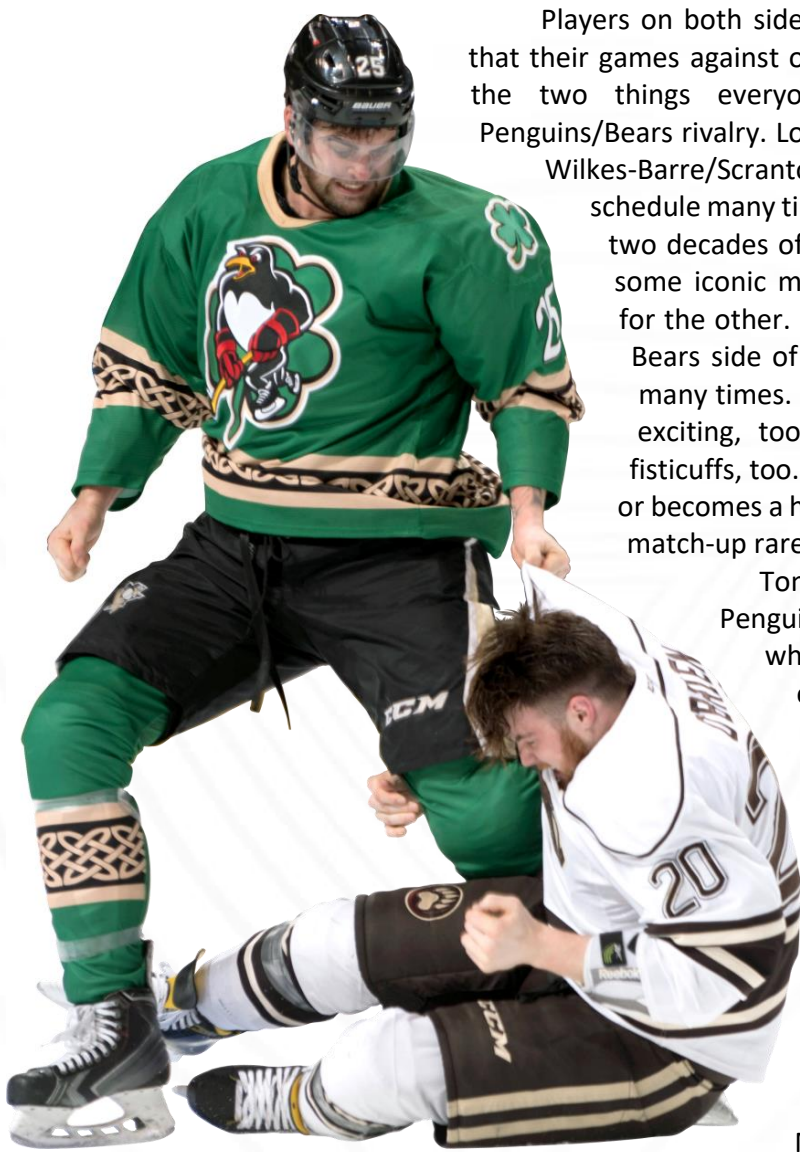
Major-league markets aren't the only ones privy to heated head-to-heads. The tradition of great rivalries persists in the AHL, with one of the league's premier matchups featuring the **Wilkes-Barre/Scranton Penguins** and **Hershey Bears**.

Players on both sides of the rivalry have spoken to the intensity that their games against one another breed. History and proximity are the two things everyone brings up when talking about the Penguins/Bears rivalry. Located less than 100 miles apart, Hershey and Wilkes-Barre/Scranton always find themselves on each other’s schedule many times a year, season after season. As for history, two decades of frequent head-to-head hockey has spawned some iconic moments. Triumph for one squad, heartbreak for the other. Both the players and fans on the Penguins or Bears side of the ledger have felt that range of emotions many times. Furthermore, these meetings are consistently exciting, too. It goes well beyond the heavy hits and fisticuffs, too. Whether the contest comes down to the wire or becomes a high-flying display of offense, a Penguins/Bears match-up rarely fails to entertain.

Tom Kostopoulos, long-time captain of the Penguins and an elder statesman of the rivalry who’s been around since 1999, offered his explanation for the never-ending thrills.

“We play each other so much that we know each other’s strengths and weaknesses almost as well as we know our own team,” Kostopoulos said. “So it turns into ‘big hockey’ every time. It’s always a close game, and it’s exciting every time. Both teams are always competitive at the top of the standings, too. Both teams are consistently good, and both teams want to be the best and leave no doubt about it.”

The following pages of the Penguins Media Guide chronicle the history of this storied rivalry. Included are season-by-season results, all-time individual statistics and more...



# PENGUINS/BEARS RIVALRY

## ALL-TIME TABLE

Regular Season Games Played: 264			
Wilkes-Barre/Scranton Penguins		Hershey Bears	
Total Wins: <b>127</b>	Total Losses: <b>133</b>	Total Wins: <b>133</b>	Total Losses: <b>127</b>
Home Wins: <b>71</b>	Home Losses: <b>60</b>	Home Wins: <b>73</b>	Home Losses: <b>56</b>
Away Wins: <b>56</b>	Away Losses: <b>73</b>	Away Wins: <b>60</b>	Away Losses: <b>71</b>
Total Ties: <b>4</b>			
Total Shutouts: <b>12</b>	Total Hat Tricks: <b>8</b>	Total Shutouts: <b>23</b>	Total Hat Tricks: <b>7</b>
Home Shutouts: <b>8</b>	Home Hat Tricks: <b>6</b>	Home Shutouts: <b>11</b>	Home Hat Tricks: <b>4</b>
Away Shutouts: <b>4</b>	Away Hat Tricks: <b>2</b>	Away Shutouts: <b>12</b>	Away Hat Tricks: <b>3</b>

## SEASON RESULTS

### 1999-2000

WBS: 3-7-0-0

- Home: 2-2-0-0
- Away: 1-4-0-0

HER: 7-2-1-0

- Home: 4-1-1-0
- Away: 3-1-0-0

Top Scorer: Serge Aubin (HER)  
9G+7A = 16PTS

### 2000-2001

WBS: 7-3-0-0

- Home: 4-1-0-0
- Away: 3-2-0-0

HER: 3-5-2-0

- Home: 2-2-1-0
- Away: 1-3-1-0

Top Scorer: Tom Kostopoulos (WBS)  
1G+9A = 10PTS

### 2001-2002

WBS: 4-4-2-2

- Home: 2-1-2-1
- Away: 2-3-0-1

HER: 6-3-1-2

- Home: 3-2-0-1
- Away: 3-1-1-1

Top Scorer: Mikhail Kuleshov (HER)  
4G+5A = 9PTS

### 2002-2003

WBS: 4-4-1-1

- Home: 2-2-1-0
- Away: 2-2-0-1

HER: 5-4-0-1

- Home: 2-2-0-1
- Away: 3-2-0-0

Top Scorer: Brian Willisie (HER)  
5G+7A = 12PTS

### 2003-2004

WBS: 5-2-2-1

- Home: 3-1-1-0
- Away: 2-1-1-1

HER: 4-4-1-1

- Home: 2-1-1-1
- Away: 2-3-0-0

Top Scorer: Éric Perrin (HER)  
4G+14A = 18PTS

### 2004-2005

WBS: 4-6-0-0

- Home: 2-3-0-0
- Away: 2-3-0-0

HER: 6-4-0-0

- Home: 3-2-0-0
- Away: 3-2-0-0

Top Scorer: Martin Hlinka (HER)  
2G+9A = 11PTS

continued on next page...

## SEASON RESULTS continued...

<p><b>2005-2006</b>  WBS: 6-1-2-1  - Home: 4-1-0-0  - Away: 2-0-1-1  HER: 4-5-0-1  - Home: 3-1-0-1  - Away: 1-4-0-0  Top Scorer: Guillaume Lefebvre (WBS)  9G+7A = 16PTS</p>	<p><b>2006-2007</b>  WBS: 4-5-0-1  - Home: 2-4-0-0  - Away: 2-1-0-1  HER: 6-3-0-1  - Home: 3-1-0-1  - Away: 3-2-0-0  Top Scorer: Tyler Kennedy (WBS)  3G+8A = 11PTS</p>	<p><b>2007-2008</b>  WBS: 5-5-0-0  - Home: 3-2-0-0  - Away: 2-3-0-0  HER: 5-2-2-1  - 3-0-1-1  - 2-2-1-1  Top Scorer: Chris Bourque (HER)  5G+10A = 15PTS</p>
<p><b>2008-2009</b>  WBS: 7-2-0-1  - Home: 3-1-0-1  - Away: 4-1-0-0  HER: 3-5-0-2  - Home: 1-3-0-1  - Away: 2-2-0-1  Top Scorer: Chris Bourque (HER)  5G+10A = 15PTS</p>	<p><b>2009-2010</b>  WBS: 2-9-0-1  - Home: 3-1-0-1  - Away: 4-1-0-0  HER: 10-2-0-0  - Home: 6-0-0-0  - Away: 4-2-0-0  Top Scorer: Keith Aucoin (HER)  3G+15A = 18PTS</p>	<p><b>2010-2011</b>  WBS: 8-2-0-0  - Home: 3-2-0-0  - Away: 5-0-0-0  HER: 2-6-1-1  - Home: 0-4-1-0  - Away: 2-2-0-1  Top Scorer: Brett Sterling (WBS)  3G+5A = 8PTS</p>
<p><b>2011-2012</b>  WBS: 7-3-0-2  - Home: 3-2-0-1  - Away: 4-1-0-1  HER: 5-5-1-1  - Home: 2-2-1-1  - Away: 3-3-0-0  Top Scorer: Ryan Potulny (HER)  6G+6A = 12PTS</p>	<p><b>2012-2013</b>  WBS: 5-6-1-0  - Home: 2-3-1-0  - Away: 3-3-0-0  HER: 7-3-2-0  - Home: 3-1-2-0  - Away: 4-2-0-0  Top Scorer: Jeff Taffe (HER)  3G+6A = 9PTS</p>	<p><b>2013-2014</b>  WBS: 6-3-2-1  - Home: 5-1-0-0  - Away: 1-2-2-1  HER: 6-5-1-0  - Home: 5-1-0-0  - Away: 1-4-1-0  Top Scorer: Dane Byers (HER)  5G+5A = 10PTS</p>
<p><b>2014-2015</b>  WBS: 6-3-1-2  - Home: 5-1-0-0  - Away: 1-2-1-2  HER: 6-4-2-0  - Home: 5-1-0-0  - Away: 1-3-2-0  Top Scorer: Tim Kennedy (HER)  1G+10A = 11PTS</p>	<p><b>2015-2016</b>  WBS: 6-5-0-1  - Home: 5-0-0-1  - Home: 4-2-0-0  HER: 6-5-1-0  - Home: 4-1-1-0  - Away: 2-4-0-0  Top Scorer: Carter Rowney (WBS)  6G+6A = 12PTS</p>	<p><b>2016-2017</b>  WBS: 8-4-0-0  - Home: 4-2-0-0  - Away: 4-2-0-0  HER: 4-4-4-0  - Home: 2-1-3-0  - Away: 2-3-1-0  Top Scorer: Oskar Sundqvist (WBS)  4G+7A = 11PTS</p>

## SEASON RESULTS continued...

### **2017-2018**

WBS: 10-0-1-1

- Home: 5-0-0-1
- Away: 5-0-1-0

HER: 2-9-1-0

- Home: 1-4-1-0
- Away: 1-5-0-0

Top Scorer: Daniel Sprong (WBS)  
6G+10A = 16PTS

### **2018-2019**

WBS: 3-6-1-2

- Home: 1-5-0-0
- Away: 2-1-1-2

HER: 9-2-0-1

- Home: 4-1-0-1
- Away: 5-1-0-0

Top Scorer: Mike Sgarbossa (HER)  
5G+9A = 14PTS

### **2019-2020**

WBS: 4-4-1-1

- Home: 2-2-0-1
- Away: 2-2-1-0

HER: 6-3-0-1

- Home: 3-2-0-0
- Away: 3-1-0-1

Top Scorer: Mike Sgarbossa (HER)  
3G+6A = 9PTS

### **2020-2021**

WBS: 2-7-1-0

- Home: 2-2-1-0
- Away: 0-5-0-0

HER: 8-2-0-0

- Home: 5-0-0-0
- Away: 3-2-0-0

Top Scorer: Connor McMichael (HER)  
6G+4A = 10PTS

### **2021-22**

WBS: 4-7-1-0

- Home: 3-2-1-0
- Away: 1-5-0-0

HER: 8-3-1-0

- Home: 5-1-0-0
- Away: 3-2-1-0

Top Scorer: Mike Vecchione (HER)  
3G+7A = 10PTS

### **2022-23**

WBS: 6-3-1-2

- Home: 3-1-1-1
- Away: 3-2-0-1

HER: 6-3-3-0

- Home: 3-1-2-0
- Away: 3-2-1-0

Top Scorer: Mike Sgarbossa (HER)  
6G+5A = 11PTS



# SINGLE-GAME RIVALRY RECORDS

## MOST COMBINED GOALS

Total	PENGUINS	BEARS	Date	Location
14	6	8	Jan. 29, 2010	at W-B/Scranton
12	4	8	Oct. 8, 2008	at W-B/Scranton
	8	4	Jan. 6, 2007	at W-B/Scranton
11	3	8	Dec. 18, 2021	at Hershey
	6	5	Jan. 8, 2017	at Hershey
	6	5	Mar. 19, 2016	at W-B/Scranton
	6	5	Feb. 25, 2014	at W-B/Scranton
	6	5	Dec. 28, 2011	at Hershey
	4	7	Oct. 7, 2006	at W-B/Scranton

## GREATEST MARGIN OF VICTORY

Total	PENGUINS	BEARS	Date	Location
+7	7	0	Nov. 13, 2015	at W-B/Scranton
	8	1	Dec. 26, 2005	at W-B/Scranton
+6	0	6	Dec. 27, 2011	at W-B/Scranton
	7	1	Feb. 13, 2011	at W-B/Scranton
	7	1	Feb. 19, 2005	at Hershey
	2	2	Feb. 4, 2005	at W-B/Scranton
+5	1	6	Dec. 29, 2021	at Hershey
	3	8	Dec. 18, 2021	at Hershey
	0	5	Dec. 26, 2015	at Hershey
	2	7	Jan. 16, 2010	at Hershey
	5	0	Feb. 13, 2010	at W-B/Scranton
	0	5	Nov. 29, 2009	at Hershey
	1	6	Apr. 13, 2007	at W-B/Scranton
	7	2	Mar. 24, 2006	at W-B/Scranton
	0	5	Mar. 21, 2004	at Hershey
	1	6	Dec. 22, 1999	at W-B/Scranton

## MOST COMBINED PIMs

Total	PENGUINS	BEARS	Date	Location
223 PIM	117	106	Mar. 21, 2004	at Hershey
167 PIM	82	65	Feb. 24, 2002	at Hershey
110 PIM	69	41	Oct. 25, 2014	at Hershey
109 PIM	52	57	Jan. 6, 2007	at W-B/Scranton
94 PIM	34	60	May 16, 2021	at Hershey

# SINGLE-GAME RIVALRY RECORDS continued...

## MOST COMBINED FIGHTING MAJORS

Total	PENGUINS	BEARS	Date	Location
16	David Kočí (x2) Ross Lupaschuk Colby Armstrong (x2) Rob Scuderi Patrick Boileau Shane Endicott Guillaume Lefebvre	Agris Saviels Gavin Morgan Jeff Finger Marc Busenburg Dennis Bonvie Cody McCormick Mikhail Kuleshov	Mar. 21, 2004	at Hershey
9	Jason MacDonald John Jakopin Brendan Walsh Steve Parsons	Brent Thompson (x2) Tavis Hansen Rocky Thompson K.C. Timmons	Feb. 24, 2002	at Hershey
8	Dennis Bonvie Wade Brookbank Matt Carkner Wade Skolney	Deryk Engelland Matt Hendricks Tyler Sloan Jamie Hunt	Jan. 6, 2007	at W-B/Scranton
8	Robert Bortuzzo Wade Brookbank Jesse Boulerice Deryk Engelland	Oskar Osala Grant McNeill (x2) Patrick Wellar	Jan. 29, 2010	at W-B/Scranton
8	Kasper Björkqvist Josh Currie Cam Lee Jon Lizotte	Shane Gersich Kale Kessy (x2) Mason Morelli	May 16, 2021	at Hershey

## POINTS IN ONE GAME (Wilkes-Barre/Scranton)

Total	Player	Date	Location
5	Tyler Kennedy (2G-3A) John Slaney (1G-4A)	Jan. 6, 2007 Jan. 21, 2000	at W-B/Scranton at W-B/Scranton
4	Drew O'Connor (1G-3A) Kevin Porter (1G-3A) Oskar Sundqvist (4G-0A) Conor Sheary (1G-3A) Ben Street (0G-4A) Mark Letestu (3G-1A) Janne Pesonen (1G-3A) Kyle Brodziak (3G-1A) Éric Meloche (1G-3A) Éric Meloche (3G-1A) Michal Rozsival (1G-3A) Martin Sonnenberg (2G-2A) Tom Kostopoulos (0G-4A)	Dec. 4, 2022 Feb. 10, 2017 Dec. 10, 2016 Nov. 13, 2015 Nov. 11, 2011 Jan. 29, 2010 Jan. 11, 2009 Jan. 6, 2007 Jan. 22, 2003 Dec. 29, 2001 May 9, 2001 Jan. 21, 2000 Mar. 3, 2000	at Hershey at W-B/Scranton at W-B/Scranton at W-B/Scranton at Hershey at W-B/Scranton at W-B/Scranton at W-B/Scranton at Hershey at Hershey at Hershey at W-B/Scranton at W-B/Scranton

3 61 instances

## POINTS IN ONE GAME (Hershey)

Total	Player	Date	Location
5	Keith Aucoin (1G-4A) Graham Mink (3G-2A)	Oct. 8, 2008 Oct. 8, 2008	at W-B/Scranton at W-B/Scranton
4	Mason Morelli (1G-3A) Connor McMichael (1G-3A) Chris Bourque (1G-3A) Patrick McNeill (1G-3A) Keith Aucoin (1G-3A) Keith Aucoin (0G-4A) Mathieu Perreault (3G-1A) Éric Perrin (2G-2A) Brian Willsie (2G-2A) Radim Vrbata (1G-3A)	Dec. 29, 2021 May 16, 2021 Apr. 10, 2016 Jan. 16, 2010 Jan. 16, 2010 Jan. 29, 2010 Feb. 7, 2010 Dec. 27, 2003 Nov. 20, 2002 Oct. 30, 2001	at Hershey at Hershey at W-B/Scranton at Hershey at Hershey at W-B/Scranton at Hershey at Hershey at W-B/Scranton at W-B/Scranton
3	62 instances		



# SINGLE-GAME RIVALRY RECORDS continued...

## HAT TRICKS (Wilkes-Barre/Scranton)

Total	Player	Date	Location
8	Oskar Sundqvist*	Dec. 10, 2016	at W-B/Scranton
	Carter Rowney	Mar. 6, 2016	at W-B/Scranton
	Mark Letestu	Jan. 29, 2010	at W-B/Scranton
	Chris Minard	Oct. 3, 2007	at W-B/Scranton
	Kyle Brodziak	Jan. 6, 2007	at W-B/Scranton
	Michel Ouellet	Dec. 10, 2003	at W-B/Scranton
	Tomáš Surový	Apr. 6, 2002	at Hershey
	Éric Meloche	Dec. 29, 2001	at Hershey

## HAT TRICKS (Hershey)

Total	Player	Date	Location
7	Connor McMichael	Feb. 20, 2021	at Hershey
	Riley Barber	Feb. 22, 2019	at W-B/Scranton
	Mathieu Perreault	Feb. 7, 2010	at Hershey
	Graham Mink	Oct. 8, 2008	at W-B/Scranton
	Alexandre Giroux	Nov. 26, 2006	at Hershey
	Jean-François Fortin	Oct. 9, 2005	at Hershey
	Serge Aubin	Dec. 22, 1999	at W-B/Scranton

\* = Four-goal game

## ASSISTS IN ONE GAME (Wilkes-Barre/Scranton)

Total	Player	Date	Location
4	Ben Street	Nov. 11, 2011	at W-B/Scranton
	Tom Kostopoulos	Mar. 3, 2000	at W-B/Scranton
	John Slaney	Jan. 21, 2000	at W-B/Scranton
3	<i>28 instances</i>		

## ASSISTS IN ONE GAME (Hershey)

Total	Player	Date	Location
4	Keith Aucoin	Jan. 29, 2010	at W-B/Scranton
	Keith Aucoin	Oct. 8, 2008	at W-B/Scranton
3	<i>21 instances</i>		

## PIMs IN ONE GAME (Wilkes-Barre/Scranton)

Total	Player	Date	Location
31	Bobby Farnham	Oct. 25, 2014	at Hershey
29	John Jakopin	Feb. 24, 2002	at Hershey
27	Brandon DeFazio	Feb. 12, 2012	at Hershey
	Steve Parsons	Feb. 24, 2002	at Hershey
21	Reid Simpson	Dec. 27, 2003	at Hershey
20	Colby Armstrong	Mar. 21, 2004	at Hershey

## PIMs IN ONE GAME (Hershey)

Total	Player	Date	Location
32	Brent Thompson	Feb. 24, 2002	at Hershey
30	Kale Kessy	May 16, 2021	at Hershey
27	Boyd Kane	Nov. 25, 2011	at W-B/Scranton
25	Dane Byers	Nov. 1, 2013	at W-B/Scranton
22	Cameron Schilling	Dec. 13, 2013	at W-B/Scranton
	Ryan Steeves ( <i>coach</i> )	Feb. 4, 2005	at W-B/Scranton

## TEAM PIMs IN ONE GAME (Wilkes-Barre/Scranton)

Total	Date	Location
117	Mar. 21, 2004	at Hershey
82	Feb. 24, 2002	at Hershey
69	Oct. 25, 2014	at Hershey
52	Jan. 6, 2007	at W-B/Scranton
49	Dec. 22, 2000	at W-B/Scranton

## TEAM PIMs IN ONE GAME (Hershey)

Total	Date	Location
106	Mar. 21, 2004	at Hershey
65	Feb. 24, 2002	at Hershey
61	Nov. 25, 2011	at W-B/Scranton
60	May 16, 2021	at Hershey
57	Jan. 6, 2007	at W-B/Scranton

## SINGLE-GAME RIVALRY RECORDS continued...

### SAVES IN ONE GAME (Wilkes-Barre/Scranton)

Total	Player	Date	Location
47	Robbie Tallas	Dec. 29, 2001	at Hershey
46	John Curry	Jan. 30, 2009	at W-B/Scranton
45	Jean-Sébastien Aubin	Feb. 5, 2000	at Hershey
41	Robbie Tallas Joel Laing	Apr. 6, 2002 Dec. 27, 2000	at Hershey at Hershey
40	Dustin Tokarski Jean-Sébastien Aubin Robbie Tallas	Nov. 29, 2022 Nov. 30, 2003 Jan. 19, 2002	at Hershey at Hershey at Hershey

### SAVES IN ONE GAME (Hershey)

Total	Player	Date	Location
43	Frédéric Cassivi	Mar. 31, 2001	at W-B/Scranton
42	Michal Neuvirth	Nov. 29, 2009	at Hershey
41	Braden Holtby	Oct. 9, 2010	at W-B/Scranton
40	Vítek Vaněček Michal Neuvirth Peter Budaj	Oct. 17, 2018 Apr. 4, 2009 Nov. 30, 2003	at W-B/Scranton at W-B/Scranton at Hershey
39	Philippe Sauvé Philippe Sauvé	Feb. 15, 2002 Nov. 26, 2000	at W-B/Scranton at Hershey

## SINGLE-SEASON RIVALRY RECORDS

### POINTS IN ONE SEASON (Wilkes-Barre/Scranton)

Total	Player	GP	G	A	Season
16	Daniel Sprong	10	6	10	2017-18
12	Janne Pesonen Carter Rowney	10 12	3 6	9 6	2008-09 2015-16
11	Tyler Kennedy Oskar Sundqvist John Slaney Bryan Lerg Ben Street	6 10 10 12 12	3 4 3 3 3	8 7 8 8 8	2006-07 2016-17 1999-00 2011-12 2011-12
10	Dustin Jeffrey Chris Minard Teddy Blueger Mitch Reinke Colin McDonald Tom Kostopoulos Garrett Wilson Nick Drazenovic Chris Conner Valtteri Puustinen	7 7 9 9 10 10 11 11 11 12	5 4 5 1 3 1 4 3 2 3	5 6 5 9 7 9 6 7 8 7	2015-16 2008-09 2018-19 2022-23 2011-12 2000-01 2016-17 2013-14 2009-10 2022-23

### POINTS IN ONE SEASON (Hershey)

Total	Player	GP	G	A	Season
18	Éric Perrin Keith Aucoin	10 11	4 3	14 15	2003-04 2009-10
16	Serge Aubin	10	9	7	1999-00
15	Chris Bourque Chris Bourque	9 10	5 5	10 10	2007-08 2008-09
14	Mike Sgarbossa	12	5	9	2018-19
13	Aaron Ness	12	0	13	2018-19
12	Ryan Potulny Alexandre Giroux Christian Matte Brian Willsie Jayson Megna Kyle Wilson Chris Bourque	9 10 10 10 12 12 12	6 8 6 5 8 5 2	6 4 6 7 4 7 10	2011-12 2008-09 1999-00 2002-03 2018-19 2009-10 2011-12



# SINGLE-SEASON RIVALRY RECORDS continued...

## GOALS IN ONE SEASON (Wilkes-Barre/Scranton)

Total	Player	GP	Season
7	Jayson Megna	8	2014-15
6	Filip Hållander	8	2022-23
	Mark Letestu	8	2009-10
	Daniel Sprong	10	2017-18
	Kyle Brodziak	10	2006-07
	Michel Ouellet	10	2003-04
	Jonathan Gruden	11	2022-23
	Carter Rowney	12	2015-16
5	Dustin Jeffrey	7	2015-16
	Chris Minard	7	2007-08
	Brian Gibbons	8	2013-14
	Kris Beech	8	2003-04
	Tomáš Surový	8	2001-02
	Teddy Blueger	9	2018-19
	Ramzi Abid	10	2004-05
	Shane Endicott	10	2003-04
	Toby Petersen	10	2002-03
	Éric Meloche	10	2000-01
	Martin Sonnenberg	10	1999-00
	Adam Johnson	11	2018-19
	Alex Nylander	12	2022-23
	Tom Kostopoulos	12	2016-17
	Dominik Simon	12	2015-16

## GOALS IN ONE SEASON (Hershey)

Total	Player	GP	Season
9	Serge Aubin	10	1999-00
8	Alexandre Giroux	10	2008-09
	Jayson Megna	12	2018-19
7	Riley Barber	10	2018-19
6	Graham Mink	6	2008-09
	Shane Willis	8	2003-04
	Ryan Potulny	9	2011-12
	Alexandre Giroux	9	2009-10
	Mathieu Darche	9	2004-05
	Connor McMichael	10	2020-21
	Christian Matte	10	1999-00
	Mike Sgarbossa	12	2022-23
	Boyd Kane	12	2009-10
5	Tomáš Fleischmann	8	2005-06
	Chris Bourque	9	2007-08
	Matt Moulson	10	2020-21
	Matt Moulson	10	2019-20
	Chris Bourque	10	2008-09
	Dave Steckel	10	2006-07
	Sheldon Keefe	10	2003-04
	Brian Willisie	10	2002-03
	Dane Byers	11	2013-14
	Jeff Taffe	12	2013-14
	Boyd Kane	12	2012-13
	Kyle Wilson	12	2009-10

## ASSISTS IN ONE SEASON (Wilkes-Barre/Scranton)

Total	Player	GP	Season
10	Daniel Sprong	10	2017-18
9	Mitch Reinke	9	2022-23
	Janne Pesonen	10	2008-09
	Tom Kostopoulos	10	2000-01
8	Tyler Kennedy	6	2006-07
	John Slaney	10	1999-00
	Chris Conner	11	2009-10
	Bryan Lerg	12	2011-12
	Ben Street	12	2011-12
	Wyatt Smith	12	2009-10
7	Tom Kostopoulos	9	1999-00
	Nick Schilkey	10	2020-21
	Oskar Sundqvist	10	2016-17
	Colin McDonald	10	2011-12
	Jon D'Aversa	10	2008-09
	Éric Meloche	10	2003-04
	Sven Butenschön	10	2000-01
	Tom Kostopoulos	11	2015-16
	Nick Drazenovic	11	2013-14
	Valteri Puustinen	12	2022-23

## ASSISTS IN ONE SEASON (Hershey)

Total	Player	GP	Season
15	Keith Aucoin	11	2009-10
14	Éric Perrin	10	2003-04
13	Aaron Ness	12	2018-19
10	Chris Bourque	9	2007-08
	Chris Bourque	10	2008-09
	Tim Kennedy	12	2014-15
	Chris Bourque	12	2011-12
9	Keith Aucoin	8	2008-09
	Martin Hlinka	10	2004-05
	Mike Sgarbossa	12	2018-19
	Patrick McNeill	12	2011-12
8	Chris Bourque	10	2015-16

# SINGLE-SEASON RIVALRY RECORDS continued...

## PIMs IN ONE SEASON (Wilkes-Barre/Scranton)

Total	Player	GP	Season
68	Bobby Farnham	11	2012-13
67	David Kočí	10	2003-04
54	Wade Brookbank Darcy Verot	10 10	2009-10 2000-01
48	Darcy Verot	12	2001-02
44	Jason MacDonald	11	2001-02

## PIMs IN ONE SEASON (Hershey)

Total	Player	GP	Season
93	Kale Kessy	8	2020-21
73	Dennis Bonvie	10	2004-05
69	Rocky Thompson	8	2001-02
67	Dane Byers	11	2013-14
56	Louis Robitaille	10	2005-06

## TEAM PIMs IN ONE SEASON (Wilkes-Barre/Scranton)

Total	Season
391	2001-02
297	2003-04
290	2006-07
282	2013-14
264	2009-10

## TEAM PIMs IN ONE SEASON (Hershey)

Total	Season
345	2001-02
322	2013-14
282	2006-07
278	2003-04
249	2011-12

## WINS IN ONE SEASON (Wilkes-Barre/Scranton)

Total	Goalie	GP	Season
5	Jeff Drouin-Deslauriers John Curry Brad Thiessen	8 8 9	2013-14 2008-09 2011-12
4	John Curry Casey DeSmith Tommy Nappier Brad Thiessen Tristan Jarry Jeff Drouin-Deslauriers	4 5 6 6 7 8	2010-11 2016-17 2021-22 2010-11 2016-17 2006-07

## WINS IN ONE SEASON (Hershey)

Total	Goalie	GP	Season
5	Pheonix Copley Braden Holtby David Aebischer	6 6 8	2021-22 2009-10 1999-00
4	Pheonix Copley Pheonix Copley Dany Sabourin Frédéric Cassivi Braden Holtby Peter Budaj Philipp Grubauer Frédéric Cassivi	5 6 7 7 8 8 10 10	2020-21 2019-20 2012-13 2006-07 2011-12 2004-05 2014-15 2005-06

## TEAM WINS IN ONE SEASON

Total	GP	Team	Season
10	12 12	PENGUINS BEARS	2017-18 2009-10
8	10 10 10 12	BEARS PENGUINS BEARS PENGUINS	2020-21 2010-11 2021-22 2016-17
7	10 10 10 12 12	PENGUINS PENGUINS BEARS BEARS PENGUINS	2008-09 2000-01 1999-00 2012-13 2011-12

## PTS% IN ONE SEASON

Pts%	Record	Team	Season
.917	10-0-1-1	PENGUINS	2017-18
.833	10-2-0-0	BEARS	2009-10
.800	8-2-0-0 8-2-0-0	BEARS PENGUINS	2020-21 2010-11
.750	7-2-0-1 7-2-1-0 6-1-2-1	PENGUINS BEARS PENGUINS	2008-09 1999-00 2005-06
.708	8-3-1-0	BEARS	2021-22

# ALL-TIME RIVALRY RECORDS

## GAMES PLAYED

Total	Player	Team
91	Tom Kostopoulos	WBS
86	Chris Bourque	HER
75	Zach Sill	WBS/HER
69	Garrett Mitchell	HER
53	Boyd Kane	HER
52	Dennis Bonvie	WBS/HER
51	Aaron Ness	HER
50	Tyler Lewington	HER
49	Shane Gersich	HER
46	Nathan Walker Liam O'Brien Deryk Engelland	HER HER HER/WBS

## POINTS

Total	Player	Team
82	Tom Kostopoulos	WBS
78	Chris Bourque	HER
43	Keith Aucoin	HER
37	Mike Sgarbossa	HER
30	Brian Willsie	HER
29	Kyle Wilson	HER
28	Alexandre Giroux Boyd Kane	HER HER
27	Jayson Megna Andrew Gordon	WBS/HER HER

## GOALS

Total	Player	Team
28	Tom Kostopoulos	WBS
20	Chris Bourque	HER
18	Alexandre Giroux	HER
17	Jayson Megna	WBS/HER
16	Mike Sgarbossa	HER
15	Kyle Wilson Riley Barber	HER HER
14	Boyd Kane	HER
13	Éric Meloche	WBS
12	Matt Moulson Tomáš Surový Andrew Gordon	HER WBS HER

## ASSISTS

Total	Player	Team
58	Chris Bourque	HER
54	Tom Kostopoulos	WBS
32	Keith Aucoin	HER
21	Mike Sgarbossa	HER
20	Aaron Ness	HER
19	Brian Willsie	HER
16	Éric Perrin Chris Conner	HER WBS/HER
15	Andrew Gordon Patrick McNeill	HER HER

## POWER PLAY GOALS

Total	Player	Team
9	Matt Moulson	HER
8	Chris Bourque	HER
7	Graham Mink Brian Willsie Tom Kostopoulos	HER HER WBS
6	Chris Minard Alexandre Giroux	WBS HER
5	Serge Aubin Michel Ouellet Riley Barber Keith Aucoin Dustin Gazley Boyd Kane	HER WBS HER HER HER HER

## SHORTHANDED GOALS

Total	Player	Team
4	Brian Gibbons	WBS
3	David Steckel	HER
2	Mathieu Darche Joe Snively Joe Vitale Carter Rowney Zach Sill Boyd Kane	HER HER WBS WBS WBS/HER HER
1	<i>49 players tied</i>	

## GAME-WINNING GOALS

Total	Player	Team
6	Matt Moulson Tom Kostopoulos	HER WBS
4	Keith Aucoin	HER
3	Connor McMichael Daniel Sprong Thomas Di Pauli Chris Bourque Toby Petersen Evgeny Lazarev Riley Barber Dustin Gazley Carter Rowney Dominik Simon Dustin Jeffrey	HER WBS/HER WBS HER WBS HER HER WBS WBS WBS WBS



# ALL-TIME RIVALRY RECORDS continued...

## GOALIE GAMES PLAYED

Total	Goalie	Team
32	Frédéric Cassivi	HER
30	Pheonix Copley	HER
26	Brad Thiessen	WBS
25	Vítek Vaněček Dany Sabourin	HER WBS/HER
24	John Curry	WBS
23	Braden Holtby Philippe Sauvé	HER HER
21	Tristan Jarry	WBS
18	Peter Budaj	HER

## WINS

Total	Goalie	Team
19	Pheonix Copley	HER
15	Frédéric Cassivi	HER
14	Braden Holtby	HER
12	Vítek Vaněček Brad Thiessen	HER WBS
11	Tristan Jarry John Curry	WBS WBS
9	Jeff Drouin-Deslauriers Philippe Sauvé Dany Sabourin	WBS HER WBS/HER
8	Peter Budaj	HER

## SHUTOUTS

Total	Goalie	Team
5	Braden Holtby	HER
3	Philippe Sauvé Pheonix Copley Brad Thiessen Frédéric Cassivi	HER HER WBS HER
2	Jeff Zatkoff Peter Budaj Vítek Vaněček	WBS HER HER
1	<i>12 players tied</i>	

## PENALTY MINUTES

Total	Player	Team
265	Dennis Bonvie	WBS/HER
135	Bobby Farnham	WBS
112	Darcy Verot	WBS
110	Kale Kessy Garrett Mitchell	HER
109	Peter Vandermeer	HER
105	Tyler Lewington	WBS
102	Marek Svatoš	HER
101	Dane Byers David Kočí	HER WBS

## SAVE PERCENTAGE (240 minutes)

Total	Goalie	Team
.935	Joel Laing	WBS
.931	Michal Neuvirth	HER
.928	Dustin Tokarski	WBS
.927	Braden Holtby	HER
.924	Rob Tallas	WBS
.923	Matt Murray Casey DeSmith	WBS WBS
.922	Hunter Shepard Max Lagacé	HER WBS
.921	Jeff Zatkoff	WBS

## GOALS AGAINST AVERAGE (240 minutes)

Total	Goalie	Team
1.84	Jeff Zatkoff	WBS
1.98	Hunter Shepard	HER
2.01	Matt Murray	WBS
2.08	Braden Holtby	HER
2.09	Tommy Nappier	WBS
2.17	Marc-André Fleury	WBS
2.20	Max Lagacé Pheonix Copley	WBS HER
2.25	Joel Laing Michal Neuvirth	WBS HER



**WILKES-BARRE/  
SCRANTON  
PENGUINS  
HALL OF FAME**



# HALL OF FAME

THE WILKES-BARRE/SCRANTON PENGUINS HALL OF FAME WAS ESTABLISHED IN 2014 TO HONOR OUTSTANDING MEMBERS IN THE FRANCHISE'S HISTORY. THESE INDIVIDUALS HAVE DISPLAYED EXCEPTIONAL COMMITMENT AND EXCELLENCE TO THE ORGANIZATION AND PASSION FOR BEING A PENGUIN.

## KEVIN BLAUM - 2014

Kevin Blaum played a significant role in obtaining an AHL franchise for Northeastern Pennsylvania and helping the Penguins become possible. He secured the state grant from Pennsylvania Governor Bob Casey for the construction of the Northeastern Pennsylvania Convention Center (now the Mohegan Sun Arena at Casey Plaza). Blaum oversaw the construction and helped to establish the Wilkes-Barre/Scranton Penguins to be the primary occupants of the facility.

He was elected to the Pennsylvania House of Representatives in 1980 and served 13 terms in the General Assembly before his retirement in 2006. That same year he joined the admissions office of the Wyoming Seminary Prep School and was the Sunday public affairs columnist for the Wilkes-Barre Times Leader from 2008-2013.



## DENNIS BONVIE - 2014



Bonvie is noted as one of the most popular players in team history. He was a member of the Penguins' inaugural team in 1999-00 and skated with the Wilkes-Barre/Scranton franchise for parts of five seasons (1999-00, 2005-08). He appeared in the Calder Cup Final with the Penguins in 2001 and again in 2008. During his time with the Penguins, Bonvie appeared in 285 regular season games, recording 84 points (16G-68A) and 1,284 penalty minutes.

During Bonvie's 15-year professional career, he made appearances in 92 NHL games with the Edmonton Oilers, Chicago Blackhawks, Pittsburgh Penguins, Boston Bruins, Ottawa Senators and the Colorado Avalanche. He ranks 20<sup>th</sup> in AHL history

with 871 games played and first overall in penalty minutes with 4,493.

Between the AHL and NHL, his 4,804 combined penalty minutes is the highest by any player in the history of the sport.

The native of Antinogish, Nova Scotia was also inducted into the Luzerne County Sports Hall of Fame on Aug. 14, 2017. He is currently a pro scout for the Bruins.



## WILKES-BARRE/SCRANTON PENGUINS HALL OF FAME


### ALAIN NASREDDINE - 2014

Nasreddine spent five seasons with the Wilkes-Barre/Scranton Penguins after being acquired by Pittsburgh in 2004. A native of Montreal, the defenseman served as captain during the 2004-05 and 2005-06 seasons. In 249 regular season games he recorded 55 points (13G-42A) and 302 penalty minutes. He played in 57 postseason matches, ranking him first on the team's all-time postseason games played list and was a member of the 2004 and 2008 Calder Cup Final squads.

Nasreddine appeared in 74 regular season NHL games with the five different teams. He has also skated in a combined 850 games between the AHL and the IHL. Retiring in 2010, Nasreddine became the assistant coach for the Wilkes-Barre/Scranton Penguins from 2010-2015 and is currently the assistant coach of the Dallas Stars in the NHL.



### JOHN SLANEY - 2016



Defenseman John Slaney was a member of the 1999-00 inaugural team. He appeared in 89 games with the Penguins over two seasons (1999-2001) totaling 110 points (42G-68A). During the 1999-00 season, Slaney led the team with 30 goals and 60 points in just 49 games and represented the Penguins in the AHL All-Star Classic. He was the first defenseman in AHL history to record 30 goals in a season. He was named captain his second season with the Penguins and racked up 50 points (12G-38A) in 40 games. He was selected to play in the AHL All-Star Classic again that year being held in Wilkes-Barre, but was traded the evening before the game to the Philadelphia Flyers. Despite his rights being held by the Flyers organization, Slaney hit the ice for the All-Star Skills Competition in a Penguins sweater for one last time.

A native of St. John's, Newfoundland, Slaney recorded a combined 166 goals, 353 assists and 519 points in 631 AHL games between five different teams, all of these statistics being career records for AHL defensemen at the time of his retirement. He also appeared in 268 NHL games with the Washington Capitals, Colorado Avalanche, Los Angeles Kings, Phoenix Coyotes, Nashville Predators, Pittsburgh Penguins and Philadelphia Flyers. Slaney was inducted into the AHL Hall of Fame in 2014 and is currently an assistant coach for the Tucson Roadrunners of the AHL.

## WILKES-BARRE/SCRANTON PENGUINS HALL OF FAME

### STEVE BARROUK - 2022

---

Barrouk served as President & CEO of the Greater Wilkes-Barre Chamber of Business & Industry for two decades. During this time, he played an integral role in the development of the Northeastern Pennsylvania Civic Arena and Convention Center, known today as Mohegan Sun Arena at Casey Plaza. Barrouk's vision not only resulted in the Penguins' arrival to Northeast Pennsylvania, but also the revitalization and growth of the area that surrounds the arena in Wilkes-Barre Township.

He has also served on the boards of the Wyoming Valley United Way, Catholic Social Services, the Children's Service Center, Leadership Wilkes-Barre, Penn State Wilkes-Barre, and the Luzerne/Schuylkill Workforce Investment Board.



### TOM GRACE - 2022

---



With a booming delivery and razor-sharp witticisms, Tom Grace rhapsodized his way into the hearts of Penguins fans as the team's inaugural play-by-play broadcaster. Grace, 'The Voice of the Penguins' was as important as any player on the ice during his tenure with the club from 1999-00 through 2006-07, and again when he rejoined the organization from 2010 through 2013.


Grace called more than 1,000 as the Penguins' broadcaster, and he made countless appearances at schools, social functions and official community events for the club.

He was the recipient of the James H. Ellery Memorial Award (given to the individual or news outlet for outstanding coverage of a team) on three occasions: 1999-00, 2000-01 and 2001-02.

Prior to joining the Penguins, the Belmont, Massachusetts native spent three seasons with the Hampton Roads Admirals of the ECHL. He also spent four years calling games for the Boston College Eagles during his time in college.

## WILKES-BARRE/SCRANTON PENGUINS HALL OF FAME

# TOM KOSTOPOULOS - 2022



No one has ever embodied what it means to be a Wilkes-Barre/Scranton Penguin more than Tom Kostopoulos.

A seventh-round draft pick in 1999 after he had already been passed over in the previous two drafts, his path to the pros was never guaranteed. Yet Kostopoulos persevered and ultimately carved out a highly accomplished, 19-year career.

A relentless worker both on and off the ice, the Mississauga, Ontario native quickly stood out as a fan favorite among the ragtag Penguins squad that took Northeast Pennsylvania by storm during the team's first season. His fierce playing style coupled with his unceasing energy led to fans christening him with the nickname "Tom Nonstopoulos", but those in the locker room would come to refer to him simply by his initials, "T.K."

His 26 goals and 58 points as a rookie placed him second on the team in both categories, trailing only fellow Penguins Hall of Famer John Slaney. Kostopoulos proved he was no one-hit wonder when he produced over 50 points again in his sophomore campaign, and then led the team outright in goals (27) and points (53) in 2001-02. That season also resulted in his first NHL call-up, where he scored his first NHL goal in his first NHL game for the Pittsburgh Penguins on Dec. 29, 2001.

Kostopoulos assumed the role of Wilkes-Barre/Scranton captain the following year, as leadership had become as synonymous with the right winger as his trademark intensity.

More games in Pittsburgh followed for Kostopoulos, and he eventually graduated to a full-time NHLer. He suited up for the Los Angeles Kings, Montréal Canadiens, Carolina Hurricanes, Calgary Flames and New Jersey Devils, until his path led him back to Wilkes-Barre/Scranton.

Kostopoulos reassumed his mantle as team captain, sporting the "C" for five more seasons while serving as a mentor to the next generation of Penguins prospects. Many of those young players went on to win Stanley Cups with Pittsburgh in 2016 and 2017. In 2015-16, he was bestowed the Fred T. Hunt Memorial Award, presented annually to the AHL player who best demonstrates the qualities of sportsmanship, determination and dedication to hockey.

Even in the latter stages of his career, Kostopoulos remained an effective player on the ice. At 38-years-old, he once again topped the team in goals (24) and points (54) for the 2016-17 season.

Kostopoulos retired in 2018 as the Penguins' all-time leader in games played (658), career goals (186), assists (283), points (469), power-play goals (69) and game-winning goals (24), records he still holds to this day. He is also the franchise's all-time leader in playoff games played (94), playoff goals (23), playoff assists (44) and playoff points (67). He spent seven seasons as Wilkes-Barre/Scranton's captain, and he is the only player to lead the Pens in points three times. He is also one of four players in hockey history to have appeared in 600 games at the AHL level and 600 games at the NHL level.

Even when his playing days came to an end, T.K. still found a way to assist Penguins prospects achieve the same dream he realized as a player. He was hired by Pittsburgh as a Development Coach in 2018 and was promoted to Director of Player Development in 2022.

# IMPORTANT DATES

## September 15, 1997

Ground is broken for the construction of the Northeastern Pennsylvania Civic Arena (Mohegan Sun Arena at Casey Plaza).

## October 1, 1999

The Penguins travel to Philadelphia, Pa. and play their first game in franchise history.

## October 2, 1999

Martin Sonnenberg lights the lamp for the first goal in team history. Sonnenberg scored at 3:38 of the first period against the Hershey Bears at Hersheypark Arena.

## November 10, 1999

The Penguins defeat the Hamilton Bulldogs, 5-2, at FirstOntario Centre for the first win in franchise history.

## November 13, 1999

Northeastern Pennsylvania Civic Arena opens its doors for the first time and Wilkes-Barre/Scranton plays its first home game in the American Hockey League. The Penguins would also win their contest with the Kentucky Thoroughblades, 4-2.

## January 17, 2000

John Slaney becomes the first player to represent the Wilkes-Barre/Scranton Penguins at an AHL All-Star Game as a member of the Canadian AHL All-Stars at Blue Cross Arena in Rochester, N.Y.

## January 25, 2000

Penguins fans at Northeastern Pennsylvania Civic Arena were treated to the first penalty shot in team history when Syracuse's Josh Holden was denied by Wilkes-Barre/Scranton goalie Ryan Bach.

## February 18, 2000

Goaltender Ryan Bach puts forth a franchise record-setting 48-save performance in a 2-1 loss while visiting the Portland Pirates.

## February 21, 2000

Róbert Döme scores three goals against the Philadelphia Phantoms, the first hat trick in team history.

## October 22, 2000

The Penguins stun the Albany River Rats, 7-0, and Sébastien Caron records 15 saves for the first shutout in franchise history.

## January 14-15, 2001

The 2001 First Union AHL All-Star Classic takes place in Wilkes-Barre. Greg Crozier, Andrew Ference and Toby Petersen represented the Penguins in the All-Star Game.

## April 11, 2001

The Penguins play their first Calder Cup Playoff game in team history, and it also becomes the first playoff game in franchise history to reach overtime, as well. Wilkes-Barre/Scranton outshot the Syracuse Crunch, 52-18, but fell in extra time, 2-1.

## April 13, 2001

The Penguins exact revenge on the Crunch for the playoff loss two nights before with a convincing 5-2 victory, Wilkes-Barre/Scranton's first ever win in the Calder Cup Playoffs.

## April 18, 2001

With a 6-2 win over the Syracuse Crunch in a decisive Game 5 of the Western conference Quarterfinals, Wilkes-Barre/Scranton won its first playoff series.

**May 12, 2001**

By completing a Western Conference Final sweep of the Hershey Bears, the Penguins advanced to their first-ever Calder Cup Final appearance.

**May 17, 2001**

Wilkes-Barre/Scranton fends off a late-game comeback attempt by the Saint John Flames to win Game 1 of the 2001 Calder Cup Final. The Penguins got off on the right foot in the team's first-ever Calder Cup Final game when Darcy Verot scored 19 seconds into the game, still the fastest playoff goal scored in franchise history.

**September 22, 2001**

In a preseason exhibition game in Northeastern Pennsylvania, Mario Lemieux dresses for Wilkes-Barre/Scranton for the first and only time.

**March 17, 2002**

The Penguins and Syracuse Crunch combined for 162 penalty minutes in a chaotic contest in Wilkes-Barre. Steve Parsons records the most penalty minutes in a single game in AHL history (64). During the same game, Jason MacDonald recorded 57 penalty minutes, putting him second on the Penguins' all-time penalty minutes list behind Parsons. This game was later dubbed "The St. Patrick's Day Massacre".

**March 23, 2002**

Robbie Tallas registered 48 saves in a 3-2 loss to the Grand Rapids Griffins, tying Ryan Bach (Feb. 18, 2000) for the franchise record for saves in a single game.

**July 15, 2003**

Michel Therrien is named the fourth head coach in Wilkes-Barre/Scranton Penguins history.

**April 17, 2004**

Marc-André Fleury, the first overall pick in the 2003 NHL Entry Draft, makes his Wilkes-Barre/Scranton debut in a Calder Cup Playoff game against the Bridgeport Sound Tigers.

**April 25, 2005**

The Penguins and Binghamton Senators logged a 112:26, triple overtime marathon, the longest game in Wilkes-Barre/Scranton history. Colby Armstrong ended the affair for a 3-2 win, preventing the Pens from falling into a 3-0 series hole. Wilkes-Barre/Scranton went on to win the East Division Semifinals series, 4-2.

**October 5, 2005**

Erik Christensen scores four goals against the Bridgeport Sound Tigers' Wade Dubielewicz and Chris Madden, setting the team record for most goals in one game.

**December 3, 2005**

The Penguins beat the Norfolk Admirals, 3-2, to win a franchise record 13<sup>th</sup>-straight road game and begin the 2005-06 season 13-0 away from home.

**December 9, 2005**

The Manitoba Moose defeat the Penguins, snapping Wilkes-Barre/Scranton's franchise record point streak at 23 games. From the season opener on Oct. 5, 2005 to Dec. 9, 2005, the Penguins went 20-0-2-1.

**December 15, 2005**

Michel Therrien is named head coach of the Pittsburgh Penguins. Rick Kehoe and Joe Mullen assume positions as co-coaches with Wilkes-Barre/Scranton on an interim basis.

**December 19, 2005**

Joe Mullen is named interim head coach of Wilkes-Barre/Scranton for the remainder of the 2005-06 season, making him the third head coach in Penguins history.

**January 20, 2006**

Tenth time's a charm as Rico Fata converts for the first penalty shot goal in team history on the Penguins' 10<sup>th</sup> penalty shot attempt of all-time.

**August 3, 2006**

Todd Richards is named the fourth head coach in Wilkes-Barre/Scranton Penguins history.

**February 16, 2007**

Jean-François Jacques ties the franchise record for goals in one game by scoring four times against Jeff Glass and the Binghamton Senators.

**February 20, 2008**

Tim Brent scores the quickest overtime goal in franchise history just 12 seconds into the extra frame at home vs. the Hershey Bears.

**February 16, 2009**

Dan Bylsma is brought up as interim head coach of the Pittsburgh Penguins. Todd Reirden assumes head coaching duties with Wilkes-Barre/Scranton on an interim basis.

**June 12, 2009**

Dan Bylsma becomes the first coach in hockey history to begin the season in the American Hockey League and finish the season as the head coach of a Stanley Cup-winning team as the Pittsburgh Penguins defeat the Detroit Red Wings in Game 7 of the Stanley Cup Final, 2-1.

**February 17, 2010**

Chris Conner uncorked three goals and three assists for a franchise record-setting six-point outing against the Albany River Rats. Meanwhile, the team set a new franchise record with nine goals in a 9-2 victory.

**July 31, 2010**

John Hynes is named the seventh head coach in Wilkes-Barre/Scranton Penguins history.

**February 26, 2011**

The Penguins have their longest shootout in franchise history, going 11-rounds deep against the Norfolk Admirals. Joey Haddad scored the winning goal for Wilkes-Barre/Scranton and Brad Thiessen was the winning goalie. The shootout score was 5-4, and the game's final score was 3-2.

**March 17, 2012**

Alexandre Picard pots three goals against the Worcester Sharks, becoming the first defenseman in franchise history to record a hat trick.

**January 20, 2013**

The Penguins and Hershey Bears took things outside and participated in the AHL Outdoor Classic at Hersheypark Stadium. The fifth outdoor game in league history ended in a 2-1 overtime win for Wilkes-Barre/Scranton.

**March 1, 2013**

Tom Kostopoulos records his 100<sup>th</sup> goal in a Wilkes-Barre/Scranton Penguins uniform in a 3-2 loss to the Hershey Bears.

**May 22, 2013**

Wilkes-Barre/Scranton defeated the Providence Bruins, 5-0, in Game 7 of the Eastern Conference Semifinals after trailing in the series 3-0. The Pens became the third team in Calder Cup Playoffs history to advance after falling behind 3-0 in a series and was the first team ever to complete the comeback by winning Game 7 on the road.

**April 4, 2014**

Tom Kostopoulos records his 300<sup>th</sup> point in a Wilkes-Barre/Scranton Penguin uniform in a 5-4 loss while visiting the Binghamton Senators.

**March 7, 2015**

In his rookie season, Matt Murray sets the AHL's all-time shutout streak record at 304:11.

**March 22, 2015**

Matt Murray makes 32 saves at PPL Center against the Lehigh Valley Phantoms for his 10<sup>th</sup> shutout of the season, becoming the fourth goaltender ever to post double-digit shutouts in one year and broke a 72-year old record for shutouts by a rookie (Gordie Bell, 9). Murray went on to earn 12 shutouts by season's end.

**June 18, 2015**

Mike Sullivan is named the eighth head coach in Wilkes-Barre/Scranton Penguins history.

**November 15, 2015**

Wilkes-Barre/Scranton rallies from down 5-1 to defeat the Hartford Wolf Pack in overtime, 7-6, completing the biggest comeback win in Penguins history as well as setting the franchise's new winning-streak record with the team's 11<sup>th</sup>-straight victory.

**November 28, 2015**

The Penguins defeat the Hershey Bears, 3-2, and secure the longest home winning streak in team history, 10, beginning the 2015-16 season 10-0 at Mohegan Sun Arena at Casey Plaza.

**December 11, 2015**

Tom Kostopoulos plays in his 500<sup>th</sup> game with Wilkes-Barre/Scranton, the first player in Penguins history to reach the milestone.

**December 12, 2015**

Mike Sullivan is named head coach of the Pittsburgh Penguins. Jay Leach takes over head coaching duties with Wilkes-Barre/Scranton on an interim basis. That same night, the Penguins shut-out the Albany Devils, 4-0.

**December 22, 2015**

Clark Donatelli is named the 10<sup>th</sup> head coach in Wilkes-Barre/Scranton Penguins history.

**March 6, 2016**

Tom Kostopoulos becomes the fourth player in hockey history to play in both 600 NHL games and 600 AHL games over the course of his career.

**April 23, 2016**

Casey DeSmith turns aside 59 shots from the Providence Bruins, the most saves in a playoff game in franchise history as the Penguins won, 5-4, in double overtime to sweep the Atlantic Division Semifinals.

**June 12, 2016**

Mike Sullivan becomes the second coach in team history to start the season in the AHL and win the Stanley Cup with Pittsburgh that same season. Their Cup-winning roster also featured 13 players developed in Wilkes-Barre/Scranton.

**October 23, 2016**

Dominik Simon scores on the first overtime penalty shot in team history, giving the Penguins a 2-1 win over the Hershey Bears at Giant Center.

**December 10, 2016**

Down 2-0 to the Hershey Bears on home ice, Oskar Sundqvist spearheads a 6-2 comeback win for the Penguins with a four-goal outing, tying the franchise record for goals in one game.

**January 28, 2017**

Tom Kostopoulos notches a goal in a 6-2 victory while visiting the Bingham Senators to become the 91<sup>st</sup> player in AHL history to reach 500 career points.

**February 4, 2017**

Tom Kostopoulos appears in his 600<sup>th</sup> game with Wilkes-Barre/Scranton, making him just the 14<sup>th</sup> person in league history to play in 600 or more games with one club.

**December 1, 2017**

In his first game back after losing his mother to a battle with cancer, Garrett Wilson records his first career hat trick in the first period of an eventual 5-4 OT win over the Milwaukee Admirals.

**January 13, 2018**

While visiting the Laval Rocket, Andrey Pedan notches a hat trick, making him the second defenseman in team history to achieve the feat. It also marked the first instance in team history of two players registering hat tricks in back-to-back games (Ryan Haggerty, Jan. 12, 2018).

**April 7, 2018**

Tom Kostopoulos appears in his final regular season home game with Wilkes-Barre/Scranton. The evening began with a video tribute to the Penguins' long-time captain, and ended in a 7-4 drubbing of the Binghamton Devils.

**April 13, 2018**

Daniel Sprong establishes a new franchise record for goals by a rookie by potting his 31<sup>st</sup> goal of the season in a game against the Springfield Thunderbirds. Sprong eventually ended the season with 32 tallies.

**November 14, 2018**

Tristan Jarry flings the puck to back of an empty net in a Wednesday morning game against the Springfield Thunderbirds to score the first goalie goal in Penguins franchise history.

**February 6, 2019**

Ethan Prow scores for the third straight game as part of a 2-1 loss to the Bridgeport Sound Tigers and established a 10-game point streak, the longest in Penguins history for a defenseman.

**May 6, 2019**

The Pittsburgh Penguins and Luzerne County Convention Center Authority jointly announced a principle agreement on a 10-year lease extension to keep the Penguins in Northeast Pennsylvania.

**June 28, 2019**

Mike Vellucci is named the 11<sup>th</sup> head coach in Wilkes-Barre/Scranton history.

**November 1, 2019**

By scoring with less than a minute left in the first period at Lehigh Valley, Stefan Noesen became the first player in Penguins history to score 10 goals in his first 10 games with the team.

**November 17, 2019**

Casey DeSmith denies 28 shots in regulation and overtime, then all three Hershey Bears shootout attempts and becomes the second

**February 22, 2020**

Adam Johnson converts on the second overtime penalty shot in team history, giving the Penguins

**March 12, 2020**

The AHL moves to halt all operations mid-season as a result of the COVID-19 pandemic.

**May 10, 2020**

The AHL officially cancels the 2020-21 season as a result of the COVID-19 pandemic, marking the first time in the trophy's history that the Calder Cup was not awarded.

**September 11, 2020**

J.D. Forrest is named the 12<sup>th</sup> head coach in Wilkes-Barre/Scranton history.

**February 8, 2021**

After days, the Penguins officially resume play by opening an abbreviated 2020-21 season against the Binghamton Devils.

**October 16, 2021**

During Wilkes-Barre/Scranton's season opener at Mohegan Sun Arena at Casey Plaza, referee Katie Guay becomes the first female official in AHL history.

**December 12, 2021**

With a 28-save blanking of the Springfield Thunderbirds, Matt Jurusik becomes the first goalie in Penguins history to record a shutout in his AHL debut.

**April 2, 2022**

The Penguins tie a franchise record by scoring nine goals in front of a sold-out crowd during a 9-2 triumph over the Bridgeport Islanders.

**November 25, 2022**

In a shootout victory over the Lehigh Valley Phantoms, Dustin Tokarski earned his 200<sup>th</sup> career AHL win. He became just the 14<sup>th</sup> goalie in league history to accomplish that feat.

**March 4, 2023**

The Penguins played the Cleveland Monsters outside at the home of the NFL's Cleveland Browns, FirstEnergy Stadium. Announced attendance was 22,875, making it the second-largest crowd to watch an AHL outdoor game.

WILKES-BARRE/SCRANTON

**PENGUINS**