

LET  
'EM  
COOK

2 0 2 4 \_ C A L D E R \_ C U P \_ P L A Y O F F S

# SERIES GUIDE




ROUND \_ 1


VS \_ L E H I G H \_ V A L L E Y \_ P H A N T O M S \_



# TABLE OF CONTENTS

Series Schedule.....	pg. 3
Regular Season Team Stats.....	pg. 3
Playoff Histories.....	pg. 4
Regular Season Head-to-Head.....	pg. 4
WBS vs. LV Season Series Timeline.....	pg. 5
Wilkes-Barre/Scranton 2023-24 Season in Review.....	pg. 6
Blomma.....	pg. 7
Penguins NHL Contributions.....	pg. 8
Penguins vs. Phantoms: “The Rivalry Cometh” .....	pg. 9
Wilkes-Barre/Scranton Roster.....	pg. 10
Lehigh Valley Roster.....	pg. 11
Calder Cup Playoffs Numbers to Know.....	pg. 12
Penguins Playoff Record Book.....	pg. 14
Year-by-Year Results.....	pg. 14
Record by Situation.....	pg. 20
Miscellaneous Team Records.....	pg. 21
Overtime Games.....	pg. 22
Shutouts.....	pg. 24
Hat Tricks.....	pg. 24
Penalty Shots.....	pg. 24
Individual Records.....	pg. 25
All-Time Playoff Leaders.....	pg. 26
The Story of the Calder Cup.....	pg. 27





ROUND 1  
VS LEHIGH VALLEY PHANTOMS



LET  
'EM  
COOK

## GAME ONE

APR. 24TH AT 7:05PM  
HOME\_MOHEGAN\_SUN

## GAME TWO

APR. 26TH AT 7:05PM  
AWAY\_PPL\_CENTER

## GAME THREE\*

APR. 28TH AT 5:05PM  
HOME\_MOHEGAN\_SUN

All games broadcast on WILK Newsradio (103.1 FM, 910 AM, 980 AM, 1300 AM)

## REGULAR SEASON TEAM STATS

32-31-6-3 (23<sup>rd</sup>)

2.65 (29<sup>th</sup>)

3.01 (17<sup>th</sup>)

2 (T-23<sup>rd</sup>)

18.4% (T-14<sup>th</sup>)

79.8% (24<sup>th</sup>)

-41 (31<sup>st</sup>)

8 (T-11<sup>th</sup>)

.900 (24<sup>th</sup>)

8.8% (31<sup>st</sup>)

COOPER MARODY

**56 PTS**

Record

Goals per game

Goals Against per game

Shutouts

Power Play

Penalty Kill

PP-PK Opportunities

Shorthanded Goals

Team Save %

Shooting %

Leading Scorer

39-24-8-1 (9<sup>th</sup>)

2.93 (23<sup>rd</sup>)

2.96 (12<sup>th</sup>)

3 (T-17<sup>th</sup>)

17.2% (27<sup>th</sup>)

85.4% (2<sup>nd</sup>)

+13 (10<sup>th</sup>)

6 (T-19<sup>th</sup>)

.913 (6<sup>th</sup>)

10.1% (19<sup>th</sup>)

TY SMITH

**43 PTS**





# PLAYOFF HISTORIES

	Playoff Appearances	All-Time Record	Series Record	Finals Appearances	Calder Cups
<b>W-B/SCRANTON :</b>	19	106-102	23-17	3	0
<b>LEHIGH VALLEY :</b>	4	10-11	2-3	0	0



## 2023-24 HEAD-TO-HEAD



4-7-1-0  
1-5-0-0  
3-2-1-0

**RECORD**  
**HOME**  
**AWAY**

8-1-2-1  
3-1-2-0  
5-0-0-1

Jan. 6, 2024 – Phantoms 4 @ Penguins 3 (OT)  
Jan. 26, 2024 – Penguins 4 @ Phantoms 3  
Feb. 3, 2024 – Penguins 3 @ Phantoms 1  
Feb. 9, 2024 – Penguins 4 @ Phantoms 5 (SO)  
Feb. 21, 2024 – Phantoms 3 @ Penguins 2 (OT)  
Mar. 8, 2024 – Penguins 3 @ Phantoms 2  
Mar. 9, 2024 – Phantoms 4 @ Penguins 2  
Mar. 13, 2024 – Phantoms 0 @ Penguins 3  
Mar. 24, 2024 – Penguins 3 @ Phantoms 1  
Mar. 30, 2024 – Phantoms 3 @ Penguins 4 (OT)  
Apr. 7, 2024 – Phantoms 1 @ Penguins 5  
Apr. 20, 2024 – Penguins 2 @ Phantoms 0

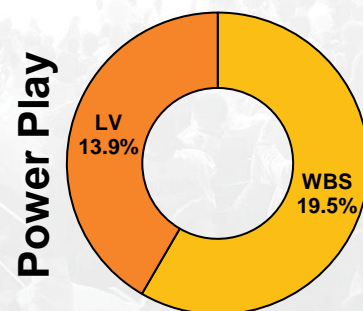
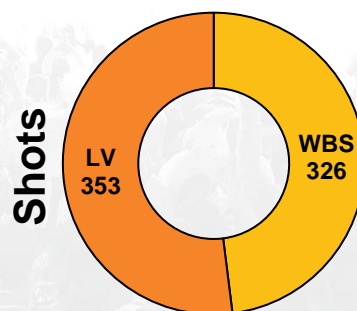
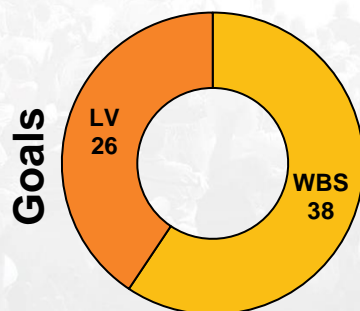
### SEASON SERIES TOP SCORER

**VINNIE HINOSTROZA**

#13 WILKES-BARRE/SCRANTON PENGUINS

**3 GOALS + 8 ASSISTS**

**11 POINTS** **12 GAMES vs. LEHIGH VALLEY**



# SEASON SERIES TIMELINE

**THE PENGUINS AND PHANTOMS FACED OFF 12 TIMES DURING THE REGULAR SEASON...  
THEIR 12-GAME SET TOOK PLACE OVER 105 DAYS, AFTER THREE MONTHS WITHOUT A HEAD-TO-HEAD**

## **JAN. 6 - LV 4 at WBS 3 [OT]**

The Phantoms overcame a 3-1 deficit in the third period, culminating in Samu Tuomaala's overtime winner.

## **FEB. 3 - WBS 3 at LV 1**

The Penguins entered the All-Star break with their heads held high thanks to a shorthanded winner by Joona Koppanen. However, the team lost Marc Johnstone to a long-term injury on a hit by Emil Andrae.

## **FEB. 21 - LV 3 at WBS 2 [OT]**

The Phantoms scored three unanswered goals to come from behind and stun the Penguins on their home ice again. Cooper Marody tied the game, then won it in OT.

## **MAR. 9 - LV 4 at WBS 2**

The Phantoms rode a shocking, four-goal third period to victory. Garrett Wilson received a match penalty for a check to the head of Ty Smith, but Brendan Furry scored shorthanded as the Penguins came unglued. Wilson was later dolled a three-game suspension.

## **MAR. 24 - WBS 3 at LV 1**

Joel Blomqvist shined with 34 spectacular saves while veteran leaders on the blue line Taylor Fedun and Xavier Ouellet found the back of the net.

## **APR. 7 - LV 1 at WBS 5**

The Pens concluded a three-in-three weekend with a decisive victory, but an injury to their leading scorer, Ty Smith, cast a somber mood.

## **JAN. 26 - WBS 4 at LV 3**

Sam Poulin notched a Gordie Howe hat trick, then added a second goal that sealed a Penguins victory with 1:29 left in regulation.

## **FEB. 9 - WBS 4 at LV 5 [SO]**

A three-goal second period put Lehigh Valley in the driver's seat, but the Penguins rallied in the third to force OT. Matt Brown, who went goalless in the regular season, buried the shootout deciding goal in the fourth round.

## **MAR. 8 - WBS 3 at LV 2**

Wilkes-Barre/Scranton turned the tables on its turnpike rival by staging a third-period comeback. Rhett Gardner tucked two for the Phantoms, but Corey Andonovski delivered the dagger with 2:08 left in regulation.

## **MAR. 13 - LV 0 at WBS 3**

Jagger Joshua landed the first two-goal game of his pro career, but the headlines went to Joel Blomqvist, who finally secured his first AHL shutout.

## **MAR. 30 - LV 3 at WBS 4 [OT]**

The Penguins exorcized long-standing overtime demons when Corey Andonovski wowed a rowdy crowd with a highlight-reel tally. Avery Hayes tied things late with his first AHL goal.

## **APR. 20 - WBS 2 at LV 0**

Wilkes-Barre/Scranton ended its 25<sup>th</sup> season by blanking Lehigh Valley, its fifth-straight win in the season series. Ludovic Waeber earned his first shutout as a Penguin.

◆ = Lehigh Valley plays any other team  
◆ = W-B/Scranton plays any other team

● = W-B/Scranton & Lehigh Valley play each other  
— = one day

# W-B/SCRANTON PENGUINS 2023-24 SEASON IN REVIEW

## A LOOK BACK AT SOME OF THE MOST IMPORTANT ASPECTS OF THE PENGUINS' REGULAR SEASON

**“ON A MISSION”** • At the end of the 2022-23 season, the Penguins found themselves in unfamiliar territory: Last place in the division and outside the Calder Cup Playoffs. At the start of the 2023-24 campaign, Wilkes-Barre/Scranton made it clear that the team would not befall the same fate again. In fact, as early as training camp, veteran defenseman and alternate captain Xavier Ouellet remarked that he and his teammates were “on a mission” to fix the wrongs of the previous year. They proved to be successful in that mission by generating a 21-point turnaround in the standings despite countless roster changes throughout the season. That 21-point season-over-season improvement was the third-best in the league and tops in the Eastern Conference.

---

**A NEW “FLOWER” BLOOMS** • Wilkes-Barre/Scranton has a tradition of developing prolific talent for their parent club, the Pittsburgh Penguins. This season, Joel Blomqvist emerged as the latest in a storied line of young, talented goalies to wear the Penguins’ sweater. The second-round selection in 2021 came to Northeast Pennsylvania with high marks from his time in his homeland of Finland. He quickly exceeded those expectations and never slowed down. Blomqvist finished the season third overall in goals against average (2.16) and fifth in save percentage (.921). He was chosen as the Penguins’ representative for the 2024 AHL All-Star Classic, was named to the AHL All-Rookie Team and a Second Team All-Star. Blomqvist’s 25 victories fell one shy of tying the Penguins’ franchise record for wins by a rookie, a record set by Marc-André Fleury.

---

**TOP SCORERS TRADED** • It is not uncommon for AHL clubs to lose a top producer to NHL call-up or packaged in a trade. It is uncommon to have your top scorer traded on three different occasions in the same season. Rem Pitlick was atop the Penguins’ leaderboard when he was dealt by Pittsburgh to the Chicago Blackhawks on Jan. 6. Alex Nylander took over that top spot and led the team when Pittsburgh sent him to the Columbus Blue Jackets on Feb. 23. Just as defenseman Ty Smith assumed the highest point total on the club, he was packaged with Jake Guentzel to the Carolina Hurricanes on Mar 7. The affiliate-less Canes assigned Smith back to Wilkes-Barre/Scranton, but was lost to injury one month later. Despite these departures, the Penguins offense improved to average 3.23 goals per game after the All-Star break, including three separate six-goal games.

---

**POWER COASTER** • The Penguins’ power play was an enigmatic one this season, fluctuating between highs and lows. On Dec. 22, Wilkes-Barre/Scranton was 20.9% on the man advantage. The team then went on a 6-for-81 (7.4%) skid over its next 26 games. Things turned around in a big way, as the Penguins were 21.8% from Mar. 1 to the end of the regular season. The Penguins also showed a penchant for scoring shortly after a man advantage had ended, notching nine goals within 15 seconds of a power play’s expiration.

---

**LATE-SEASON SURGE** • With the Calder Cup Playoffs back in their sights, Wilkes-Barre/Scranton took off in its final games of the season. The Penguins rattled off a season-high seven-game win streak and seized victory in eight of its last 10 contests. Wilkes-Barre/Scranton received contributions from up and down its lineup during this run, from roster regulars to unheralded rookies to ECHL call ups and everyone in between. The wins were a perfect reflection of the team’s mindset, as postseason preparation was at the top of everyone’s minds. “I think we took a couple really good strides in terms of getting a good sense of playoff hockey and the type of hockey we’re going to have to play to win playoff games,” said captain and 13<sup>th</sup> year pro Taylor Fedun.



# BLOMMA

BLOMMA - SWEDISH "BLOO-MAH" [NOUN]: FLOWER; [VERB]: BLOSSOM, BLOOM

## JOEL BLOMQVIST

AHL ALL-STAR CLASSIC

ALL-ROOKIE TEAM

SECOND TEAM ALL-STAR

### 2023-24 AMERICAN HOCKEY LEAGUE GOALS AGAINST AVERAGE LEADERS

1	HUNTER SHEPARD	HER	1.76
2	CLAY STEVENSON*	HER	2.06
3	JOEL BLOMQVIST*	WBS	2.16
4	CHRIS DRIEDGER	CV	2.26
5	YAROSLAV ASKAROV	MIL	2.39

### 2023-24 AMERICAN HOCKEY LEAGUE SAVE PERCENTAGE LEADERS

1	HUNTER SHEPARD	HER	.929
2	DEVON LEVI*	ROC	.927
3	CLAY STEVENSON*	HER	.922
4	DUSTIN WOLF	CGY	.922
5	JOEL BLOMQVIST*	WBS	.921

### 2023-24 AMERICAN HOCKEY LEAGUE WINS LEADERS

1	MATTHEW VILLALTA	TUC	31
T2	YAROSLAV ASKAROV	MIL	30
T2	JET GREAVES	CLE	30
4	HUNTER SHEPARD	HER	27
T5	JOEL BLOMQVIST*	WBS	25
T5	SPENCER KNIGHT	CLE	25

### WILKES-BARRE/SCRANTON SINGLE-SEASON WINS LEADERS

1	BRAD THIESSEN	35	2010-11
2	JOHN CURRY	33	2008-09
3	DANY SABOURIN	30	2005-06
4	TRISTAN JARRY	28	2016-17
T5	JEFF ZATKOFF	26	2012-13
T5	MARC-ANDRÉ FLEURY*	26	2004-05
T7	JOEL BLOMQVIST*	25	2023-24
T7	MATT MURRAY*	25	2014-15
9	JOHN CURRY*	24	2007-08
T10	three players tied	23	

\* = rookie

### vs. LEHIGH VALLEY PHANTOMS

9 GP   6-1-2   2.10 GAA   .929sv%  
1 SHUTOUT   4-GAME WIN STREAK

# W-B/SCRANTON PENGUINS 2023-24 NHL CONTRIBUTIONS

AS THE PRIMARY AFFILIATE OF THE PITTSBURGH PENGUINS, WBS PRIDES ITSELF  
ON CONSISTENTLY DEVELOPING NATIONAL HOCKEY LEAGUE-CALIBER TALENT

**NHL DEBUTS** • The following are players who played for Wilkes-Barre/Scranton during the 2023-24 season and also played in their first NHL game with Pittsburgh...

**RYAN SHEA**



OCT. 21, 2023 @ ST. LOUIS

**JOHN LUDVIG**



OCT. 24, 2023 VS. DALLAS

**MARC JOHNSTONE**



DEC. 8, 2023 @ FLORIDA

**JACK ST. IVANY**



MAR. 22, 2024 @ DALLAS

**FIRST NHL GOALS** • The following are players who played for Wilkes-Barre/Scranton during the 2023-24 season and also scored their first NHL goal with Pittsburgh...

**VALTTERI PUUSTINEN**



DEC. 27, 2023 @ NYI

**JOHN LUDVIG**



FEB. 14, 2024 VS. FLORIDA

**JONATHAN GRUDEN**



MAR. 2, 2024 @ CALGARY

**RYAN SHEA**



APR. 4, 2024 @ WASHINGTON

**2023-24 NHL GAMES** • The following are players who played at least one game with Wilkes-Barre/Scranton and one game with Pittsburgh during the 2023-24 season...

**JONATHAN GRUDEN (47/13)**

**VINNIE HINOSTROZA (42/14)**

**PIERRE-OLIVIER JOSEPH (2/52)**

**JOHN LUDVIG (4/33)**

**ALEX NYLANDER (43/28)**

**JESSE PULJUJÄRVI (13/22)**

**RYAN SHEA (23/31)**

**COLIN WHITE (21/28)**

**JANSEN HARKINS (14/45)**

**MARC JOHNSTONE (41/1)**

**JOONA KOPPANEN (58/4)**

**ALEX NEDELJKOVIC (1/38)**

**SAM POULIN (41/3)**

**VALTTERI PUUSTINEN (24/52)**

**JACK ST. IVANY (54/14)**

**RADIM ZOHORNA (30/33)**

(AHL games / NHL games)



# PENGUINS vs. PHANTOMS

## "THE RIVALRY COMETH"

BY: NICK HART

Perhaps it's appropriate that the Wilkes-Barre/Scranton Penguins' 25<sup>th</sup> season celebration features a playoff series never seen before, but one that's also dipped in nostalgia. It's fresh, but also retro. It's new, but familiar.

It's Wilkes-Barre/Scranton vs. Lehigh Valley.

This best-of-three, opening-round series of the 2024 Calder Cup Playoffs marks the first-ever playoff meeting between two Keystone State rivals who have rolled up their sleeves and squared off against one another 114 times in the regular season since the Phantoms set up shop in Allentown at the start of the 2014-15 season. It took 10 seasons for Wilkes-Barre/Scranton and Lehigh Valley to clash in the postseason, but this isn't the first go-around for the Penguins and Phantoms...

Wilkes-Barre/Scranton engaged in four storied playoff series with the Philadelphia Phantoms, back when the Philadelphia Flyers' primary affiliate shared the scene in the City of Brotherly Love. Those series between the Penguins and Phantoms created several iconic moments, from the exhilaration of Andy Chiodo's center-ice fight with Antero Niittymäki to the heartbreak of allowing six unanswered, third-period goals to lose a multi-goal lead. That rally led by Mike Richards and Jeff Carter in 2005 marked the Phantoms' only series win over the Penguins, while Wilkes-Barre/Scranton triumphed in 2001, 2004 and 2008.

This chapter of the Penguins and Phantoms rivalry is poised to be another classic, but one that could go by in a flash. The best-of-three format leaves little room for error. And during the regular-season series between these turnpike rivals, both teams showed an ability to take advantage of their opponent's lapses. Whether it was late-regulation winners, multi-goal comebacks, or special teams supremacy, almost every game in the 12-game series provided learning experiences – both positive and negative – ahead of this fleeting postseason bout.

Wilkes-Barre/Scranton won the regular-season series decisively, going 8-1-3-1 (.833) against Lehigh Valley, including a 5-0-0-1 record at PPL Center. However, there are no bonus points for losing in overtime come the playoffs, and the Penguins suffered some memorable scars in post-regulation play against the Phantoms. Three of Lehigh Valley's wins in the season series came on Wilkes-Barre/Scranton's home ice. In all three instances, the Phantoms trailed going into the third period. Two of those wins came despite trailing by multiple goals in the final frame.

Ultimately, the Phantoms amassed eight wins on the season when trailing after two periods, tied for the most in the league.

It wasn't just Lehigh Valley pulling off comebacks, though. The Penguins gave them a taste of their own medicine on a handful of occasions, too. In the series overall, the team that was scored on first went 5-6-0-1.

A best-of-three series – between two heated rivals, mind you – is unpredictable enough on its own. But before it flies by, fans should take a moment to soak in a unique playoff matchup. Two franchises with playoff history butting heads once again. Two cities separated by an hour on the Pennsylvania turnpike meet for the first time. It's a vintage rivalry with a new-car smell.

Above all else, it's been a long time coming.



# WILKES-BARRE/SCRANTON PENGUINS

## ROSTER

### SKATERS

### 2023-24 Stats

#	Name	Pos.	Ht	Wt	GP	G	A	Pts.	PIM	+/-
3	Jack St. Ivany	D	6-3	195	54	4	11	15	30	+17
4	Taylor Fedun "C"	D	6-1	200	43	1	11	12	42	+11
5	Ryan Shea	D	6-1	177	23	2	4	6	8	E
9	Marc Johnstone	RW	6-0	181	41	3	6	9	29	-2
11	Vasily Ponomarev	C	5-11	180	45	9	21	30	16	-20
12	Corey Andonovski	RW	6-1	195	63	7	23	30	99	-7
13	Vinnie Hinostroza	C	5-10	180	42	16	19	35	32	+1
15	Joona Koppanen	LW	6-5	210	58	6	15	21	22	-2
16	Logan Pietila	RW	5-11	185	3	0	0	0	0	E
22	Sam Poulin	C	6-2	213	41	16	15	31	35	+10
23	Jagger Joshua	LW	6-3	210	63	10	15	25	93	+14
24	Ty Smith	D	5-11	180	63	9	34	43	36	-12
26	Austin Rueschhoff	RW	6-7	230	67	15	13	28	63	-7
34	Peter Abbandonato	C	5-10	194	45	8	18	26	6	E
36	Tristan Broz	C	6-0	190	-	-	-	-	-	-
37	Matt Filipe	LW	6-2	196	51	5	5	10	30	-1
38	Owen Pickering	D	6-4	195	-	-	-	-	-	-
42	Ville Koivunen	C	6-0	172	-	-	-	-	-	-
44	Jonathan Gruden	C	6-0	190	47	13	11	24	43	-2
46	Mathieu De St. Phalle	RW	5-9	170	7	1	0	1	0	+1
47	Sam Houde	C	6-0	172	12	4	8	12	2	-2
48	Valtteri Puustinen	RW	5-9	183	24	5	8	13	4	-6
49	Beau Jelsma	C	5-10	174	4	1	2	3	2	+2
51	Jack Rathbone	D	5-11	182	69	9	16	25	23	+16
53	Dmitri Samorukov	D	6-3	188	64	5	10	15	28	+7
56	Scooter Brickey	D	6-4	215	8	0	1	1	4	+2
61	Xavier Ouellet	D	6-0	200	63	2	23	25	31	+9
63	Radim Zohorna	C	6-7	225	30	10	16	26	10	+3
74	Cooper Foster	C	6-0	187	-	-	-	-	-	-
76	Emil Pieniniemi	D	6-2	176	-	-	-	-	-	-
79	Owen Headrick	D	6-0	183	20	1	4	5	4	-1
80	Raivis Ansons	LW	6-1	186	34	2	5	7	25	+1
85	Avery Hayes	RW	5-10	175	29	6	3	9	6	-1

### GOALIES

#	Name	Ht	Wt	GP	W	L	OT	GAA	SV%	SO
30	Joel Blomqvist	6-2	187	45	25	12	6	2.16	.921	1
33	Taylor Gauthier	6-2	208	4	1	2	1	3.87	.889	1
45	Ludovic Waeber	6-1	175	19	9	7	0	2.8	.893	2

### STAFF

Erik Heasley  
J.D. Forrest

General Manager  
Head Coach

Sheldon Brookbank  
Kevin Porter  
Nick Biamonte

Assistant Coach  
Assistant Coach  
Video Coach



# LEHIGH VALLEY PHANTOMS

## ROSTER

### SKATERS

### 2023-24 Stats

#	Name	Pos	Ht	Wt	GP	G	A	Pts.	PIM	+/-
2	Helge Grans	D	6-3	205	56	1	7	8	24	+1
3	Adam Karashik	D	6-0	201	27	1	4	5	23	+2
4	Will Zmolek	D	6-3	194	6	0	2	2	0	-2
5	Ethan Samson	D	6-3	205	63	3	9	12	56	-7
6	Emil Andrae	D	5-9	176	61	5	27	32	66	-10
7	Louie Belpedio	D	5-11	196	38	4	6	10	55	-1
8	Mason Millman	D	6-1	186	15	0	4	4	10	-3
9	Tanner Laczynski	C	6-1	190	49	17	27	44	20	+12
10	Evan Polei	LW	6-2	229	38	2	4	6	36	E
12	Ronnie Attard	D	6-3	207	48	10	17	27	37	+4
13	Brendan Furry	LW	6-1	205	57	6	12	18	43	+1
14	Zayde Wisdom	C	5-10	201	49	2	1	3	24	-10
15	Massimo Rizzo	C	5-11	185	-	-	-	-	-	-
16	Jon-Randall Avon	C	6-0	174	65	9	9	18	20	-10
17	Garrett Wilson "C"	LW	6-3	218	59	8	11	19	216	-9
18	Tyler Gratton	RW	6-2	198	1	0	0	0	0	E
19	Hunter McDonald	D	6-4	205	11	0	3	3	12	+6
20	Cooper Marody	RW	6-0	195	68	19	37	56	42	-26
22	Rhett Gardner	C	6-3	225	60	10	13	23	89	+2
23	Bobby Brink	RW	5-8	165	13	7	6	13	2	E
24	Adam Brooks	C	5-10	185	47	13	12	25	12	-2
25	Matt Miller	RW	6-3	201	6	1	0	1	0	-2
27	Samu Tuomaala	RW	5-10	180	69	15	28	43	12	-1
28	Olle Lycksell	RW	5-11	176	38	19	20	39	14	+6
37	Adam Ginning	D	6-4	205	58	2	13	15	82	-5
39	Jacques Bouquot	C	6-2	190	1	0	0	0	0	E
46	Matt Brown	LW	5-9	190	13	0	2	2	2	-4
56	Jacob Gaucher	C	6-3	185	59	8	8	16	18	-7
91	Elliot Desnoyers	LW	5-11	186	63	6	16	22	23	-9
98	Victor Mete	D	5-9	187	59	1	15	16	22	-7

### GOALIES

#	Name	Ht	Wt	GP	W	L	OT	GAA	SV%	SO
31	Parker Gahagen	6-3	195	18	7	8	3	2.59	.914	0
32	Felix Sandström	6-2	196	24	13	7	3	3.15	.884	0
35	Alexei Kolosov	6-0	185	2	1	1	0	3.03	.885	0
40	Cal Petersen	6-1	180	28	10	15	3	2.71	.902	2

### STAFF

Barry Hanrahan	General Manager	Jason Smith	Assistant Coach
Ian Lapperrière	Head Coach	John Snowden	Assistant Coach
Bill Downey	Assistant Coach / Director of Hockey Operations		

# CALDER CUP PLAYOFFS

## NUMBERS TO KNOW

1

This Opening Round marks the first playoff series between Wilkes-Barre/Scranton and Lehigh Valley since the Phantoms moved to Allentown, PA in 2014

19

The number of Calder Cup Playoff appearances by the Wilkes-Barre/Scranton Penguins

63

The number of miles separating Mohegan Sun Arena at Casey Plaza and PPL Center

4

overtime games played between the Penguins and Phantoms during the regular season

43

games Wilkes-Barre/Scranton did not allow a first-period goal this season

2.65

Lehigh Valley's goals for per game, 29<sup>th</sup> in the AHL and fewest among playoff teams

0

times the Penguins lost in regulation or overtime at PPL Center this season

8

wins when trailing after two periods for Lehigh Valley, tied for most in the league



# CALDER CUP PLAYOFFS

## NUMBERS TO KNOW

20.4%

Lehigh Valley's  
power play with  
*Olle Lycksell*

Lehigh Valley's  
power play without  
*Olle Lycksell*

17.4%

+21

Standings points improved from last season to this season by the Penguins, third-most in the league and first in the Eastern Conference

3

The number of times the Penguins had their leading scorer traded during the season

12

The most Calder Cups won by one franchise in AHL history [Hershey Bears; last in 2023]

28

The AHL record for points by a defenseman in one playoffs, set in 2008 by Wilkes-Barre/Scranton's *Alex Goligoski*

59

The Penguins franchise record for saves in a playoff game, owned by *Casey DeSmith* [Apr. 23, 2016 – W-B/Scranton 5 @ Providence 4]

146:48

The longest game in Calder Cup Playoffs history [May 9, 2018 – Lehigh Valley 2 @ Charlotte 1]

4-0

Wilkes-Barre/Scranton's all-time home record in best-of-three playoff series

# W-B/SCRANTON PENGUINS PLAYOFF HISTORY

## YEAR-BY-YEAR RESULTS

**2000 Did Not Qualify**

**2001 Western Conference Quarterfinals vs. Syracuse (W-B/Scranton wins, 3-2)**

April 11	Syracuse	2	@	W-B/Scranton	1 (OT)	L
April 13	Syracuse	2	@	W-B/Scranton	5	W
April 14	W-B/Scranton	5	@	Syracuse	4 (OT)	W
April 16	W-B/Scranton	2	@	Syracuse	3	L
April 18	Syracuse	2	@	W-B/Scranton	6	W

**Western Conference Semifinals vs. Philadelphia (W-B/Scranton wins, 4-2)**

April 21	Philadelphia	3	@	W-B/Scranton	4	W
April 23	Philadelphia	2	@	W-B/Scranton	4	W
April 25	W-B/Scranton	3	@	Philadelphia	0	W
April 27	W-B/Scranton	2	@	Philadelphia	8	L
April 28	Philadelphia	3	@	W-B/Scranton	2 (OT)	L
May 1	W-B/Scranton	3	@	Philadelphia	2 (OT)	W

**Western Conference Final vs. Hershey (W-B/Scranton wins, 4-0)**

May 5	Hershey	1	@	W-B/Scranton	2 (OT)	W
May 7	Hershey	1	@	W-B/Scranton	2 (2OT)	W
May 9	W-B/Scranton	5	@	Hershey	4 (OT)	W
May 12	W-B/Scranton	3	@	Hershey	1	W

**Calder Cup Final vs. Saint John (Saint John wins, 4-2)**

May 17	W-B/Scranton	4	@	Saint John	3	W
May 19	W-B/Scranton	3	@	Saint John	4	L
May 21	Saint John	4	@	W-B/Scranton	1	L
May 23	Saint John	4	@	W-B/Scranton	6	W
May 25	Saint John	4	@	W-B/Scranton	3	L
May 28	W-B/Scranton	0	@	Saint John	1	L

**2002 Did Not Qualify**

**2003 Western Conference Qualifying Round vs. Utah (W-B/Scranton wins, 2-0)**

April 10	Utah	2	@	W-B/Scranton	5	W
April 12	Utah	1	@	W-B/Scranton	2	W

**Western Conference Quarterfinals vs. Grand Rapids (Grand Rapids wins, 3-1)**

April 16	W-B/Scranton	1	@	Grand Rapids	3	L
April 18	W-B/Scranton	1	@	Grand Rapids	2	L
April 19	Grand Rapids	2	@	W-B/Scranton	6	W
April 21	Grand Rapids	3	@	W-B/Scranton	2	L



**2004 East Division Semifinals vs. Bridgeport (W-B/Scranton wins, 4-3)**

April 15	W-B/Scranton	4	@	Bridgeport	5 (OT)	L
April 17	W-B/Scranton	4	@	Bridgeport	5 (OT)	L
April 18	Bridgeport	2	@	W-B/Scranton	3 (OT)	W
April 20	Bridgeport	4	@	W-B/Scranton	2	L
April 22	W-B/Scranton	2	@	Bridgeport	1 (OT)	W
April 23	Bridgeport	0	@	W-B/Scranton	5	W
April 25	W-B/Scranton	3	@	Bridgeport	2 (OT)	W

**East Division Final vs. Philadelphia (W-B/Scranton wins, 4-2)**

May 5	W-B/Scranton	5	@	Philadelphia	4	W
May 7	W-B/Scranton	2	@	Philadelphia	3 (OT)	L
May 8	Philadelphia	0	@	W-B/Scranton	3	W
May 10	Philadelphia	0	@	W-B/Scranton	2	W
May 12	W-B/Scranton	2	@	Philadelphia	4	L
May 14	Philadelphia	1	@	W-B/Scranton	3	W

**Eastern Conference Final vs. Hartford (W-B/Scranton wins, 4-3)**

May 18	Hartford	1	@	W-B/Scranton	3	W
May 20	Hartford	3	@	W-B/Scranton	2 (OT)	L
May 22	W-B/Scranton	2	@	Hartford	3	L
May 23	W-B/Scranton	5	@	Hartford	4	W
May 25	W-B/Scranton	4	@	Hartford	3 (OT)	W
May 28	Hartford	4	@	W-B/Scranton	1	L
May 29	W-B/Scranton	2	@	Hartford	1 (OT)	W

**Calder Cup Final vs. Milwaukee (Milwaukee wins, 4-0)**

June 1	W-B/Scranton	1	@	Milwaukee	2 (OT)	L
June 2	W-B/Scranton	4	@	Milwaukee	8	L
June 4	Milwaukee	2	@	W-B/Scranton	1 (OT)	L
June 6	Milwaukee	7	@	W-B/Scranton	2	L

**2005 East Division Semifinals vs. Binghamton (W-B/Scranton wins, 4-2)**

April 22	W-B/Scranton	2	@	Binghamton	5	L
April 23	W-B/Scranton	2	@	Binghamton	4	L
April 25	Binghamton	2	@	W-B/Scranton	3 (3OT)	W
April 27	Binghamton	0	@	W-B/Scranton	2	W
April 29	W-B/Scranton	3	@	Binghamton	2	W
May 1	Binghamton	1	@	W-B/Scranton	2	W

**East Division Final vs. Philadelphia (Philadelphia wins, 4-1)**

May 4	W-B/Scranton	1	@	Philadelphia	4	L
May 6	W-B/Scranton	1	@	Philadelphia	4	L
May 7	Philadelphia	1	@	W-B/Scranton	3	W
May 10	Philadelphia	5	@	W-B/Scranton	3	L
May 13	W-B/Scranton	4	@	Philadelphia	7	L

**2006 East Division Semifinals vs. Bridgeport (W-B/Scranton wins, 4-3)**

April 20	Bridgeport	2	@	W-B/Scranton	1	L
April 22	Bridgeport	3	@	W-B/Scranton	2	L
April 23	W-B/Scranton	3	@	Bridgeport	2 (OT)	W
April 25	W-B/Scranton	1	@	Bridgeport	0	W
April 26	Bridgeport	3	@	W-B/Scranton	2 (OT)	L
April 28	W-B/Scranton	3	@	Bridgeport	2 (OT)	W
April 29	Bridgeport	4	@	W-B/Scranton	5	W

**East Division Final vs. Hershey (Hershey wins, 4-0)**

May 4	Hershey	5	@	W-B/Scranton	4	L
May 6	Hershey	5	@	W-B/Scranton	0	L
May 7	W-B/Scranton	1	@	Hershey	4	L
May 9	W-B/Scranton	0	@	Hershey	1	L

**2007 East Division Semifinals vs. Norfolk (W-B/Scranton wins, 4-2)**

April 20	Norfolk	5	@	W-B/Scranton	2	L
April 21	Norfolk	2	@	W-B/Scranton	5	W
April 23	W-B/Scranton	3	@	Norfolk	2 (OT)	W
April 25	W-B/Scranton	1	@	Norfolk	4	L
April 27	W-B/Scranton	8	@	Norfolk	1	W
April 29	Norfolk	2	@	W-B/Scranton	3	W

**East Division Final vs. Hershey (Hershey wins, 4-1)**

May 2	W-B/Scranton	3	@	Hershey	4	L
May 4	W-B/Scranton	3	@	Hershey	4 (2OT)	L
May 5	Hershey	2	@	W-B/Scranton	0	L
May 9	Hershey	2	@	W-B/Scranton	3 (OT)	W
May 11	W-B/Scranton	6	@	Hershey	7 (OT)	L

**2008 East Division Semifinals vs. Hershey (W-B/Scranton wins, 4-1)**

April 16	W-B/Scranton	2	@	Hershey	1 (OT)	W
April 19	Hershey	2	@	W-B/Scranton	6	W
April 20	Hershey	1	@	W-B/Scranton	5	W
April 23	W-B/Scranton	2	@	Hershey	3 (OT)	L
April 25	Hershey	3	@	W-B/Scranton	7	W

**East Division Final vs. Philadelphia (W-B/Scranton wins, 4-1)**

May 1	Philadelphia	5	@	W-B/Scranton	2	L
May 3	Philadelphia	4	@	W-B/Scranton	5 (OT)	W
May 5	W-B/Scranton	3	@	Philadelphia	2	W
May 7	W-B/Scranton	8	@	Philadelphia	4	W
May 9	Philadelphia	1	@	W-B/Scranton	3	W

**Eastern Conference Final vs. Portland (W-B/Scranton wins, 4-3)**

May 14	Portland	0	@	W-B/Scranton	2	W
May 15	Portland	3	@	W-B/Scranton	2	L
May 18	W-B/Scranton	2	@	Portland	5	L
May 20	W-B/Scranton	4	@	Portland	3	W
May 21	W-B/Scranton	1	@	Portland	2	L
May 23	Portland	3	@	W-B/Scranton	4 (OT)	W
May 24	Portland	2	@	W-B/Scranton	3	W

**Calder Cup Final vs. Chicago (Chicago wins, 4-2)**

May 29	W-B/Scranton	4	@	Chicago	5	L
June 1	W-B/Scranton	2	@	Chicago	4	L
June 4	Chicago	6	@	W-B/Scranton	1	L
June 6	Chicago	2	@	W-B/Scranton	3	W
June 7	Chicago	1	@	W-B/Scranton	5	W
June 10	W-B/Scranton	2	@	Chicago	5	L



**2009 East Division Semifinals vs. Bridgeport (W-B/Scranton wins, 4-1)**

April 17	W-B/Scranton	3	@	Bridgeport	2	W
April 18	W-B/Scranton	5	@	Bridgeport	4 (OT)	W
April 19	Bridgeport	5	@	W-B/Scranton	4 (OT)	L
April 22	W-B/Scranton	2	@	Bridgeport	1	W
April 24	Bridgeport	2	@	W-B/Scranton	4	W

**East Division Final vs. Hershey (Hershey wins, 4-3)**

May 2	W-B/Scranton	3	@	Hershey	5	L
May 3	W-B/Scranton	1	@	Hershey	3	L
May 6	Hershey	2	@	W-B/Scranton	3 (OT)	W
May 8	Hershey	3	@	W-B/Scranton	6	W
May 9	Hershey	1	@	W-B/Scranton	4	W
May 10	W-B/Scranton	0	@	Hershey	3	L
May 12	W-B/Scranton	0	@	Hershey	3	L

**2010 East Division Semifinals vs. Albany (Albany wins, 4-0)**

April 14	W-B/Scranton	3	@	Albany	4	L
April 16	W-B/Scranton	2	@	Albany	5	L
April 18	Albany	2	@	W-B/Scranton	1	L
April 19	Albany	5	@	W-B/Scranton	3	L

**2011 East Division Semifinals vs. Norfolk (W-B/Scranton wins, 4-2)**

April 15	Norfolk	2	@	W-B/Scranton	1	L
April 16	Norfolk	2	@	W-B/Scranton	0	L
April 19	W-B/Scranton	2	@	Norfolk	1	W
April 20	W-B/Scranton	4	@	Norfolk	2	W
April 22	W-B/Scranton	2	@	Norfolk	1	W
April 23	Norfolk	3	@	W-B/Scranton	6	W

**East Division Final vs. Charlotte (Charlotte wins, 4-2)**

April 28	Charlotte	3	@	W-B/Scranton	2	L
April 30	Charlotte	0	@	W-B/Scranton	3	W
May 2	W-B/Scranton	1	@	Charlotte	2 (OT)	L
May 4	W-B/Scranton	0	@	Charlotte	1	L
May 6	W-B/Scranton	1	@	Charlotte	0	W
May 7	Charlotte	4	@	W-B/Scranton	3	L

**2012 Eastern Conference Quarterfinals vs. Hershey (W-B/Scranton wins, 3-2)**

April 20	Hershey	1	@	W-B/Scranton	3	W
April 21	Hershey	2	@	W-B/Scranton	7	W
April 25	W-B/Scranton	3	@	Hershey	4 (OT)	L
April 27	W-B/Scranton	1	@	Hershey	4	L
April 28	Hershey	1	@	W-B/Scranton	2	W

**Eastern Conference Semifinals vs. St. John's (St. John's wins, 4-3)**

May 1	W-B/Scranton	1	@	St. John's	3	L
May 2	W-B/Scranton	3	@	St. John's	1	W
May 5	St. John's	2	@	W-B/Scranton	1 (OT)	L
May 6	St. John's	3	@	W-B/Scranton	2 (OT)	L
May 8	St. John's	2	@	W-B/Scranton	3 (2OT)	W
May 11	W-B/Scranton	4	@	St. John's	2	W
May 12	W-B/Scranton	2	@	St. John's	3	L

**2013 Eastern Conference Quarterfinals vs. Binghamton (W-B/Scranton wins, 3-0)**

April 27	W-B/Scranton	3	@	Binghamton	2 (OT)	W
April 28	W-B/Scranton	3	@	Binghamton	2	W
May 2	Binghamton	2	@	W-B/Scranton	3	W

**Eastern Conference Semifinals vs. Providence (W-B/Scranton wins, 4-3)**

May 10	W-B/Scranton	5	@	Providence	8	L
May 11	W-B/Scranton	2	@	Providence	4	L
May 15	Providence	2	@	W-B/Scranton	1 (OT)	L
May 17	Providence	1	@	W-B/Scranton	3	W
May 18	Providence	0	@	W-B/Scranton	4	W
May 20	W-B/Scranton	2	@	Providence	1 (OT)	W
May 22	W-B/Scranton	5	@	Providence	0	W

**Eastern Conference Final vs. Syracuse (Syracuse wins, 4-1)**

May 25	W-B/Scranton	4	@	Syracuse	2	W
May 26	W-B/Scranton	2	@	Syracuse	3	L
May 29	Syracuse	2	@	W-B/Scranton	0	L
May 31	Syracuse	4	@	W-B/Scranton	2	L
June 1	W-B/Scranton	0	@	Syracuse	7	L

**2014 Eastern Conference Quarterfinals vs. Binghamton (W-B/Scranton wins, 3-1)**

April 25	W-B/Scranton	3	@	Binghamton	2 (OT)	W
April 26	W-B/Scranton	3	@	Binghamton	4 (OT)	L
April 30	Binghamton	2	@	W-B/Scranton	3 (OT)	W
May 2	Binghamton	1	@	W-B/Scranton	5	W

**Eastern Conference Semifinals vs. Providence (W-B/Scranton wins, 4-3)**

May 9	Providence	4	@	W-B/Scranton	0	L
May 10	Providence	1	@	W-B/Scranton	6	W
May 14	W-B/Scranton	5	@	Providence	4 (2OT)	W
May 16	W-B/Scranton	2	@	Providence	3 (OT)	L
May 17	W-B/Scranton	3	@	Providence	2	W
May 19	Providence	4	@	W-B/Scranton	1	L
May 21	Providence	4	@	W-B/Scranton	5	W

**Eastern Conference Final vs. St. John's (St. John's wins, 4-2)**

May 24	W-B/Scranton	3	@	St. John's	2	W
May 25	W-B/Scranton	1	@	St. John's	2	L
May 28	St. John's	5	@	W-B/Scranton	0	L
May 29	St. John's	2	@	W-B/Scranton	1	L
May 31	St. John's	2	@	W-B/Scranton	4	W
June 3	W-B/Scranton	0	@	St. John's	5	L

**2015 Eastern Conference Quarterfinals vs. Syracuse (W-B/Scranton wins, 3-0)**

April 24	Syracuse	1	@	W-B/Scranton	5	W
April 25	Syracuse	0	@	W-B/Scranton	4	W
April 29	W-B/Scranton	5	@	Syracuse	2	W

**Eastern Conference Semifinals vs. Manchester (Manchester wins, 4-1)**

May 6	W-B/Scranton	3	@	Manchester	4 (3OT)	L
May 7	W-B/Scranton	2	@	Manchester	5	L
May 9	Manchester	1	@	W-B/Scranton	2	W
May 11	Manchester	5	@	W-B/Scranton	2	L
May 12	Manchester	2	@	W-B/Scranton	1	L



**2016 Atlantic Division Semifinals vs. Providence (W-B/Scranton wins, 3-0)**

April 20	Providence	2	@	W-B/Scranton	3 (OT)	W
April 21	Providence	3	@	W-B/Scranton	4 (OT)	W
April 23	W-B/Scranton	5	@	Providence	4 (2OT)	W

**Atlantic Division Final vs. Hershey (Hershey wins, 4-3)**

May 4	W-B/Scranton	4	@	Hershey	0	W
May 6	W-B/Scranton	0	@	Hershey	2	L
May 7	Hershey	5	@	W-B/Scranton	2	L
May 9	Hershey	1	@	W-B/Scranton	2 (OT)	W
May 11	W-B/Scranton	3	@	Hershey	5	L
May 13	Hershey	2	@	W-B/Scranton	6	W
May 15	W-B/Scranton	2	@	Hershey	3 (OT)	L

**2017 Atlantic Division Semifinals vs. Providence (Providence wins, 3-2)**

April 21	W-B/Scranton	1	@	Providence	2	L
April 23	W-B/Scranton	6	@	Providence	5 (OT)	W
April 27	Providence	1	@	W-B/Scranton	2	W
April 28	Providence	4	@	W-B/Scranton	2	L
April 30	Providence	2	@	W-B/Scranton	1	L

**2018 Atlantic Division Semifinals vs. Charlotte (Charlotte wins, 3-0)**

April 21	W-B/Scranton	2	@	Charlotte	3 (OT)	L
April 23	W-B/Scranton	1	@	Charlotte	4	L
April 27	Charlotte	7	@	W-B/Scranton	3	L

**2019 Did not qualify****2020 Playoffs not held due to COVID-19 pandemic****2021 Playoffs not held due to COVID-19 pandemic****2022 Atlantic Division First Round vs. Hershey (W-B/Scranton wins, 2-1)**

May 6	Hershey	0	@	W-B/Scranton	3	W
May 8	W-B/Scranton	1	@	Hershey	2	L
May 9	Hershey	3	@	W-B/Scranton	4 (OT)	W

**Atlantic Division Semifinals vs. Springfield (Springfield wins, 3-0)**

May 11	W-B/Scranton	1	@	Springfield	4	L
May 12	W-B/Scranton	2	@	Springfield	6	L
May 15	Springfield	7	@	W-B/Scranton	6	L

**2023 Did not qualify****2024 Atlantic Division First Round vs. Lehigh Valley**

April 24	Lehigh Valley	@	W-B/Scranton			
April 26	W-B/Scranton	@	Lehigh Valley			
April 28*	Lehigh Valley	@	W-B/Scranton			

\* = if necessary

## POSTSEASON RECORDS vs. OPPONENTS

OPPONENT	SERIES	W	L	GP	W	L	GF	GA	OT	LAST SERIES
Hershey	8	4	4	40	20	20	114	107	8-5	2022 ADFR – Won, 2-1
Philadelphia	4	3	1	22	13	9	68	67	2-2	2006 EDS – Won 4-3
Providence	4	3	1	22	13	9	68	61	6-2	2017 ADSF – Lost, 3-2
Bridgeport	3	3	0	19	12	7	58	49	6-4	2009 EDS – Won 4-1
Binghamton	3	3	0	13	10	3	37	29	4-1	2014 ECQ – Won 3-1
Syracuse	3	2	1	13	7	6	41	34	1-1	2015 ECQF – Won 3-0
Norfolk	2	2	0	12	8	4	37	27	1-0	2011 EDS – Won 4-2
St. John's	2	0	2	13	5	8	25	34	1-2	2014 ECF – Lost 4-2
Albany	1	0	1	4	0	4	9	16	-	2010 EDS – Lost 4-0
Charlotte	2	0	2	9	2	7	16	24	0-2	2018 ADSF – Lost 3-0
Chicago	1	0	1	6	2	4	17	23	-	2008 CCF – Lost 4-2
Grand Rapids	1	0	1	4	1	3	10	10	-	2003 WCQ – Lost 3-1
Hartford	1	1	0	7	4	3	19	19	2-1	2004 ECF – Won 4-3
Lehigh Valley	1									2024 ADFR –
Manchester	1	0	1	5	1	4	10	17	0-1	2015 ECSF – Lost 4-1
Milwaukee	1	0	1	4	0	4	8	19	0-2	2004 CCF – Lost 4-0
Portland	1	1	0	7	4	3	18	18	1-0	2008 ECF – Won 4-3
Saint John	1	0	1	7	2	4	17	20	-	2001 CCF – Lost 4-2
Springfield	1	0	1	3	0	3	9	17	-	2022 ADSF – Lost, 3-0
Utah	1	1	0	2	2	0	7	3	-	2003 WCM – Won 2-0
<b>TOTALS</b>	<b>40</b>	<b>23</b>	<b>18</b>	<b>211</b>	<b>106</b>	<b>105</b>	<b>592</b>	<b>593</b>	<b>32-23</b>	

## HOME/ROAD POSTSEASON SPLITS

OPPONENT	HOME						ROAD					
	GP	W	L	GF	GA	OT	GP	W	L	GF	GA	OT
Albany	2	0	2	4	7	-	2	0	2	5	9	-
Binghamton	6	6	0	18	8	2-0	7	4	3	19	21	2-1
Bridgeport	9	4	5	28	25	1-2	10	8	2	30	24	5-2
Charlotte	4	1	3	11	14	-	5	1	4	5	10	0-2
Chicago	3	2	1	9	9	-	3	0	3	8	14	
Grand Rapids	2	1	1	8	5	-	2	0	2	2	5	-
Hartford	3	1	2	6	8	0-1	4	3	1	13	11	2-0
Hershey	20	16	4	71	43	6-0	20	4	16	43	63	2-5
Lehigh Valley												
Manchester	3	1	2	5	8	-	2	0	2	5	9	0-1
Milwaukee	2	0	2	3	9	0-1	2	0	2	5	10	0-1
Norfolk	6	3	3	17	16	-	6	5	1	20	11	1-0
Philadelphia	11	8	3	34	25	1-1	11	5	6	34	42	1-1
Portland	4	3	1	11	8	1-0	3	1	2	7	10	-
Providence	12	7	5	32	28	2-1	10	6	4	36	33	4-1
Saint John	3	1	2	10	12	-	3	1	2	7	8	-
Springfield	1	0	1	6	7	-	2	0	2	3	10	-
St. John's	6	2	4	11	16	1-2	7	4	4	19	20	-
Syracuse	7	4	3	23	13	0-1	6	2	3	13	19	1-0
Utah	2	2	0	7	3	-	-	-	-	-	-	-
<b>TOTALS</b>	<b>106</b>	<b>62</b>	<b>44</b>	<b>314</b>	<b>264</b>	<b>14-9</b>	<b>105</b>	<b>44</b>	<b>61</b>	<b>274</b>	<b>329</b>	<b>18-14</b>

## COACHES' POSTSEASON RECORDS

COACH	No. of Series	Series Record	Total Games	Games Record	Win%
Glenn Patrick	6	4-2	27	16-11	.593
Todd Richards	6	4-2	34	19-15	.559
John Hynes	12	7-5	64	33-31	.515
Michel Therrien	6	4-2	35	17-18	.486
Clark Donatelli	4	1-3	18	8-10	.444
Todd Reirden	3	1-2	16	7-9	.437
Joe Mullen	2	1-1	11	4-7	.364
J.D. Forrest	2	1-1	6	2-4	.333
<b>TOTALS</b>	<b>41</b>	<b>23-18</b>	<b>211</b>	<b>106-105</b>	<b>.502</b>

## RECORDS BY GAME

	OVERALL	HOME	ROAD	ROUND 1	ROUND 2	ROUND 3	FINAL
Game One	18-23	9-8	9-15	8-10	3-11	5-0	1-2
Game Two	16-25	12-5	4-20	9-9	5-9	1-4	0-3
Game Three	22-17	12-20	10-5	14-4	7-7	1-4	0-3
Game Four	16-18	9-10	7-8	5-8	6-7	3-2	2-1
Game Five	17-11	10-5	7-6	8-2	6-6	2-2	1-1
Game Six	11-7	7-3	4-4	5-0	5-3	1-2	0-2
Game Seven	6-3	3-0	3-3	2-0	2-3	2-0	0-0
<b>TOTALS</b>	<b>106-105</b>	<b>62-44</b>	<b>45-61</b>	<b>51-33</b>	<b>33-46</b>	<b>15-14</b>	<b>4-12</b>

Clinching Games	23-15	16-4	7-11	14-7	7-9	3-1	0-0
Elimination Games	25-17	17-7	8-10	9-5	10-9	4-2	2-3

## RECORDS BY SERIES

	SERIES PLAYED	W-L		SERIES PLAYED	W-L
Record in Two-Game Series	1	1-0	Best-of-Three Series	2	2-0
Record in Three-Game Series	6	4-2	Best-of-Five Series	10	6-4
Record in Four-Game Series	6	2-4	Best-of-Seven Series	29	16-13
Record in Five-Game Series	10	5-5			
Record in Six-Game Series	9	5-4			
Record in Seven-Game Series	9	6-3			

## MISCELLANEOUS TEAM RECORDS

Years in the Playoffs	19	2001, 2003-2018, 2022, 2024
Consecutive Years in the Playoffs	16	2003-2018
Most Consecutive Wins	6	May 1, 2001 – May 17, 2001
Most Consecutive Home Wins	5	April 18, 2004 – May 18, 2004
Most Consecutive Road Wins	4	May 1, 2001 – May 17, 2001
Most Overtime Games in One Playoffs	11	2004
Longest Game	112:26	April 25, 2005 vs. Binghamton (WBS win)



# OVERTIME GAMES

**PENGUINS RECORD: 32-23**

Date	Player	Time	Opponent	Game#	Score	Winner
4/11/01	Chris Nielsen	66:52	Syracuse	1	1-2	Syracuse
<b>4/14/01</b>	<b>Alexandre Mathieu</b>	<b>77:03</b>	<b>at Syracuse</b>	<b>3</b>	<b>5-4</b>	<b>WBS</b>
4/28/01	Michel Picard	68:58	Philadelphia	5	2-3	Philadelphia^
<b>5/1/01</b>	<b>Milan Kraft</b>	<b>72:49</b>	<b>at Philadelphia</b>	<b>6</b>	<b>3-2</b>	<b>WBS*</b>
<b>5/5/01</b>	<b>Billy Tibbetts</b>	<b>64:04</b>	<b>Hershey</b>	<b>1</b>	<b>2-1</b>	<b>WBS</b>
<b>5/7/01</b>	<b>Alexandre Mathieu</b>	<b>95:43</b>	<b>Hershey</b>	<b>2</b>	<b>2-1</b>	<b>WBS</b>
<b>5/9/01</b>	<b>Michal Rozsival</b>	<b>65:02</b>	<b>at Hershey</b>	<b>3</b>	<b>5-4</b>	<b>WBS</b>
4/15/04	Derek Bekar	71:11	at Bridgeport	1	4-5	Bridgeport
4/17/04	Brandon Smith	61:27	at Bridgeport	2	4-5	Bridgeport
<b>4/18/04</b>	<b>Éric Meloche</b>	<b>63:08</b>	<b>Bridgeport</b>	<b>3</b>	<b>3-2</b>	<b>WBS</b>
<b>4/22/04</b>	<b>Tomáš Surový</b>	<b>74:33</b>	<b>at Bridgeport</b>	<b>5</b>	<b>2-1</b>	<b>WBS^</b>
<b>4/25/04</b>	<b>Konstantin Koltsov</b>	<b>71:44</b>	<b>at Bridgeport</b>	<b>7</b>	<b>3-2</b>	<b>WBS*^</b>
5/7/04	Jeff Carter	65:20	at Philadelphia	2	2-3	Philadelphia
5/20/04	Bryce Lampman	65:16	Hartford	2	2-3	Hartford
<b>5/25/04</b>	<b>Shane Endicott</b>	<b>60:32</b>	<b>at Hartford</b>	<b>5</b>	<b>4-3</b>	<b>WBS</b>
<b>5/29/04</b>	<b>Matt Murley</b>	<b>73:21</b>	<b>at Hartford</b>	<b>7</b>	<b>2-1</b>	<b>WBS*^</b>
6/1/04	Mathieu Darche	73:01	at Milwaukee	1	1-2	Milwaukee
6/4/04	Darren Haydar	68:54	Milwaukee	3	1-2	Milwaukee
<b>4/25/05</b>	<b>Colby Armstrong</b>	<b>112:26</b>	<b>Binghamton</b>	<b>3</b>	<b>3-2</b>	<b>WBS</b>
<b>4/23/06</b>	<b>Matt Hussey</b>	<b>61:12</b>	<b>at Bridgeport</b>	<b>3</b>	<b>3-2</b>	<b>WBS</b>
4/26/06	Masi Marjamäki	62:11	Bridgeport	5	3-2	Bridgeport
<b>4/28/06</b>	<b>Ryan Stone</b>	<b>73:39</b>	<b>at Bridgeport</b>	<b>6</b>	<b>3-2</b>	<b>WBS^</b>
<b>4/21/07</b>	<b>Jonathan Filewich</b>	<b>67:03</b>	<b>Norfolk</b>	<b>3</b>	<b>3-2</b>	<b>WBS</b>
5/4/07	Alexandre Giroux	85:57	at Hershey	2	4-3	Hershey
<b>5/9/07</b>	<b>Kurtis McLean</b>	<b>60:35</b>	<b>Hershey</b>	<b>4</b>	<b>3-2</b>	<b>WBS^</b>
5/11/07	Alexandre Giroux	64:58	at Hershey	5	7-6	Hershey*
<b>4/16/08</b>	<b>Chris Minard</b>	<b>64:52</b>	<b>at Hershey</b>	<b>1</b>	<b>2-1</b>	<b>WBS</b>
4/23/08	Alexandre Giroux	60:20	at Hershey	4	3-2	Hershey^
<b>5/3/08</b>	<b>Chris Minard</b>	<b>62:07</b>	<b>Philadelphia</b>	<b>2</b>	<b>5-4</b>	<b>WBS</b>
<b>5/23/08</b>	<b>Connor James</b>	<b>60:20</b>	<b>Portland</b>	<b>6</b>	<b>4-3</b>	<b>WBS^</b>
<b>4/18/09</b>	<b>Chris Minard</b>	<b>64:54</b>	<b>at Bridgeport</b>	<b>2</b>	<b>5-4</b>	<b>WBS</b>
4/19/09	Sean Bentivoglio	69:48	Bridgeport	3	5-4	Bridgeport
<b>5/6/09</b>	<b>Mark Letestu</b>	<b>64:48</b>	<b>Hershey</b>	<b>3</b>	<b>3-2</b>	<b>WBS</b>
5/2/11	Brent Sutter	65:40	Charlotte	3	2-1	Charlotte
4/25/12	Ryan Potulny	62:57	at Hershey	3	4-3	Hershey
5/5/12	Brock Trotter	70:02	St. John's	3	2-1	St. John's
5/6/12	Ben Maxwell	60:27	St. John's	4	3-2	St. John's
<b>5/8/12</b>	<b>Simon Després</b>	<b>92:08</b>	<b>St. John's</b>	<b>5</b>	<b>3-2</b>	<b>WBS^</b>
<b>4/27/13</b>	<b>Chad Kolarik</b>	<b>68:18</b>	<b>at Binghamton</b>	<b>1</b>	<b>3-2</b>	<b>WBS</b>
5/15/13	Carter Camper	60:31	Providence	3	2-1	Providence
<b>5/20/13</b>	<b>Trevor Smith</b>	<b>63:26</b>	<b>at Providence</b>	<b>6</b>	<b>2-1</b>	<b>WBS^</b>
<b>4/25/14</b>	<b>Anton Zlobin</b>	<b>68:40</b>	<b>at Binghamton</b>	<b>1</b>	<b>3-2</b>	<b>WBS</b>
4/26/14	Stéphane Da Costa	71:07	at Binghamton	2	4-3	Binghamton
<b>4/30/14</b>	<b>Chuck Kobasew</b>	<b>67:32</b>	<b>Binghamton</b>	<b>3</b>	<b>3-2</b>	<b>WBS</b>
<b>5/14/14</b>	<b>Simon Després</b>	<b>86:32</b>	<b>at Providence</b>	<b>3</b>	<b>5-4</b>	<b>WBS</b>
5/16/14	Cory Kane	66:31	at Providence	4	3-2	Providence
5/6/15	Zach O'Brien	104:13	at Manchester	1	4-3	Manchester
<b>4/20/16</b>	<b>Carter Rowney</b>	<b>61:09</b>	<b>Providence</b>	<b>1</b>	<b>3-2</b>	<b>WBS</b>
<b>4/21/16</b>	<b>Daniel Sprong</b>	<b>65:13</b>	<b>Providence</b>	<b>2</b>	<b>4-3</b>	<b>WBS</b>
<b>4/23/16</b>	<b>Jake Guentzel</b>	<b>93:52</b>	<b>at Providence</b>	<b>3</b>	<b>5-4</b>	<b>WBS*</b>

\* = Clinched Series

^ = Staved off Elimination

*continued on next page...*



**Overtime Games continued...**

Date	Player	Time	Opponent	Game#	Score	Winner
5/9/16	Kael Mouillierat	62:31	Hershey	4	2-1	WBS
5/15/16	Travis Boyd	70:57	at Hershey	7	3-2	Hershey*^
4/23/17	Derrick Pouliot	67:49	at Providence	2	6-5	WBS
4/20/18	Lucas Wallmark	63:18	at Charlotte	1	3-2	Charlotte
5/9/22	Alex Nylander	68:22	Hershey	3	4-3	WBS*^

\* = Clinched Series

^ = Staved off Elimination





## SHUTOUTS

### For W-B/Scranton (14)

Date	Goaltender	Score	Opponent	Saves
4/25/01	Rich Parent	3-0	Philadelphia	25
4/23/04	Andy Chiodo	5-0	Bridgeport	23
5/8/04	Andy Chiodo	3-0	Philadelphia	18
5/10/04	Andy Chiodo	2-0	Philadelphia	32
4/27/05	Andy Chiodo	2-0	Binghamton	23
4/25/06	Dany Sabourin	1-0	at Bridgeport	33
5/14/08	John Curry	2-0	Portland	19
4/30/12	Brad Thiessen	3-0	Charlotte	34
5/6/12	Brad Thiessen	1-0	at Charlotte	23
5/18/13	Brad Thiessen	4-0	Providence	30
5/22/13	Brad Thiessen	5-0	Providence	34
4/25/15	Matt Murray	4-0	Syracuse	27
5/4/16	Casey DeSmith	4-0	at Hershey	33
5/6/22	Tommy Nappier	3-0	Hershey	23

### For Opponents (13)

Date	Goaltender	Score	Opponent	Saves
5/28/01	Mathieu Brochu	1-0	Saint John	18
5/6/06	Frédéric Cassivi	5-0	Hershey	19
5/9/06	Frédéric Cassivi	1-0	at Hershey	27
5/5/07	Frédéric Cassivi	2-0	Hershey	19
5/10/09	Michal Neuvirth	3-0	at Hershey	30
5/12/09	Michal Neuvirth	3-0	at Hershey	24
4/16/11	Dustin Tokarski	2-0	Norfolk	27
5/4/11	Mike Murphy	1-0	at Charlotte	44
5/29/13	Cédric Desjardins	2-0	Syracuse	22
5/9/14	Niklas Svedberg	4-0	Providence	20
5/28/14	Michael Hutchinson	5-0	St. John's	30
6/3/14	Michael Hutchinson	5-0	St. John's	34
5/6/16	Justin Peters	2-0	at Hershey	27

## HAT TRICKS

### For W-B/Scranton (2)

Date	Player	Opponent	Goaltender(s)
4/14/10	Nick Johnson	at Albany	Justin Peters
4/23/11	Steve Wagner	Norfolk	Dustin Tokarski

### For Opponents (4)

Date	Player	Opponent	Goaltender(s)
4/27/01	Mark Greig	Philadelphia	Rich Parent
5/11/07	Scott Barney	Hershey	Nolan Schaefer
6/10/08	Jason Krog	Chicago	John Curry
5/11/15	Jordan Weal	Manchester	Matt Murray Jeff Zatkoff

## PENALTY SHOTS

### For W-B/Scranton (7)

Date	Player	Opponent	Goaltender	Result
4/19/08	Nathan Smith	Hershey	Frédéric Cassivi	Save
4/16/10	Dustin Jeffrey	at Albany	Justin Peters	Save
4/23/11	Joe Vitale	Norfolk	Dustin Tokarski	Save
4/21/12	Ben Street	Hershey	Dany Sabourin	GOAL
5/10/13	Chad Kolarik	at Providence	Niklas Svedberg	GOAL
5/2/14	Bryan Rust	Binghamton	Andrew Hammond	Save
5/4/16	Jake Guentzel	at Hershey	Justin Peters	Save

### For Opponent (6)

Date	Player	Opponent	Goaltender	Result
4/13/01	Brad Moran	Syracuse	Rich Parent	Goal
5/29/08	Steve Martins	at Chicago	John Curry	SAVE
5/2/09	Oskar Osala	at Hershey	John Curry	SAVE
5/1/12	Jason King	at St. John's	Brad Thiessen	SAVE
5/16/14	Nick Johnson	at Providence	Peter Mannino	SAVE
5/4/16	Nathan Walker	at Hershey	Casey DeSmith	SAVE



# INDIVIDUAL RECORDS

## Most Points in a Game

Player	G	A	Pts	Date	Opponent
T1. Chris Kelleher	1	4	5	4/13/01	Syracuse
T1. Micki DuPont	1	4	5	4/27/07	at Norfolk
T1. Tom Kostopoulos	1	4	5	5/13/16	Hershey
T2. Tomáš Surový	2	2	4	4/17/04	at Bridgeport
T2. Tomáš Surový	2	2	4	5/13/05	Philadelphia
T2. Tim Brent	2	2	4	4/25/08	Hershey
T2. Ryan Stone	2	2	4	5/7/08	at Philadelphia
T2. Jean-Michel Daoust	2	2	4	4/19/09	Bridgeport
T2. Jake Guentzel	2	2	4	4/23/16	at Providence
T2. David Warsofsky	2	2	4	4/23/17	at Providence
T2. Michal Rozsival	1	3	4	5/9/01	at Hershey
T2. Janne Pesonen	1	3	4	5/8/09	Hershey
T2. Kevin Porter	0	4	4	4/23/17	at Providence

## Most Saves in a Game

Player	Shots	Saves	Date	Opponent
1. Casey DeSmith	63	59	4/23/16	at Providence
2. Matt Murray	56	53	5/6/16	at Manchester
3. Nolan Schaefer	54	50	5/4/07	at Hershey
4. Brad Thiessen	47	46	5/20/13	at Providence
5. Andy Chiodo	44	42	4/25/05	Binghamton
6. Adam Berkhoel	43	40	5/10/09	at Hershey
T7. Adam Berkhoel	40	39	5/9/09	Hershey
T7. Rich Parent	40	39	5/12/09	at Hershey
T7. Rich Parent	43	39	5/9/01	at Hershey
T10. Rich Parent (x2)		38	2001	Saint John

## Most Points in a Series

Player	G	A	Pts	Year / Round	Opponent
1. Tim Brent	5	6	11	2008 / EDSF	Hershey
T2. Milan Kraft	6	3	9	2001 / WCQF	Syracuse
T2. Micki DuPont	4	5	9	2007 / EDSF	Norfolk
T2. Tom Kostopoulos	4	5	9	2016 / ADF	Hershey
T2. Robert Nilsson	2	7	9	2007 / EDSF	Norfolk
T6. Jonathan Filewich	5	3	8	2006 / EDSF	Bridgeport
T6. Nick Johnson	4	4	8	2009 / EDF	Hershey
T6. Michal Rozsival	2	6	8	2001 / WCQF	Syracuse
T6. Alex Goligoski	2	6	8	2008 / EDSF	Hershey
T6. Alex Goligoski	1	7	8	2008 / Final	Chicago
T6. Jason Williams	1	7	8	2012 / ECQF	Hershey

## Most Saves in a Series

Player	Shots	Saves	Year / Round	Opponent
1. Rich Parent	219	199	2001 / Final	Saint John
T2. Brad Thiessen	181	177	2013 / ECSF	Providence
T2. Adam Berkhoel	189	177	2009 / EDF	Hershey
T2. Brad Thiessen	193	177	2012 / ECSF	St. John's
5. Peter Mannino	196	175	2014 / ECSF	Providence
6. Nolan Schaefer	179	165	2007 / EDSF	Norfolk
T7. Brad Thiessen	168	158	2011 / EDSF	Norfolk
T7. John Curry	175	158	2008 / ECF	Portland
9. John Curry	179	157	2008 / Final	Chicago
10. Brad Thiessen	164	154	2011 / EDF	Charlotte

## Youngest to Score a Goal

Player	Years	M	D	Date	Opponent
1. Kasper Kapanen	18	9	1	4/24/15	Syracuse
2. Daniel Sprong	19	1	4	4/21/16	Providence
3. Luca Caputi	19	6	24	4/25/08	Hershey

## Most Saves in a Period

Player	Shots	Saves	Period	Date	Opponent
T1. Brad Thiessen	20	20	1	5/1/12	at St. John's
T1. Casey DeSmith	21	20	2	4/28/17	Providence
T2. Rich Parent	18	17	2	5/12/01	Hershey
T2. Casey DeSmith	20	17	3	4/23/16	at Providence

## Fastest Goal Scored

Player	Time	Date	Opponent
1. Darcy Verot	0:19	5/17/01	at Saint John
2. Dustin Jeffrey	0:30	4/18/09	at Bridgeport
3. Jonathan Filewich	0:34	5/26/06	Bridgeport

## Fastest Goal Against

Player	Time	Date	Opponent
1. Nick Shore	0:18	5/6/15	at Manchester
2. Mike Freer	0:19	4/27/01	at Philadelphia
3. Jordan Weal	0:42	5/11/15	Manchester

## Latest Non-EN Goal Scored in Regulation

Player	Time	Date	Opponent
1. Matt Carkner	59:56	5/2/07	at Hershey
2. Dennis Bonvie	59:45	4/25/08	Hershey
3. Zach Sill	59:44	5/31/14	St. John's

## Latest Non-EN Goal Against in Regulation

Player	Time	Date	Opponent
1. Ryan Spooner	59:59	5/16/14	at Providence
2. Mark Borowiecki	59:58	5/2/13	at Binghamton
3. Jeff Paul	59:54	5/23/04	at Hartford

# ALL-TIME PLAYOFF LEADERS

GAMES PLAYED		PIM		WINS	
1. Tom Kostopoulos	91	1. Dennis Bonvie	88	T-1. John Curry	18
2. Alain Nasreddine	57	2. Alain Nasreddine	82	T-1. Brad Thiessen	18
3. Tim Wallace	55	3. Brooks Orpik	77	3. Andy Chiodo	14
T-4. Shane Endicott	51	4. Ross Lupashuk	75	4. Rich Parent	13
T-4. Joey Mormina	51	5. Joey Mormina	74	5. Casey DeSmith	7
GOALS		PP GOALS		GAA	
1. Tom Kostopoulos	23	1. Éric Meloche	10	1. Brad Thiessen	1.81
2. Chris Minard	17	2. Kris Beech	9	2. Jean-Sébastien Aubin	2.02
3. Éric Meloche	16	3. Chris Minard	8	3. Adam Berkhoel	2.12
T-4. Kris Beech	14	4. Tim Brent	7	4. Dany Sabourin	2.15
T-4. Milan Kraft	14			5. Andy Chiodo	2.28
ASSISTS		SH GOALS		SHUTOUTS	
1. Tom Kostopoulos	44	1. Milan Kraft	2	T-1. Andy Chiodo	4
2. Alex Goligoski	29	2. seven tied with	1	T-1. Brad Thiessen	4
3. Chris Kelleher	23			3. five tied with	1
4. Ryan Stone	22				
5. Ryan Whitney	20				
		GW GOALS		SV%	
		1. Toby Peterson	4	1. Brad Thiessen	.946
		Chris Minard	4	2. Adam Berkhoel	.937
		3. six tied with	3	3. Jean Sébastien-Aubin	.930
				4. Dany Sabourin	.927
				5. Matt Murray	.923

## ALL-TIME PLAYOFF POINTS

Player	GP	G	A	PTS
1. Tom Kostopoulos	94	23	44	67
2. Alex Goligoski	32	5	29	34
3. Ryan Stone	44	11	22	33
4. Éric Meloche	50	16	16	32
5. Chris Kelleher	43	7	23	30
6. Tomáš Surový	41	10	19	29
7. Toby Petersen	48	10	19	29
8. Kris Beech	38	14	13	27
9. Tim Brent	23	12	15	27
10. Chris Minard	35	17	9	26
11. Kurtis McLean	40	8	18	26
12. Milan Kraft	20	14	11	25
13. Ryan Whitney	42	4	20	24
14. Connor James	42	12	11	23
15. Conor Sheary	23	11	12	23
16. Konstantin Koltsov	30	8	15	23
17. Brian Dumoulin	38	5	18	23
18. Shane Endicott	51	11	11	22
19. Michal Rozsival	21	3	19	22
20. Jonathan Filewich	35	11	8	19
21. Matt Murley	41	10	8	18
22. Nathan Smith	22	7	11	18
23. Micki DuPont	17	8	9	17
24. Michel Ouellet	33	4	13	17
25. Tim Wallace	54	4	13	17

## SINGLE PLAYOFF POINTS

Player	GP	G	A	PTS	Year
1. Alex Goligoski	23	4	24	28	2008
2. Tim Brent	23	12	15	27	2008
3. Chris Kelleher	21	7	18	25	2001
4. Tom Kostopoulos	24	7	16	23	2004
5. Michal Rozsival	21	3	19	22	2001
6. Milan Kraft	14	12	7	19	2001
7. Kurtis McLean	23	4	15	19	2008
8. Nathan Smith	22	7	11	18	2008
9. Chris Minard	23	11	6	17	2008
10. Ryan Stone	23	5	12	17	2008
11. Konstantin Koltsov	24	6	11	17	2004
12. Éric Meloche	21	6	10	16	2001
13. Tomáš Surový	24	6	10	16	2004
14. Robert Nilsson	11	3	12	15	2007
15. Kris Beech	22	9	6	15	2004
16. Éric Meloche	23	9	6	15	2004
17. Jake Guentzel	10	5	9	14	2016
18. Micki DuPont	11	5	9	14	2007
19. Chuck Kobasew	14	8	6	14	2014
20. Colin McDonald	12	6	7	13	2012
21. Jason Williams	12	3	10	13	2012
22. Toby Petersen	21	7	6	13	2001
23. Connor James	22	8	5	13	2008
24. Matt Murley	23	7	6	13	2004
25. Mark Ardelan	23	6	7	13	2008

# THE STORY OF THE CALDER CUP

## FROM THE AMERICAN HOCKEY LEAGUE GUIDE AND RECORD BOOK

The coveted Calder Cup has been a motivational force for American Hockey League teams throughout the League's 88-year history. It is one of our sport's greatest challenges and ultimate honors to hoist the Calder Cup in victory.

The trophy is named for Frank Calder, who served as the National Hockey League's first President from 1917 to 1943. During the 1920's, Mr. Calder was instrumental in guiding hockey into the mainstream of America's major cities including Boston, New York, Detroit and Chicago, while helping in the formation of the American League.

The Calder Cup trophy itself was actually first awarded in 1938 to the Providence Reds for winning the second International-American Hockey League championship. (In 1996, George Parsons of the Syracuse Stars was presented the Calder Cup in a ceremony at the Onondaga County War Memorial, as it is believed the Stars never received a trophy for their 1937 championship.)

In 2001, the trophy's base was changed to include two tiers of plaques, which feature the rosters of each of the last 20 Calder Cup champions; the plaques from all previous champions are on display in the Hockey Hall of Fame in Toronto. The entire Calder Cup trophy now stands 24 inches tall and weighs 35 pounds. The bowl, made of sterling silver, is 12 inches high and eight inches in diameter. The hardwood base is made of Brazilian mahogany.

A total of 32 different cities have had their AHL member club win the Calder Cup, led by Hershey with 12 and Cleveland with 10 following the Lake Erie Monsters' 2016 championship. Springfield (seven), Rochester (six), Providence (five) and Chicago (three) are the other active cities with more than one title. Twenty-nine members of the Hockey Hall of Fame have won the Calder Cup in their careers, including Johnny Bower, Terry Sawchuk, Emile Francis, Gerry Cheevers, Al Arbour, Andy Bathgate, Larry Robinson, Doug Harvey, Patrick Roy and 2013 inductee Fred Shero.

Not only have great players won the Calder Cup, but outstanding coaches have also hoisted the AHL's championship trophy. Hall of Famer Fred "Bun" Cook holds the distinction of winning seven Calder Cups in his career; no other AHL head coach has ever won more than three. Current NHL head coaches with Calder Cup titles on their resumes include Barry Trotz (Portland, 1994), John Tortorella (Rochester, 1996), Peter Laviolette (Providence, 1999), Todd McLellan (Houston, 2003), Bruce Boudreau (Hershey, 2006), Jon Cooper (Norfolk, 2012), Jeff Blashill (Grand Rapids, 2013), Willie Desjardins (Texas, 2014) and Jared Bednar (Lake Erie, 2016).

More than 100 players and coaches have won both the Calder Cup and Stanley Cup in their careers, including Ace Bailey, Brian Engblom, Dick Gamble, Butch Goring, Adam Graves, Peter Mahovlich, Kirk Maltby, Ab McDonald, Patrick Sharp, Fred Shero, Brian Skrudland, Jeff Carter and Mike Richards.

Two-time Calder Cup champion Darren Haydar is the AHL's all-time leader in playoff goals (63), assists (80) and points (143), and three-time winner Bryan Helmer has played in more Calder Cup Playoff games (159) than anyone else. Marcel Paille's 49 playoff victories are the most ever by a goaltender, and Bill McDougall set single-season records that may never be broken when he tallied 26 goals, 26 assists and 52 points during the 1993 postseason with the Cape Breton Oilers.

Four men share the honor of having won the most Calder Cups during their playing careers: Bob Solinger, Les Duff, Fred Glover and Mike Busniuk each skated to five titles.

Calder Cup-winning teams have impacted significantly on the success of their NHL parent clubs. On three occasions an AHL club and its NHL affiliate won their league championships in the same year: In 1976 and 1977, the Montreal Canadiens won the Stanley Cup while their AHL affiliate, the Nova Scotia Voyageurs, won the Calder Cup, and in 1995, the Stanley Cup champion New Jersey Devils saw their AHL affiliate, the Albany River Rats, win a title as well. In 2008, the Wilkes-Barre/Scranton Penguins and their parent club in Pittsburgh both reached their respective league Finals before bowing out, and in 2015, both the New York Rangers and Hartford Wolf Pack reached the conference finals.

Only one team in 80 years has been able to win the Calder Cup in three consecutive seasons: the Springfield Indians, under the leadership of AHL and Hockey Hall of Famers Eddie Shore and Jack Butterfield, skated to Calder Cup championships in 1960, 1961 and 1962.